



ski-doo

DEALER SPEC BOOK

**VEHICLES • ACCESSORIES • PARTS • MAINTENANCE
APPAREL • BRANDED MERCHANDISE**

2022

PRODUCT SPEC BOOK

2022

VEHICLE SPECIFICATIONS

- 5 Rotax Engines
- 6 Summit X with Expert Package
- 8 Summit X
- 10 Summit Edge
- 12 Summit SP
- 14 Freeride
- 16 Backcountry X-RS
- 18 Backcountry X
- 20 Backcountry
- 22 Backcountry Sport
- 24 Mach Z
- 26 Renegade X-RS with Competition Package
- 28 Renegade X-RS
- 30 Renegade X
- 32 Renegade Enduro
- 34 Renegade Adrenaline
- 36 Renegade Sport
- 38 MXZ X-RS
- 40 MXZ X
- 42 MXZ TNT
- 44 MXZ Sport
- 46 Grand Touring Limited
- 48 Grand Touring Sport
- 50 Expedition Xtreme
- 52 Expedition SE
- 54 Expedition SWT
- 56 Expedition LE
- 58 Expedition Sport
- 60 Tundra LT
- 62 Tundra Sport
- 64 Skandic SWT
- 66 Skandic WT
- 68 Skandic Sport

- 70 Comparative Chart

ACCESSORIES

- 77 Platform/Accessory Fit Guide
- 78 LinQ Accessories
- 81 Fuel & Oil Caddies
- 81 Storage
- 92 Sleigh, Racks & Holders
- 94 Seats & Backrests
- 98 Windshields & Wind Protection
- 105 Handguards & Handlebar
- 107 Mirrors
- 108 Adjustable Risers & Extension Kits
- 110 LED Lights
- 111 Bumpers, Hitches & Winches
- 117 Protection & Reinforcement
- 120 Toe-Holds, Footrests & Knee Pads
- 122 Suspension & Fox Shock Kits
- 125 Vent Kits & Prefilters
- 126 Cooling & Lubrication
- 127 Electrical & Electronics
- 131 Trailering & Covers
- 134 Garage & Truck Sled Decks

PARTS

- 137 Traction & Control
- 148 Propulsion
- 150 Electrical

MAINTENANCE

- 153 Oils & Maintenance Products
- 156 Care Products

APPAREL

- 159 Technology Guide
- 164 Helmets
- 167 Goggles
- 168 Riding Gear
- 174 Mitts & Gloves
- 176 Boots & Socks
- 177 Headwear & Balaclavas
- 179 Base Layers
- 181 Mid Layers
- 182 Men's Sportswear
- 185 Ladies' Sportswear
- 187 Kids & Teen Wear
- 190 Tekvest
- 190 Bags
- 191 Lifestyle & Gifts
- 192 Sizing Chart

*THAT **ski-doo** FEELING*

For advertising purposes, some scenes depicted in this brochure include professional riders and racers executing maneuvers or performances under ideal and/or controlled conditions. Do not attempt any of these or any other risky maneuvers if they're beyond your level of riding ability, as well as your understanding and respect for the performance of your snowmobile. Always ride responsibly and safely. Always observe applicable local laws and regulations. Always wear the appropriate protective clothing, including a helmet. And remember, if you're going to drink, please don't ride. Because of its ongoing commitment to product quality and innovation, Bombardier Recreational Products Inc. (BRP) reserves the right, at any time, to discontinue or change specifications, prices, designs, features, models or equipment without incurring any obligation. Some models depicted herein may include optional equipment. Prices are based on Manufacturer Suggested Retail Prices. Dealer may sell for a different price. Taxes are not included. BRP is a proud member of the SSCC (Snowmobiling Safety Certification Committee), Machine Safety Standard, Operator Safety Training, Safe Trails, ISMA (International Snowmobile Manufacturers Association), National Snowmobile Foundation and Tread Lightly! Inc. By being a member of these important snowmobiling associations, we recognize and support their efforts in sharing the responsibility in promoting the growth of our sport. Isolfil is a registered trademark of Yarns and Threads For Textile. mcFIT is registered trademark of MCTECH Corporation. PrimaLoft Gold, PrimaLoft Silver and PrimaLoft Black are registered trademarks of Albany International Corp. Sympatex is a registered trademark of Sympatex Technologies GmbH. Dri-Lex is a registered trademark of Faytex Corp. Vespel, Teflon HT and Kevlar are trademarks of E. I. DuPont de Nemours & Co. Thermolite and Cordura are registered trademarks of INVISTA for durable fabrics. Thermocool is a registered trademark of ADVANSA. Velcro is a registered trademark of Velcro Industries. Scott is a trademark of Scott Sports SA. M-FORGE® Composite is a patented and registered trademark of Warn Industries Inc. GTX is a trademark of Castrol Limited used under license. Montana and Zumo are registered trademarks of Garmin Ltd. NGK is a registered trademark of NGK Spark Plugs, Ltd. Extender Trail III, Trail Blazer IV, Executive, Flat-top and Dooly are trademarks and registered trademarks of Woody's International Engineering and Manufacturing, Inc. RipSaw, RipSaw Lite, ICE Ripper, ICE Ripper XT, ICE Attak and Powder Max are trademarks of Camoplast Inc. Lexan is a registered trademark of SABIC Innovative Plastics. Superclamp II is a trademark of Bowdriks Industries. FOX is a registered trademark of Fox Racing Canada. Kolpin and Impact are registered trademarks of Kolpin Powersports Inc. Yuasa is a registered trademark of YUASA Batteries Inc. Schumacher® and the Schumacher logo are registered trademarks of Schumacher Electric Corporation. Depending on location, products are distributed by BRP US Inc., Bombardier Recreational Products Inc., BRP European Distribution SA, BRP Finland Oy, BRP Australia Pty Ltd. or Bombardier Recreational Products Motores da Amazonia Ltda. In the U.S.A., products are distributed by BRP US Inc. In Canada, products are distributed by Bombardier Recreational Products Inc. ®/TM and the BRP logo are trademarks and registered of Bombardier Recreational Products Inc. or its affiliates. All other company and/or product names are trademarks or registered trademarks of their respective holders. © 2021 BRP. All rights reserved. Printed in Canada.



VEHICLE SPECIFICATIONS

// VEHICLE SPECIFICATIONS

| | | | |
|----|--|----|-----------------------|
| 5 | ROTAX ENGINES | 38 | MXZ X-RS |
| 6 | SUMMIT X WITH EXPERT PACKAGE | 40 | MXZ X |
| 8 | SUMMIT X | 42 | MXZ TNT |
| 10 | SUMMIT EDGE | 44 | MXZ SPORT |
| 12 | SUMMIT SP | 46 | GRAND TOURING LIMITED |
| 14 | FREERIDE | 48 | GRAND TOURING SPORT |
| 16 | BACKCOUNTRY X-RS | 50 | EXPEDITION XTREME |
| 18 | BACKCOUNTRY X | 52 | EXPEDITION SE |
| 20 | BACKCOUNTRY | 54 | EXPEDITION SWT |
| 22 | BACKCOUNTRY SPORT | 56 | EXPEDITION LE |
| 24 | MACH Z | 58 | EXPEDITION SPORT |
| 26 | RENEGADE X-RS WITH COMPETITION PACKAGE | 60 | TUNDRA LT |
| 28 | RENEGADE X-RS | 62 | TUNDRA SPORT |
| 30 | RENEGADE X | 64 | SKANDIC SWT |
| 32 | RENEGADE ENDURO | 66 | SKANDIC WT |
| 34 | RENEGADE ADRENALINE | 68 | SKANDIC SPORT |
| 36 | RENEGADE SPORT | 70 | COMPARATIVE CHART |

ROTAX® ENGINES

ROTAX 2-STROKE ENGINES

Heart-thumping power, lightweight design, proven reliability – E-TEC direct-injection engine technology delivers the most sought-after attributes in the snowmobile industry.

Our lineup of 2-stroke engines now includes the brand-new 600 EFI (Electronic Fuel Injection) engine. Reliable, affordable and easy to use, it's an entry-level engine that far exceeds what you thought an entry-level engine had to be.

With E-TEC engine lineup you also get:

- Industry-leading fuel economy²
- Excellent oil economy
- Virtually no smoke or smell
- Light, linear throttle pull
- Automatic summerization process

850 E-TEC TURBO

- 165 hp up to 8,000 ft¹
- World's first factory-built 2-stroke turbo

850 E-TEC

- 165 horsepower¹
- Up to 19 mpg (12.3 L/100 km)²

600R E-TEC

- 125 horsepower¹
- Up to 21 mpg (11.3 L/100 km)²

600 EFI

- 85 horsepower¹
- Up to 18 mpg (13.3 L/100 km)²

E-TEC engines are the best-selling 2-stroke engines in snowmobiling.⁴

ROTAX ACE™ 4-STROKE ENGINES

With the Advanced Combustion Efficiency (ACE) family of engines, BRP engineers optimized the combustion system, reduced mechanical friction, and freed intake and exhaust breathing. The result is the most efficient engines in snowmobiling. Not only are they efficient, they're a pleasure to operate and own. Very little maintenance is required; they run smoothly and produce a nice, solid – yet quiet – sound.

NEW 900 ACE TURBO R

- Rotax-designed turbocharger
- 180 horsepower¹
- Cable-activated throttle with reconfigured iTC

900 ACE TURBO - 150 WITH iTC

- 150 horsepower¹
- Up to 19.4 mpg (12.1 L/100 km)³

NEW 900 ACE TURBO - 130 WITH iTC

- Rotax-designed turbocharger
- 130 horsepower¹

900 ACE WITH iTC

- 3 cylinders
- 95 horsepower¹
- Up to 21.8 mpg (10.8 L/100 km)³

600 ACE WITH iTC

- 2 cylinders
- 62 horsepower¹
- Up to 29 mpg (8 L/100 km) – the most fuel-efficient in the entire industry³

ACE engines are the best-selling 4-stroke engines in snowmobiling.⁴



INTELLIGENT THROTTLE CONTROL

Standard on the ACE engines, the iTC™ system delivers a whole different snowmobiling experience.

- **Driving Modes:** A button on the console enables you to select one of three driving modes. Standard mode ensures a smooth start and linear acceleration; Sport enables full performance and quicker acceleration; ECO® limits top speed and acceleration rates for a more relaxed, fuel-conserving ride.
- **Finger Throttle:** The throttle block can be rotated forward for use as a finger throttle, if preferred. Great for changing hand positions on a long ride and for more control through bumps.

¹ Observed metric horsepower based on internal dyno test performed in optimal conditions.

² Data based on internal engineering trail testing.

³ Data based on internal engineering trail testing in ECO mode.

⁴ Based on retail sale results as of December 31, 2019.



Experience the advantage of XPS. Oil and care products engineered to extend the life of your ride, tested in the world's harshest conditions, and designed to optimize your vehicle's performance. Learn more at XPSlubricants.com

SUMMIT® X® WITH EXPERT PACKAGE

STARTING AT \$15,249

The ultimate deep-snow sled with features sharpened for technical terrain riding.



// WHAT'S NEW

- Narrower 34 in. ski stance

// PACKAGE HIGHLIGHTS

- Two *ULTIMATE* color options with panel wrap: supreme look and finish, maximum protection
- Rotax® 850 E-TEC® or 850 E-TEC Turbo engines available
- Premium shock package with stiffer calibration
- Short tunnel with lightweight snowflap
- RAS™ 3 front suspension with lightweight ski spindle and revised ski stopper
- tMotion™ rear suspension with ice scratchers and adjustable limiter strap
- E-TEC® SHOT™ starter standard
- Full-length extruded-profile running boards with large openings
- One-piece lightweight hood on all models
- Flexible handguards
- Short riser block (120 mm/4.7 in.)
- Sea-level calibration available on select configurations
- 4.5 in. digital display
- Smaller-diameter handlebar ends and handgrips
- Ultra-compact and lightweight deep-snow seat
- DS 3 skis
- Belt monitoring system

SUMMIT® X® WITH EXPERT PACKAGE 165 850 E-TEC® TURBO SHOWN

ROTAX® ENGINE

| | 850 E-TEC® TURBO | 850 E-TEC® |
|--------------------------|---|---|
| Engine details | Liquid-cooled, two-stroke, turbocharged, eRAVE™ | Liquid-cooled, two-stroke, eRAVE™ |
| Horsepower | 165 up to 8,000 ft. | 165 |
| Cylinders – Displacement | 2 – 849 cc | 2 – 849 cc |
| Bore – Stroke | 82 mm – 80.4 mm | 82 mm – 80.4 mm |
| Carburation | E-TEC® direct injection with additional booster injectors | E-TEC® direct injection with additional booster injectors |
| Fuel type – Octane | Premium unleaded – 91 | Premium unleaded – 91 |
| Fuel tank | 36 L/9.5 US gal | 36 L/9.5 US gal |
| Oil tank capacity | 3.4 L/3.6 qt | 3.4 L/3.6 qt |

POWERTRAIN

| | | |
|----------------------|-----------------------|-----------------------|
| Drive clutch | pDrive™ with clickers | pDrive™ with clickers |
| Driven clutch | QRS Vent Plus | QRS Vent Plus |
| Drive sprocket pitch | 89 mm/3.5 in. | 89 mm/3.5 in. |

DRY WEIGHT

| | | |
|------------|---|--|
| Dry weight | 208 kg/458 lb (154 in.) 212 kg/468 lb (165 in.) 215 kg/474 lb (175 in.) | 198 kg/437 lb (154 in.) 202 kg/446 lb (165 in.) |
|------------|---|--|

DIMENSIONS

| | |
|-------------------------------------|--|
| Overall vehicle length | 3,188 mm/125.5 in. (154 in.) 3,299 mm/129.9 in. (165 in.) 3,454 mm/136 in. (175 in.) |
| Overall vehicle width | 1,080 to 1,110 mm/42.5 to 43.7 in. |
| Overall vehicle height | 1,306 mm/51.4 in. |
| Ski stance | 864 mm/34 in. |
| Track (Length x Width x Profile) | PowderMax¹ Light 154 x 16 x 2.5 in. 154 x 16 x 3.0 in. 165 x 16 x 3.0 in. |
| | 175 x 16 x 3.0 in. 850 E-TEC Turbo only |

COLOR

ULTIMATE Liquid Titanium / Carbon Black

ULTIMATE Triple Black

SUSPENSION

| | |
|-------------------------|---|
| Front suspension | RAS™ 3 |
| Front shock | HPG™ Plus with lightweight springs |
| Front suspension travel | 215 mm/8.5 in. |
| Rear suspension | tMotion™ with adjustable limiter strap |
| Center shock | HPG™ Plus with lightweight spring |
| Rear shock | KYB® PRO 36 Easy-Adjust |
| Rear suspension travel | 239 mm/9.4 in. (154, 165 in.) 242 mm/9.5 in. (175 in.) |

FEATURES

| | |
|-----------------------------|--|
| Frame | REV® Gen4 |
| Bodywork | Narrow design |
| Skis | Pilot™ DS 3 |
| Seating | Deep-snow ultra-compact and lightweight |
| Handlebar | Tapered U-shaped aluminum with J-hooks/Low grab handle/Flexible handguards |
| Riser block height | 120 mm/4.7 in. |
| Starter | SHOT |
| Reverse | RER™ |
| Brake system | Brembo racing brake with stainless-steel braided brake line |
| Heated throttle lever/grips | Standard |
| Gauge type | 4.5 in. digital display |
| Windshield | Optional |
| Runner – Carbide | Square 3/8 – 4 in. |
| Bumpers (front/rear) | Std/Std |

// FEATURE HIGHLIGHTS

**1 Rotax 850 E-TEC® Turbo engine**

The first-ever factory-built 2-stroke turbocharged engine in any industry. It boasts instant response and a full 165 HP up to 8,000 ft of elevation. Sophisticated design integrates flawlessly with the REV Gen4 platform for maximum agility. Factory installation ensures peace of mind.

[See website for image]

2 Specialized ergonomics

Input from our team of backcountry experts resulted in a purpose-built sled for a better deep-snow experience with lower seat height, shorter riser, smaller-diameter handlebars and low handlebar strap for the ultimate advantage in the most technical terrains.

**3 tMotion™ with adjustable limiter strap**

Quickly and easily change the limiter strap length for the desired ski lift without crawling under the sled.



SUMMIT® X® WITH EXPERT PACKAGE
154 850 E-TEC® TURBO SHOWN

**4 Narrower 34 in. ski stance**

Makes it easier to initiate rollup, lowers the center of gravity requiring less effort to balance the sled and provides a larger window for the ideal balance point. Also improves traction at the balance point.

[See website for image]

5 Lightweight features

Weight savings from the one-piece lightweight hood, ski spindle, stopper, springs, seat and more make technical maneuvers easier than ever.

**6 E-TEC® SHOT™ starter**

Push-button starting with almost no added weight. Uses energy stored in the lightweight ultracapacitor to turn the magneto and with E-TEC® technology, starts the engine.

SUMMIT® X®

STARTING AT \$13,999

Longer climbs, tighter tree lines
and deeper powder.



SUMMIT® X®
165 850 E-TEC® TURBO SHOWN

// WHAT'S NEW

- HPG Plus shock package with lightweight springs
- 850 E-TEC Turbo available with two color choices
- One-piece lightweight hood on all models
- Standard with two sets of LinQ attachment points

// PACKAGE HIGHLIGHTS

- Rotax® 850 E-TEC® or 850 E-TEC Turbo engines available
- Short tunnel with lightweight snowflap
- RAS™ 3 front suspension with lightweight ski spindle and revised ski stopper
- tMotion™ rear suspension with ice scratchers
- E-TEC® SHOT™ starter standard
- Full-length extruded-profile running boards with large openings
- **ULTIMATE** color option with panel wrap: supreme look and finish, maximum protection
- Low handlebar strap
- Sea-level calibration available on select configurations
- 4.5 in. digital display
- Smaller-diameter handlebar ends and handgrips
- Compact and lightweight deep-snow seat
- DS 3 skis
- Belt monitoring system

ROTAX® ENGINE

| | 850 E-TEC® TURBO | 850 E-TEC® |
|--------------------------|---|---|
| Engine details | Liquid-cooled, two-stroke, turbocharged, eRAVE™ | Liquid-cooled, two-stroke, eRAVE™ |
| Horsepower | 165 up to 8,000 ft. | 165 |
| Cylinders – Displacement | 2 – 849 cc | 2 – 849 cc |
| Bore – Stroke | 82 mm – 80.4 mm | 82 mm – 80.4 mm |
| Carburation | E-TEC® direct injection with additional booster injectors | E-TEC® direct injection with additional booster injectors |
| Fuel type – Octane | Premium unleaded – 91 | Premium unleaded – 91 |
| Fuel tank | 36 L/9.5 US gal | 36 L/9.5 US gal |
| Oil tank capacity | 3.4 L/3.6 qt | 3.4 L/3.6 qt |

POWERTRAIN

| | | |
|----------------------|-----------------------|-----------------------|
| Drive clutch | pDrive™ with clickers | pDrive™ with clickers |
| Driven clutch | QRS Vent Plus | QRS Vent Plus |
| Drive sprocket pitch | 89 mm/3.5 in. | 89 mm/3.5 in. |

DRY WEIGHT

| | | |
|------------|-------------------------|-------------------------|
| Dry weight | 207 kg/456 lb [154 in.] | 198 kg/435 lb [154 in.] |
| | 211 kg/466 lb [165 in.] | 201 kg/442 lb [165 in.] |

DIMENSIONS

| | |
|-------------------------------------|---|
| Overall vehicle length | 3,188 mm/125.5 in. [154 in.] 3,299 mm/129.9 in. [165 in.] |
| Overall vehicle width | 1,080 to 1,110 mm/42.5 to 43.7 in. |
| Overall vehicle height | 1,395 mm/54.9 in. |
| Ski stance | 910 or 950 mm/35.8 or 37.4 in. |
| Track (Length x Width x Profile) | PowderMax® Light with FlexEdge™: 154 x 16 x 2.5 in. 154 x 16 x 3.0 in. opt. 165 x 16 x 2.5 in. sea-level opt. only 165 x 16 x 3.0 in. |

COLOR

ULTIMATE Scandinavian Blue / Orange Crush

Triple Black

SUSPENSION

| | |
|-------------------------|------------------------------------|
| Front suspension | RAS™ 3 |
| Front shock | HPG™ Plus with lightweight springs |
| Front suspension travel | 215 mm/8.5 in. |
| Rear suspension | tMotion™ |
| Center shock | HPG™ Plus with lightweight spring |
| Rear shock | HPG™ Plus |
| Rear suspension travel | 239 mm/9.4 in. |

FEATURES

| | |
|-----------------------------|--|
| Frame | REV® Gen4 |
| Bodywork | Narrow design |
| Skis | Pilot™ DS 3 |
| Seating | Deep-snow compact and lightweight |
| Handlebar | Tapered U-shaped aluminum with J-hooks/Low grab handle |
| Riser block height | 165 mm/6.5 in. |
| Starter | SHOT, Electric (opt. select models), Manual (opt. select models) |
| Reverse | RER™ |
| Brake system | Brembo racing brake with stainless-steel braided brake line |
| Heated throttle lever/grips | Standard |
| Gauge type | 4.5 in. digital display |
| Windshield | Optional |
| Runner – Carbide | Square 3/8 – 4 in. |
| Bumpers (front/rear) | Std/Std |

// FEATURE HIGHLIGHTS

**1 Rotax 850 E-TEC® Turbo engine**

The first-ever factory-built 2-stroke turbocharged engine in any industry. It boasts instant response and a full 165 HP up to 8,000 ft of elevation. Sophisticated design integrates flawlessly with the REV Gen4 platform for maximum agility. Factory installation ensures peace of mind.

**2 Short tunnel**

Shorter tunnel length without snowflap for greater deep-snow capabilities with more clearance and lighter overall weight. Standard rear fender with LinQ-ready attachment points.

**3 One-piece lightweight hood**

One-piece polypropylene construction instantly drops 6.2 lb of weight. Optimized ventilation for heat dispersion and noise reduction.



SUMMIT® X®
165 850 E-TEC® TURBO SHOWN

**4 HP6 Plus shock package**

Highest-quality KYB lightweight high-pressure front and rear gas shocks. Rebuildable and revalvable.

**5 Profile running boards**

Front-to-back extruded grid-style board allowing snow to pass easily through, preventing washout and trenching, plus clears footrests for grip. Flatter foot position for comfort and control.

**6 E-TEC® SHOT™ starter**

Push-button starting with almost no added weight. Uses energy stored in the lightweight ultracapacitor to turn the magneto and with E-TEC® technology, starts the engine.

SUMMIT® EDGE®

STARTING AT \$14,149

New high-end in-season package loaded with proven technical features.



// WHAT'S NEW

- Short tunnel with lightweight snowflap
- E-TEC® SHOT™ starter standard
- Two *ULTIMATE* color options with panel wrap: supreme look and finish, maximum protection
- Standard with two sets of LinQ attachment points
- Compact and lightweight deep-snow seat

// PACKAGE HIGHLIGHTS

- Rotax® 850 E-TEC® engine
- High-quality HPG shock package
- RAS™ 3 front suspension with lightweight ski spindle and revised ski stopper
- tMotion™ rear suspension with ice scratchers
- Deep-snow running boards with large openings
- 4.5 in. digital display
- Smaller-diameter handlebar ends and handgrips
- DS 3 skis
- Belt monitoring system

SUMMIT® EDGE®
165 850 E-TEC® SHOWN

ROTAX® ENGINE

| | 850 E-TEC® |
|--------------------------|---|
| Engine details | Liquid-cooled, two-stroke, eRAVE™ |
| Horsepower | 165 |
| Cylinders – Displacement | 2 – 849 cc |
| Bore – Stroke | 82 mm – 80.4 mm |
| Carburation | E-TEC® direct injection with additional booster injectors |
| Fuel type – Octane | Premium unleaded – 91 |
| Fuel tank | 36 L/9.5 US gal |
| Oil tank capacity | 3.4 L/3.6 qt |

POWERTRAIN

| | |
|----------------------|-----------------------|
| Drive clutch | pDrive™ with clickers |
| Driven clutch | QRS Vent Plus |
| Drive sprocket pitch | 89 mm/3.5 in. |

DRY WEIGHT

| | |
|------------|---|
| Dry weight | 207 kg/458 lb [154 in.] 210 kg/463 lb [165 in.] 214 kg/470 lb [175 in.] |
|------------|---|

DIMENSIONS

| | |
|-------------------------------------|---|
| Overall vehicle length | 3,188 mm/125.5 in. [154 in.] 3,299 mm/129.9 in. [165 in.] |
| Overall vehicle width | 1,080 to 1,110 mm/42.5 to 43.7 in. |
| Overall vehicle height | 1,395 mm/54.9 in. |
| Ski stance | 910 or 950 mm/35.8 or 37.4 in. |
| Track (Length x Width x Profile) | PowderMax® Light with FlexEdge™: 154 x 16 x 2.5 in. 154 x 16 x 3.0 in. opt. 165 x 16 x 3.0 in. 175 x 15 x 3.0 in. |

COLOR

| | |
|---|--|
| <i>ULTIMATE</i> Catalyst Grey / Octane Blue | |
| <i>ULTIMATE</i> Black | |

SUSPENSION

| | |
|-------------------------|--|
| Front suspension | RAS™ 3 |
| Front shock | HPG™ |
| Front suspension travel | 215 mm/8.5 in. |
| Rear suspension | tMotion™ |
| Center shock | HPG™ |
| Rear shock | HPG™ |
| Rear suspension travel | 239 mm/9.4 in. 242 mm/9.5 in. [175 in.] |

FEATURES

| | |
|-----------------------------|---|
| Frame | REV® Gen4 |
| Bodywork | Narrow design |
| Skis | Pilot™ DS 3 |
| Seating | Deep-snow compact and lightweight |
| Handlebar | Tapered U-shaped aluminum with J-hooks/Low grab handle |
| Riser block height | 165 mm/6.5 in. |
| Starter | SHOT |
| Reverse | RER™ |
| Brake system | Brembo racing brake with stainless-steel braided brake line |
| Heated throttle lever/grips | Standard |
| Gauge type | 4.5 in. digital display |
| Windshield | Optional |
| Runner – Carbide | Square 3/8 – 4 in. |
| Bumpers (front/rear) | Std/Std |

// FEATURE HIGHLIGHTS

**1 Rotax® 850 E-TEC® engine**

Next generation of the most advanced direct-injection 2-stroke engine technology. Designed for reliability and durability with proven 4-stroke and long-lasting automotive technologies.

**2 Short tunnel**

Shorter tunnel length without snowflap for greater deep-snow capabilities with more clearance and lighter overall weight. Standard rear fender with LinQ-ready attachment points.

**3 Lightweight ski spindle**

Lightweight alloy spindle with revised geometry and new ski stopper to reduce ski drag for more predictable handling and a confidence-inspiring ride in technical sidehills and rough terrain.



SUMMIT® EDGE®
165 850 E-TEC® SHOWN

**4 High-quality HPG shock package**

Extremely capable high-pressure gas shocks by KYB.

**5 tMotion™ rear suspension**

A swiveling rear arm and split front arm allow the skid to flex laterally for more predictable carving. More rising-rate motion ratio adds capacity and comfort.

**6 E-TEC® SHOT™ starter**

Push-button starting with almost no added weight. Uses energy stored in the lightweight ultracapacitor to turn the magneto and with E-TEC® technology, starts the engine.

SUMMIT® SP®

STARTING AT \$11,499

An excellent deep-snow machine for any rider.



SUMMIT® SP®
165 850 E-TEC® SHOWN

// PACKAGE HIGHLIGHTS

- Rotax® 850 E-TEC® and 600R E-TEC® engines
- High-quality HPG shock package
- RAS™ 3 front suspension with lightweight ski spindle and revised ski stopper
- tMotion™ rear suspension with ice scratchers
- E-TEC® SHOT™ starter available
- Deep-snow running boards with large openings
- Glove box with 4 L/1 gal of storage
- Low handlebar strap
- NEW standard with two sets of LinQ attachment points
- 4.5 in. digital display
- Smaller-diameter handlebar ends and handgrips
- DS 3 skis
- Belt monitoring system (850 E-TEC only)

ROTAX® ENGINE

| | 850 E-TEC® | 600R E-TEC® |
|--------------------------|---|-----------------------------------|
| Engine details | Liquid-cooled, two-stroke, eRAVE™ | Liquid-cooled, two-stroke, eRAVE™ |
| Horsepower | 165 | 125 |
| Cylinders – Displacement | 2 – 849 cc | 2 – 599.4 cc |
| Bore – Stroke | 82 mm – 80.4 mm | 72.3 mm – 73 mm |
| Carburation | E-TEC® direct injection with additional booster injectors | E-TEC® direct injection |
| Fuel type – Octane | Premium unleaded – 91 | Premium unleaded – 91 |
| Fuel tank | 36 L/9.5 US gal | 36 L/9.5 US gal |
| Oil tank capacity | 3.4 L/3.6 qt | 3.4 L/3.6 qt |

POWERTRAIN

| | | |
|----------------------|---|---|
| Drive clutch | pDrive™ with clickers | pDrive™ with clickers |
| Driven clutch | QRS Vent Plus | QRS Vent |
| Drive sprocket pitch | 73 mm/2.86 in. (146 in.) 89 mm/3.5 in. (154 – 165 in.) | 73 mm/2.86 in. (146 in.) 89 mm/3.5 in. (154 in.) |

DRY WEIGHT

| | | |
|------------|---|--|
| Dry weight | 208 kg/459 lb (146 in.) 206 kg/454 lb (154 in.) 209 kg/460 lb (165 in.) | 204 kg/449 lb (146 in.) 202 kg/445 lb (154 in.) |
|------------|---|--|

DIMENSIONS

| | |
|-------------------------------------|---|
| Overall vehicle length | 3,208 mm/122.4 in. (146 in.) 3,318 mm/130.6 in. (154 in.) 3,451 mm/135.9 in. (165 in.) (850 E-TEC® only) |
| Overall vehicle width | 1,080 to 1,110 mm/42.5 to 43.7 in. |
| Overall vehicle height | 1,395 mm/54.9 in. |
| Ski stance | 910 or 950 mm/35.8 or 37.4 in. |
| Track (Length x Width x Profile) | PowderMax® II with FlexEdge™: 146 x 16 x 2.5 in. PowderMax® Light with FlexEdge™: 154 x 16 x 2.5 in. 154 x 16 x 3.0 in. opt. 165 x 16 x 2.5 in. 165 x 16 x 3.0 in. opt. |

COLOR

| | |
|----------------------|--|
| Black / Orange Crush | |
| Black | |


SUSPENSION

| | |
|-------------------------|----------------|
| Front suspension | RAS™ 3 |
| Front shock | HPG™ |
| Front suspension travel | 215 mm/8.5 in. |
| Rear suspension | tMotion™ |
| Center shock | HPG™ |
| Rear shock | HPG™ |
| Rear suspension travel | 239 mm/9.4 in. |

FEATURES

| | |
|-----------------------------|---|
| Frame | REV® Gen4 |
| Bodywork | Narrow design |
| Skis | Pilot™ DS 3 |
| Seating | Deep-snow |
| Handlebar | Tapered U-shaped aluminum with J-hooks/Low grab handle |
| Riser block height | 165 mm/6.5 in. |
| Starter | Electric, SHOT (opt.), Manual (opt. select models) |
| Reverse | RER™ |
| Brake system | Brembo racing brake with stainless-steel braided brake line |
| Heated throttle lever/grips | Standard |
| Gauge type | 4.5 in. digital display |
| Windshield | Optional |
| Runner – Carbide | Square 3/8 – 4 in. |
| Bumpers (front/rear) | Std/Std |

// FEATURE HIGHLIGHTS

**1 Rotax® 850 E-TEC® and 600R E-TEC® engines**

Incredible power and unmatched dynamic response with exclusive E-TEC® direct-injection technology. Plasma-coated, mono-block cylinders are used for exceptional durability, while the precision of E-TEC® injection means you get excellent fuel and oil economy.

**2 RAS™ 3 front suspension**

Stable and precise front suspension design and geometry, optimized for the REV Gen4 platform.

**3 Lightweight ski spindle**

Lightweight alloy spindle with revised geometry and new ski stopper to reduce ski drag for more predictable handling and a confidence-inspiring ride in technical sidehills and rough terrain.



SUMMIT® SP®
165 850 E-TEC® SHOWN

**4 High-quality HPG shock package**

Extremely capable high-pressure gas shocks by KYB.

**5 tMotion™ rear suspension**

A swiveling rear arm and split front arm allow the skid to flex laterally for more predictable carving. More rising-rate motion ratio adds capacity and comfort.

**6 E-TEC® SHOT™ starter**

Push-button starting with almost no added weight. Uses energy stored in the lightweight ultracapacitor to turn the magneto and with E-TEC® technology, starts the engine.

FREERIDE™

Live large, live free
and go big.

STARTING AT \$15,349



FREERIDE®
165 850 E-TEC® TURBO SHOWN

// PACKAGE HIGHLIGHTS

- Rotax® 850 E-TEC® or 850 E-TEC Turbo engines available
- High-performance KYB PRO shock package with lightweight springs
- Short tunnel with lightweight snowflap
- RAS™ 3 front suspension with lightweight ski spindle and revised ski stopper
- tMotion™ rear suspension with reinforced rails and ice scratchers
- E-TEC® SHOT™ starter standard
- Full-length extruded-profile running boards with large openings
- One-piece lightweight hood on all configurations
- Sway bar quick-disconnect
- Low handlebar strap
- NEW standard with two sets of LinQ attachment points
- Sea-level calibration available on select configurations
- 4.5 in. digital display
- Smaller-diameter handlebar ends and handgrips
- Compact and lightweight deep-snow seat
- DS 3 skis
- Belt monitoring system

ROTAX® ENGINE

| | 850 E-TEC® TURBO | 850 E-TEC® |
|--------------------------|---|---|
| Engine details | Liquid-cooled, two-stroke, turbocharged, eRAVE™ | Liquid-cooled, two-stroke, eRAVE™ |
| Horsepower | 165 up to 8,000 ft. | 165 |
| Cylinders – Displacement | 2 – 849 cc | 2 – 849 cc |
| Bore – Stroke | 82 mm – 80.4 mm | 72.3 mm – 73 mm |
| Carburation | E-TEC® direct injection with additional booster injectors | E-TEC® direct injection with additional booster injectors |
| Fuel type – Octane | Premium unleaded – 91 | Premium unleaded – 91 |
| Fuel tank | 36 L/9.5 US gal | 36 L/9.5 US gal |
| Oil tank capacity | 3.4 L/3.6 qt | 3.4 L/3.6 qt |

POWERTRAIN

| | | |
|----------------------|-----------------------|---|
| Drive clutch | pDrive™ with clickers | pDrive™ with clickers |
| Driven clutch | QRS Vent Plus | QRS Vent Plus |
| Drive sprocket pitch | 89 mm/3.5 in. | 73 mm/2.86 in. [146 in.] 89 mm/3.5 in. [154 – 165 in.] |

DRY WEIGHT

| | | |
|------------|--|--|
| Dry weight | 214 kg/471 lb [154 po] 206 kg/454 lb [165 po] | 206 kg/453 lb [146 po] 205 kg/450 lb [154 po] 206 kg/453 lb [165 po] |
|------------|--|--|

DIMENSIONS

| | |
|-------------------------------------|--|
| Overall vehicle length | 3,058 mm/120.4 in. [146 in.] 3,188 mm/125.5 in. [154 in.] 3,299 mm/129.9 in. [165 in.] |
| Overall vehicle width | 1,080 to 1,110 mm/42.5 to 43.7 in. |
| Overall vehicle height | 1,395 mm/54.9 in. |
| Ski stance | 910 or 950 mm/35.8 or 37.4 in. |
| Track (Length x Width x Profile) | PowderMax' II with FlexEdge™: 146 x 16 x 2.5 in. PowderMax' Light with FlexEdge™: 154 x 16 x 2.5 in. 154 x 16 x 3.0 in. opt. 165 x 16 x 2.5 in. sea-level opt. only 165 x 16 x 3.0 in. |

COLOR

| | |
|---------------|--|
| Arctic Desert | |
|---------------|--|

SUSPENSION

| | |
|-------------------------|---------------------------|
| Front suspension | RAS™ 3 |
| Front shock | KYB® PRO 36 R Easy-Adjust |
| Front suspension travel | 215 mm/8.5 in. |
| Rear suspension | tMotion™ |
| Center shock | KYB® PRO 40 Easy-Adjust |
| Rear shock | KYB® PRO 40 Easy-Adjust |
| Rear suspension travel | 239 mm/9.4 in. |

FEATURES

| | |
|-----------------------------|---|
| Frame | REV® Gen4 |
| Bodywork | Narrow design |
| Skis | Pilot™ DS 3 |
| Seating | Deep-snow compact and lightweight |
| Handlebar | Tapered U-shaped aluminum with J-hooks/Low grab handle |
| Riser block height | 165 mm/6.5 in. |
| Starter | 850 E-TEC: SHOT, Electric (opt. Select models) 850 E-TEC Turbo: SHOT |
| Reverse | RER™ |
| Brake system | Brembo racing brake with stainless-steel braided brake line |
| Heated throttle lever/grips | Standard |
| Gauge type | 4.5 in. digital display |
| Windshield | Optional |
| Runner – Carbide | Square 3/8 – 4 in. |
| Bumpers (front/rear) | Std/Std |

// FEATURE HIGHLIGHTS

**1 Rotax 850 E-TEC® Turbo engine**

The first-ever factory-built 2-stroke turbocharged engine in any industry. It boasts instant response and a full 165 HP up to 8,000 ft of elevation. Sophisticated design integrates flawlessly with the REV Gen4 platform for maximum agility. Factory installation ensures peace of mind.

**2 Short tunnel**

Shorter tunnel length without snowflap for greater deep-snow capabilities with more clearance and lighter overall weight. Standard rear fender with LinQ-ready attachment points.

**3 tMotion™ rear suspension with reinforced rails**

A swiveling rear arm and split front arm allow the skid to flex laterally for more predictable carving. More rising-rate motion ratio adds capacity and comfort. Reinforcement ensures strength on hard landings.



SUMMIT® SP®
165 850 E-TEC® SHOWN

**4 High-performance KYB PRO shock package (with lightweight springs)**

Lightweight, extreme-capability, extreme-durability shocks for control in the toughest conditions. Easy adjust-equipped for dialed-in compression.

**5 Lightweight features**

Weight savings from the one-piece lightweight hood, ski spindle, stopper, springs, seat and more make technical maneuvers easier than ever.

**6 E-TEC® SHOT™ starter**

Push-button starting with almost no added weight. Uses energy stored in the lightweight ultracapacitor to turn the magneto and with E-TEC® technology, starts the engine.

BACKCOUNTRY™ X-RS®

STARTING AT \$14,999

The most aggressive crossover vehicle with snocross attitude and go-anywhere capability.



BACKCOUNTRY™ X-RS®
154 850 E-TEC® SHOWN

// WHAT'S NEW

- Two *ULTIMATE* color options with panel wrap: supreme look and finish, maximum protection
- Standard with two sets of LinQ attachment points

// PACKAGE HIGHLIGHTS

- Rotax® 850 E-TEC® engine
- High-performance KYB PRO shock package
- 7.8 in. wide LCD display with BRP Connect available
- RAS™ 3 front suspension
- cMotion™ rear suspension
- E-TEC® SHOT™ starter available
- RS running boards
- Glove box with 4 L/1 gal of storage
- Backlit multifunction handlebar controls
- pDrive™ clutch with clickers
- Transparent handguards
- Open toe-hold
- DS 2 skis
- Adjustable ski stance
- Belt monitoring system

ROTAX® ENGINE

850 E-TEC®

| | |
|--------------------------|---|
| Engine details | Liquid-cooled, two-stroke, eRAVE™ |
| Horsepower | 165 |
| Cylinders – Displacement | 2 – 849 cc |
| Bore – Stroke | 82 mm – 80.4 mm |
| Carburation | E-TEC® direct injection with additional booster injectors |
| Fuel type – Octane | Premium unleaded – 91 |
| Fuel tank | 36 L/9.5 US gal |
| Oil tank capacity | 3.4 L/3.6 qt |

POWERTRAIN

| | |
|----------------------|-----------------------|
| Drive clutch | pDrive™ with clickers |
| Driven clutch | QRS Vent Plus |
| Drive sprocket pitch | 73 mm/2.86 in. |

DRY WEIGHT

| | |
|------------|--|
| Dry weight | 214 kg/472 lb (146 in.) 220 kg/485 lb (154 in.) |
|------------|--|

DIMENSIONS

| | |
|-------------------------------------|---|
| Overall vehicle length | 3,174 mm/125 in. (146 in.) 3,284 mm/129.3 in. (154 in.) |
| Overall vehicle width | 1,140 to 1,180 mm/44.9 to 46.5 in. |
| Overall vehicle height | 1,283 mm/50.5 in. |
| Ski stance | 975 or 1,020 mm/38.4 or 40.2 in. |
| Track (Length x Width x Profile) | Cobra: 146 x 15 x 1.6 in. Ice Cobra: 146 x 15 x 1.6 in. opt. PowderMax®: 146 x 16 x 2.0 in. opt. 154 x 16 x 2.0 in. 154 x 16 x 2.5 in. opt. |

COLOR

ULTIMATE Liquid Titanium / Carbon Black

ULTIMATE Black

SUSPENSION

| | |
|-------------------------|-------------------------------|
| Front suspension | RAS™ 3 |
| Front shock | KYB® PRO 36 R Easy-Adjust |
| Front suspension travel | 220 mm/8.7 in. |
| Rear suspension | cMotion™ |
| Center shock | KYB® PRO 40 Easy-Adjust |
| Rear shock | KYB® PRO 40 Easy-Adjust |
| Rear suspension travel | 239 mm/9.4 in. (154, 165 in.) |

FEATURES

| | |
|-----------------------------|---|
| Frame | REV® Gen4 |
| Bodywork | Narrow design |
| Skis | Pilot™ DS 2 |
| Seating | Trail performance |
| Handlebar | U-shaped aluminum with J-hooks/ Transparent handguards |
| Riser block height | 120 mm/4.7 in. |
| Starter | Electric, SHOT (opt. select configurations) |
| Reverse | RER™ |
| Brake system | Brembo racing brake with stainless-steel braided brake line |
| Heated throttle lever/grips | Standard |
| Gauge type | 7.2 in. wide digital display 7.8 in. wide LCD color display (opt.) |
| Windshield | Optional |
| Runner – Carbide | Round 7/16 – 4 in. |
| Bumpers (front/rear) | Std/Std |

// FEATURE HIGHLIGHTS

**1 Rotax® 850 E-TEC® engine**

Next generation of the most advanced direct-injection 2-stroke engine technology. Designed for reliability and durability with proven 4-stroke and long-lasting automotive technologies.

**2 High-performance KYB PRO shock package**

Extreme-capability, extreme-durability shocks for control in the toughest conditions. Easy adjust-equipped for dialed-in compression and rebound.

**3 cMotion™ 146 or 154 rear suspension**

Crossover-specific suspension uses best principles of the rMotion™ trail and tMotion™ mountain skids for confident cornering and agile boondocking.



BACKCOUNTRY™ X-RS®
146 850 E-TEC® SHOWN

**4 Large panoramic 7.8 in. wide LCD color display available**

Wide-screen full-color display lets riders truly customize their ride from behind the bars. Choose your preferred sled info, and see app integrated-information in a split-screen format with GPS, Bluetooth music, helmet-to-helmet communication and more.

**5 RS running boards**

Designed for aggressive stand-up riding, they are flatter for most of their length, wider and strong. Thicker aluminum sheet, plus front and rear reinforcements to withstand tough landings.

**6 E-TEC® SHOT™ starter**

Push-button starting with almost no added weight. Uses energy stored in the lightweight ultracapacitor to turn the magneto and with E-TEC® technology, starts the engine.

BACKCOUNTRY™ X®

STARTING AT \$13,899

A 50-50 sled with the most advanced technology, plus off-trail capability and rough-trail performance.



BACKCOUNTRY™ X®
146 850 E-TEC® SHOWN

// PACKAGE HIGHLIGHTS

- Rotax® 850 E-TEC® engine
- High-performance shock package
- 7.8 in. wide LCD display with BRP Connect available
- RAS™ 3 front suspension
- cMotion™ rear suspension
- E-TEC® SHOT™ starter available
- Improved deep-snow running boards with large openings
- Glove box with 4 L/1 gal of storage
- Low windshield
- Backlit multifunction handlebar controls
- pDrive™ clutch with clickers
- Transparent handguards
- Open toe-hold
- NEW standard with two sets of LinQ attachment points
- DS 2 skis
- Adjustable ski stance
- Belt monitoring system

ROTAX® ENGINE

| | 850 E-TEC® |
|--------------------------|---|
| Engine details | Liquid-cooled, two-stroke, eRAVE™ |
| Horsepower | 165 |
| Cylinders – Displacement | 2 – 849 cc |
| Bore – Stroke | 82 mm – 80.4 mm |
| Carburation | E-TEC® direct injection with additional booster injectors |
| Fuel type – Octane | Premium unleaded – 91 |
| Fuel tank | 36 L/9.5 US gal |
| Oil tank capacity | 3.4 L/3.6 qt |

POWERTRAIN

| | |
|----------------------|-----------------------|
| Drive clutch | pDrive™ with clickers |
| Driven clutch | QRS Vent Plus |
| Drive sprocket pitch | 73 mm/2.86 in. |

DRY WEIGHT

| | |
|------------|---------------|
| Dry weight | 209 kg/462 lb |
|------------|---------------|

DIMENSIONS

| | |
|----------------------------|---|
| Overall vehicle length | 3,174 mm/125 in. |
| Overall vehicle width | 1,140 to 1,180 mm/44.9 to 46.5 in. |
| Overall vehicle height | 1,283 mm/50.5 in. |
| Ski stance | 975 or 1,020 mm/38.4 or 40.2 in. |
| Track | Cobra: 146 x 15 x 1.6 in. |
| (Length x Width x Profile) | Ice Cobra: 146 x 15 x 1.6 in. opt. PowderMax!: 146 x 16 x 2.0 in. opt. |

COLOR

| | |
|----------------------------------|--|
| Scandinavian Blue / Orange Crush | |
| Black | |

SUSPENSION

| | |
|-------------------------|-------------------------|
| Front suspension | RAS™ 3 |
| Front shock | HPG™ Plus |
| Front suspension travel | 220 mm/8.7 in. |
| Rear suspension | cMotion™ |
| Center shock | HPG™ Plus |
| Rear shock | KYB® PRO 36 Easy-Adjust |
| Rear suspension travel | 239 mm/9.4 in. |

FEATURES

| | |
|-----------------------------|---|
| Frame | REV® Gen4 |
| Bodywork | Narrow design |
| Skis | Pilot™ DS 2 |
| Seating | Trail performance |
| Handlebar | U-shaped aluminum with J-hooks/ Transparent handguards |
| Riser block height | 120 mm/4.7 in. |
| Starter | Electric, SHOT (opt. select configurations) |
| Reverse | RER™ |
| Brake system | Brembo racing brake with stainless-steel braided brake line |
| Heated throttle lever/grips | Standard |
| Gauge type | 7.2 in. wide digital display 7.8 in. wide LCD color display (opt.) |
| Windshield | 360 mm/14 in. |
| Runner – Carbide | Square 3/8 in. – 4 in. |
| Bumpers (front/rear) | Std/Std |

// FEATURE HIGHLIGHTS

**1 Rotax® 850 E-TEC® engine**

Next generation of the most advanced direct-injection 2-stroke engine technology. Designed for reliability and durability with proven 4-stroke and long-lasting automotive technologies.

**2 Premium shock package**

HPG Plus front and center shocks. KYB PRO 36 EA rear shock featuring compression adjustment with easy-adjust knob. All four shocks are aluminum and rebuildable/revalvable.

**3 cMotion™ rear suspension**

Crossover-specific suspension uses best principles of the rMotion™ trail and tMotion™ mountain skids for confident cornering and agile boondocking.



BACKCOUNTRY™ X®
146 850 E-TEC® SHOWN

**4 Large panoramic 7.8 in. wide LCD color display available**

Wide-screen full-color display lets riders truly customize their ride from behind the bars. Choose your preferred sled info, and see app integrated-information in a split-screen format with GPS, Bluetooth music, helmet-to-helmet communication and more.

**5 Pilot™ DS2 skis**

Single keel with excellent sidehilling bite, thanks to thin outer edges. Narrow and thin, yet stiff. Shorter behind the spindle with flat tail for easier counter-steering and sidehilling.

**6 E-TEC® SHOT™ starter**

Push-button starting with almost no added weight. Uses energy stored in the lightweight ultracapacitor to turn the magneto and with E-TEC® technology, starts the engine.

BACKCOUNTRY™

STARTING AT \$12,099

Loaded with crossover-specific features for spending equal time riding on- or off-trail.



**BACKCOUNTRY™
146 850 E-TEC® SHOWN**

// PACKAGE HIGHLIGHTS

- Rotax® 850 E-TEC® and 600R E-TEC engines available
- High-quality HPG shock package
- 4.5 in. digital display
- RAS™ 3 front suspension
- cMotion™ rear suspension
- Electric starter
- Improved deep-snow running boards with large openings
- Glove box with 4 L/1 gal of storage
- Low windshield with deflectors
- pDrive™ clutch with clickers
- Transparent handguards
- Open toe-hold
- NEW standard with two sets of LinQ attachment points
- DS 2 skis
- Adjustable ski stance
- Belt monitoring system (850 E-TEC only)

ROTAX® ENGINE

| | 850 E-TEC® | 600R E-TEC® |
|--------------------------|---|-----------------------------------|
| Engine details | Liquid-cooled, two-stroke, eRAVE™ | Liquid-cooled, two-stroke, eRAVE™ |
| Horsepower | 165 | 125 |
| Cylinders – Displacement | 2 – 849 cc | 2 – 599.4 cc |
| Bore – Stroke | 82 mm – 80.4 mm | 72.3 mm – 73 mm |
| Carburation | E-TEC® direct injection with additional booster injectors | E-TEC® direct injection |
| Fuel type – Octane | Premium unleaded – 91 | Premium unleaded – 91 |
| Fuel tank | 36 L/9.5 US gal | 36 L/9.5 US gal |
| Oil tank capacity | 3.4 L/3.6 qt | 3.4 L/3.6 qt |

POWERTRAIN

| | | |
|----------------------|-----------------------|-----------------------|
| Drive clutch | pDrive™ with clickers | pDrive™ with clickers |
| Driven clutch | QRS Vent Plus | QRS Vent |
| Drive sprocket pitch | 73 mm/2.86 in. | 73 mm/2.86 in. |

DRY WEIGHT

| | | |
|------------|---------------|---------------|
| Dry weight | 219 kg/483 lb | 212 kg/466 lb |
|------------|---------------|---------------|

DIMENSIONS

| | |
|----------------------------|------------------------------------|
| Overall vehicle length | 3,174 mm/125 in. |
| Overall vehicle width | 1,140 to 1,180 mm/44.9 to 46.5 in. |
| Overall vehicle height | 1,283 mm/50.5 in. |
| Ski stance | 975 or 1,020 mm/38.4 or 40.2 in. |
| Track | Cobra: |
| [Length x Width x Profile] | 146 x 15 x 1.6 in. |

COLOR

| | |
|-----------------------------|--|
| Catalyst Grey / Octane Blue | |
| Black | |


SUSPENSION

| | |
|-------------------------|----------------|
| Front suspension | RAS™ 3 |
| Front shock | HPG™ Plus |
| Front suspension travel | 220 mm/8.7 in. |
| Rear suspension | cMotion™ |
| Center shock | HPG™ |
| Rear shock | HPG™ |
| Rear suspension travel | 239 mm/9.4 in. |

FEATURES

| | |
|-----------------------------|---|
| Frame | REV® Gen4 |
| Bodywork | Narrow design |
| Skis | Pilot™ DS 2 |
| Seating | Trail performance |
| Handlebar | U-shaped aluminum with J-hooks/ Transparent handguards |
| Riser block height | 120 mm/4.7 in. |
| Starter | Electric |
| Reverse | RER™ |
| Brake system | Brembo brake with stainless-steel braided brake line |
| Heated throttle lever/grips | Standard |
| Gauge type | 4.5 in. digital display |
| Windshield | 360 mm/14 in. |
| Runner – Carbide | Square 3/8 – 4 in. |
| Bumpers (front/rear) | Std/Std |

// FEATURE HIGHLIGHTS

**1 Rotax® 850 E-TEC® and 600R E-TEC® engines**

Incredible power and unmatched dynamic response with exclusive E-TEC® direct-injection technology. Plasma-coated, mono-block cylinders are used for exceptional durability, while the precision of E-TEC® injection means you get excellent fuel and oil economy.

**2 High-quality HP6 shock package**

Extremely capable high-pressure gas shocks by KYB.

**3 cMotion™ rear suspension**

Crossover-specific suspension uses best principles of the rMotion™ trail and tMotion™ mountain skids for confident cornering and agile boondocking.



BACKCOUNTRY™
146 850 E-TEC® SHOWN

**4 Deep-snow running boards**

Massive, strategically shaped openings keep the boards clear. A tall extruded edge adds stiffness and has aggressive boot grips.

**5 Pilot™ DS2 skis**

Single keel with excellent sidehilling bite, thanks to thin outer edges. Narrow and thin, yet stiff. Shorter behind the spindle with flat tail for easier counter-steering and sidehilling.

**6 pDrive™ clutch with clickers**

Clicker ramps allow easy adjustment for top RPM. Ultra-responsive shifting, impressive RMP consistency, lightweight and maintenance-free.

BACKCOUNTRY™ SPORT

STARTING AT \$9,049

For the value-oriented 50-50 rider wanting an advanced platform and modern engine technology.



BACKCOUNTRY™ SPORT
146 600 EFI SHOWN

// PACKAGE HIGHLIGHTS

- Rotax® 600 EFI engine
- 4.5 in. digital display
- RAS™ 3 front suspension
- cMotion™ rear suspension
- Electric starter
- Improved deep-snow running boards with large openings
- Glove box with 4 L/1 gal of storage
- Low windshield
- pDrive™ clutch
- Brembo brake with braided stainless-steel brake line
- NEW standard with two sets of LinQ attachment points
- DS 2 skis
- Adjustable ski stance

ROTAX® ENGINE

600 EFI

| | |
|--------------------------|---------------------------|
| Engine details | Liquid-cooled, two-stroke |
| Horsepower | 85 |
| Cylinders – Displacement | 2 – 599.4 cc |
| Bore – Stroke | 72.3 mm – 73 mm |
| Carburation | EFI |
| Fuel type – Octane | Regular unleaded – 87 |
| Fuel tank | 36 L/9.5 US gal |
| Oil tank capacity | 3.4 L/3.6 qt |

POWERTRAIN

| | |
|----------------------|----------------|
| Drive clutch | pDrive™ |
| Driven clutch | QRS |
| Drive sprocket pitch | 73 mm/2.86 in. |

DRY WEIGHT

| | |
|------------|---------------|
| Dry weight | 202 kg/446 lb |
|------------|---------------|

DIMENSIONS

| | |
|----------------------------|------------------------------------|
| Overall vehicle length | 3,174 mm/125 in. |
| Overall vehicle width | 1,140 to 1,180 mm/44.9 to 46.5 in. |
| Overall vehicle height | 1,283 mm/50.5 in. |
| Ski stance | 975 or 1,020 mm/38.4 or 40.2 in. |
| Track | Cobra: |
| (Length x Width x Profile) | 146 x 15 x 1.35 in. |
| | PowderMax®: |
| | 146 x 16 x 2.0 in. opt. |

COLOR

Catalyst Grey / Black

SUSPENSION

| | |
|-------------------------|----------------|
| Front suspension | RAS™ 3 |
| Front shock | Motion Control |
| Front suspension travel | 220 mm/8.7 in. |
| Rear suspension | cMotion™ |
| Center shock | Motion Control |
| Rear shock | HPG™ |
| Rear suspension travel | 239 mm/9.4 in. |

FEATURES

| | |
|-----------------------------|--|
| Frame | REV® Gen4 |
| Bodywork | Narrow design |
| Skis | Pilot™ DS 2 |
| Seating | Trail compact |
| Handlebar | U-shaped aluminum with J-hooks |
| Riser block height | 120 mm/4.7 in. |
| Starter | Electric |
| Reverse | RER™ |
| Brake system | Brembo brake with stainless-steel braided brake line |
| Heated throttle lever/grips | Standard |
| Gauge type | 4.5 in. digital display |
| Windshield | 360 mm/14 in. |
| Runner – Carbide | Square 3/8 in. – 4 in. |
| Bumpers (front/rear) | Std/Std |

// FEATURE HIGHLIGHTS

**1 Rotax® 600 EFI engine**

600cc-class fuel-injected engine delivering 85 horsepower and outstanding economy at an incredible value. Design based on the 600R E-TEC with proven reliability and ease of ownership at its core with an outsized fun factor.

**3 cMotion™ rear suspension**

Crossover-specific suspension uses best principles of the rMotion™ trail and tMotion™ mountain skids for confident cornering and agile boondocking.



BACKCOUNTRY™ SPORT
146 600 EFI SHOWN

**4 RAS™ 3 front suspension**

Similar geometry and steering to the RAS 3 mountain front end for capability and light steering feel on- and off-trail. Optimized for crossover usage, two ski stance positions dial in handling: 40.2 in. (102 cm) or 38.4 in. (97.5 cm).

**5 Pilot™ DS2 skis**

Single keel with excellent sidehilling bite, thanks to thin outer edges. Narrow and thin, yet stiff. Shorter behind the spindle with flat tail for easier counter-steering and sidehilling.

**6 Ergo-step side panels**

Design offers natural progression to three natural positions for different cornering styles, including a new, extreme-forward position.

MACH Z™

STARTING AT \$19,599

The return of a legend.
For one year only.



// WHAT'S NEW

- Rotax® 900 ACE™ Turbo R with cable throttle housing and launch control
- Smart-Shox semi-active suspension with high-performance KYB PRO shock package
- Lowered RAS™ X front suspension
- Lowered rMotion™ X rear suspension
- Rack steering system
- Exclusive coloration, dark smoke windshield and handguards and reflective decals.
- Standard with two sets of LinQ attachment points
- Two-ply Ripsaw II Track

// PACKAGE HIGHLIGHTS

- 7.8 in. wide LCD display with BRP Connect standard
- Electric starter
- RS running boards
- Low windshield with deflectors
- Forward adjustable riser
- Transparent handguards
- Pilot X skis
- Backlit multifunction handlebar controls

ROTAX® ENGINE

| | 900 ACE™ TURBO R |
|--------------------------|---|
| Engine details | Liquid-cooled, four-stroke D.O.H.C., dry sump, turbocharged |
| Horsepower | 180 |
| Cylinders – Displacement | 3 – 899 cc |
| Bore – Stroke | 73 mm – 69.7 mm |
| Carburation | EFI |
| Fuel type – Octane | Premium unleaded – 91 |
| Fuel tank | 36 L/9.5 US gal |
| Oil tank capacity | 3.3 L/3.5 qt |

POWERTRAIN

| | |
|----------------------|----------------|
| Drive clutch | pDrive™ |
| Driven clutch | QRS Vent |
| Drive sprocket pitch | 73 mm/2.86 in. |

DRY WEIGHT

| | |
|------------|---------------|
| Dry weight | 249 kg/548 lb |
|------------|---------------|

DIMENSIONS

| | |
|----------------------------|---|
| Overall vehicle length | 3,038 mm/119.6 in. |
| Overall vehicle width | 1,209 – 1,232 – 1,255 mm/47.6 – 48.5 – 49.4 in. |
| Overall vehicle height | 1,267 mm/49.9 in. |
| Ski stance | 1,069 – 1,092 – 1,115 mm/42.1 – 43 – 43.9 in. |
| Track | 2-Ply Ripsaw II: |
| (Length x Width x Profile) | 137 x 15 x 1.25 in. |

COLOR

Carbon Black / Liquid Titanium



SUSPENSION

| | |
|-------------------------|---------------------|
| Front suspension | RAS™ X |
| Front shock | KYB® PRO Smart-Shox |
| Front suspension travel | 235 mm/9.3 in. |
| Rear suspension | rMotion™ X |
| Center shock | KYB® PRO 40 |
| Rear shock | KYB® PRO Smart-Shox |
| Rear suspension travel | 292 mm/11.5 in. |

FEATURES

| | |
|-----------------------------|--|
| Frame | REV® Gen4 |
| Bodywork | Wide design |
| Skis | Pilot™ X |
| Seating | Trail with storage |
| Handlebar | U-shaped aluminum with J-hooks/ Dark smoke handguards |
| Riser block height | Adjustable-120 mm/4.7 in. |
| Starter | Electric |
| Reverse | Electro-mechanic |
| Brake system | Brembo racing brake with stainless-steel braided brake line |
| Heated throttle lever/grips | Standard |
| Gauge type | 7.8 in. wide LCD color display |
| Windshield | 360 mm/14 in. |
| Runner – Carbide | Round 7/16 – 4 in. |
| Bumpers (front/rear) | Std/Std |

// FEATURE HIGHLIGHTS

**1 Rotax® 900 ACE™ Turbo R with cable throttle housing and Launch Control**

Now the most powerful engine ever offered in a Ski-Doo. Ferocious instant acceleration and top speed through bigger fuel injectors, increased boost and optimized intake and exhaust systems. The new cable-activated iTC throttle better matches a performance rider's profile while offering four driving modes including exclusive Launch Control.

**2 Smart-Shox**

An industry-first, Smart-Shox semi-active suspension instantly reads terrain and rider input to automatically dial in your suspension to give you the optimal ride in any conditions.

**3 Lowered suspension**

1.5 in. lower ride height for improved aerodynamics, lower center of gravity, more traction due to a better attack angle of the track and an aggressive look.



MACH Z™ 900 ACE™
TURBO R SHOWN

**4 Large panoramic 7.8 in. wide LCD color display**

Wide-screen full-color display lets riders truly customize their ride from behind the bars. Choose your preferred sled info, and see app integrated-information in a split-screen format with GPS, Bluetooth music, helmet-to-helmet communication and more.

5 Two-ply Ripsaw II racing track

Two-ply for extra durability. Excellent traction in all conditions. Pre-marked for studding.

6 Rack steering system

Derived from the MXZx race sled, further increases steering precision and straight tracking for a nimble and predictable ride in extreme bumps.

RENEGADE® X-RS® WITH COMPETITION PACKAGE

STARTING AT \$13,799

Powerful, lightweight and highly capable race-ready features.



// WHAT'S NEW

- Rotax® 600R E-TEC® engine
- Racing KYB® PRO 40 shock package
- Two-ply Ripsaw II Track
- Low profile 90mm riser bloc
- Standard with 2 sets of LinQ attachment points

// PACKAGE HIGHLIGHTS

- 7.2 in. digital display
- RAS™ X front suspension
- rMotion™ X rear suspension
- Manual starter
- RS running boards
- pDrive™ clutch
- Low windshield with deflectors
- Forward steering post position
- Transparent handguards
- Reinforced rails
- Open toe-hold
- Pilot X skis
- Backlit multifunction handlebar controls

ROTAX® ENGINE

| | 600R E-TEC® |
|--------------------------|-----------------------------------|
| Engine details | Liquid-cooled, two-stroke, eRAVE™ |
| Horsepower | 125 |
| Cylinders – Displacement | 2 – 599.4 cc |
| Bore – Stroke | 72.3 mm – 73 mm |
| Carburation | E-TEC® direct injection |
| Fuel type – Octane | Premium unleaded – 91 |
| Fuel tank | 36 L/9.5 US gal |
| Oil tank capacity | 3.4 L/3.6 qt |

POWERTRAIN

| | |
|----------------------|-----------------------|
| Drive clutch | pDrive™ with clickers |
| Driven clutch | QRS |
| Drive sprocket pitch | 73 mm/2.86 in. |

DRY WEIGHT

| | |
|------------|---------------|
| Dry weight | 213 kg/468 lb |
|------------|---------------|

DIMENSIONS

| | |
|----------------------------|---|
| Overall vehicle length | 3,038 mm/119.6 in. |
| Overall vehicle width | 1,209 – 1,232 – 1,255 mm/47.6 – 48.5 – 49.4 in. |
| Overall vehicle height | 1,267 mm/49.9 in. |
| Ski stance | 1,069 – 1,092 – 1,115 mm/42.1 – 43 – 43.9 in. |
| Track | 2-Ply Ripsaw II: |
| (Length x Width x Profile) | 137 x 15 x 1.25 in. |

COLOR

| | |
|-------|--|
| Black | |
|-------|--|

SUSPENSION

| | |
|-------------------------|---|
| Front suspension | RAS™ X |
| Front shock | KYB PRO 40 R Easy-Adjust |
| Front suspension travel | 265 mm/10.4 in. |
| Rear suspension | rMotion™ X |
| Center shock | KYB® PRO 40 Easy-Adjust (double-rate springs) |
| Rear shock | KYB® 40 Easy-Adjust |
| Rear suspension travel | 292 mm/11.5 in. |

FEATURES

| | |
|-----------------------------|---|
| Frame | REV® Gen4 |
| Bodywork | Narrow design |
| Skis | Pilot™ X |
| Seating | Trail performance |
| Handlebar | U-shaped aluminum with J-hooks/ Transparent handguards |
| Riser block height | 90 mm/3.5 in. |
| Starter | Manual |
| Reverse | RER™ |
| Brake system | Brembo racing brake with stainless- steel braided brake line |
| Heated throttle lever/grips | Standard |
| Gauge type | 7.2 in. wide digital display |
| Windshield | 360 mm/14 in. |
| Runner – Carbide | Round 1/2 – 4 in. |
| Bumpers (front/rear) | Std/Std |

// FEATURE HIGHLIGHTS

**1 Rotax® 600R E-TEC® engine**

The Rotax 600R E-TEC® engine with second-generation E-TEC® technology offers immediate throttle response, crisp acceleration while continuing to set the bar for reliability, and 2-stroke oil and fuel economy.

**2 Competition shock package**

The most robust shock package in the lineup for a race-ready setup.

**3 Heavy-duty reinforcement**

Competition-ready with reinforced rails and rear suspension plus heavy-duty track tensioner, acceleration link rods and arm extension.



RENEGADE® X-RS®
WITH COMPETITION PACKAGE SHOWN

**4 RS riser**

90 mm height for a more aggressive rider position.

5 Two-ply Ripsaw II racing track

Two-ply for extra durability. Excellent traction in all conditions. Pre-marked for studding.

6 Rack steering system

Derived from the MXZx race sled, further increases steering precision and straight tracking for a nimble and predictable ride in extreme bumps.

RENEGADE® X-RS®

STARTING AT \$15,149

A hard-charging, race-inspired machine with the most advanced features and technology.



RENEGADE® X-RS®
850 E-TEC® SHOWN



RENEGADE® X-RS®
900 ACE® TURBO R SHOWN

// WHAT'S NEW

- Smart-Shox semi-active suspension available
- Rotax® 900 ACE™ Turbo R with cable throttle housing and electro-mechanical reverse

// PACKAGE HIGHLIGHTS

- Rotax® 850 E-TEC® available
- High-performance KYB® PRO shock package
- 7.8 in. wide LCD display with BRP Connect available
- RAS™ X front suspension
- rMotion™ X rear suspension
- Electric starter
- RS running boards
- pDrive™ clutch
- Forward steering post position (850 E-TEC®)
- Rack steering system
- Forward adjustable riser
- Transparent handguards
- Open toe-hold
- Ski choices: Pilot™ X or Pilot™ TX (available with QAS)
- Backlit multifunction handlebar controls
- Optional adjustment package: rMotion™ X Quick Adjust™ system and Pilot™ TX skis
- NEW standard with two sets of LinQ attachment points

ROTAX® ENGINE

| | 850 E-TEC® | 900 ACE™ TURBO R |
|--------------------------|---|---|
| Engine details | Liquid-cooled, two-stroke, eRAVE™ | Liquid-cooled, four-stroke D.O.H.C., dry sump, turbocharged |
| Horsepower | 165 | 180 |
| Cylinders – Displacement | 2 – 849 cc | 3 – 899 cc |
| Bore – Stroke | 82 mm – 80.4 mm | 73 mm – 69.7 mm |
| Carburation | E-TEC® direct injection with additional booster injectors | EFI |
| Fuel type – Octane | Premium unleaded – 91 | Premium unleaded – 91 |
| Fuel tank | 36 L/9.5 US gal | 36 L/9.5 US gal |
| Oil tank capacity | 3.4 L/3.6 qt | 3.4 L/3.6 qt |

POWERTRAIN

| | | |
|----------------------|-----------------------|----------------|
| Drive clutch | pDrive™ with clickers | pDrive™ |
| Driven clutch | QRS Vent | QRS Vent |
| Drive sprocket pitch | 73 mm/2.86 in. | 73 mm/2.86 in. |

DRY WEIGHT

| | | |
|------------|---------------|---------------|
| Dry weight | 225 kg/495 lb | 241 kg/531 lb |
|------------|---------------|---------------|

DIMENSIONS

| | |
|-------------------------------------|--|
| Overall vehicle length | 3,038 mm/119.6 in. |
| Overall vehicle width | 1,209 – 1,232 – 1,255 mm/47.6 – 48.5 – 49.4 in. |
| Overall vehicle height | 1,267 mm/49.9 in. |
| Ski stance | 1,069 – 1,092 – 1,115 mm/42.1 – 43 – 43.9 in. |
| Track (Length x Width x Profile) | RipSaw®: 137 x 15 x 1.25 in. Ice Ripper XT: 137 x 15 x 1.25 in. opt. 137 x 15 x 1.5 in. opt. |

COLOR

| | |
|-------------------------|--|
| Sunburst Yellow / Black | |
| Black | |

SUSPENSION

| | |
|-------------------------|--|
| Front suspension | RAS™ X |
| Front shock | KYB® PRO 36 Easy-Adjust KYB® PRO Smart-Shox w/ opt. SAS |
| Front suspension travel | 265 mm/10.4 in. |
| Rear suspension | rMotion™ X with QAS [optional] |
| Center shock | KYB® PRO 40 Easy-Adjust |
| Rear shock | KYB® PRO 40 Easy-Adjust KYB® PRO Smart-Shox w/ opt. SAS |
| Rear suspension travel | 292 mm/11.5 in. |

FEATURES

| | |
|-----------------------------|---|
| Frame | REV® Gen4 |
| Bodywork | Narrow design [2-stroke engines] Wide design [4-stroke engines] |
| Skis | Pilot™ X Pilot™ TX [optional] |
| Seating | Trail performance [2-stroke engines] Trail with storage [4-stroke engines] |
| Handlebar | U-shaped aluminum with J-hooks/ Transparent handguards |
| Riser block height | Adjustable-120 mm/4.7 in. |
| Starter | Electric |
| Reverse | RER™ [850 E-TEC®] Mechanical [900 ACE™ Turbo R] |
| Brake system | Brembo racing brake with stainless-steel braided brake line |
| Heated throttle lever/grips | Standard |
| Gauge type | 7.2 in. wide digital display 7.8 in. wide LCD color display [opt.] |
| Windshield | Optional |
| Runner – Carbide | Round 1/2 – 4 in. |
| Bumpers [front/rear] | Std/Std |

// FEATURE HIGHLIGHTS

**1 Rotax® 850 E-TEC® and 900 ACE™ Turbo R engines**

The most powerful 2-stroke and 4-stroke options in the lineup, offering top performance for the most demanding riders.

**2 High-performance KYB PRO shock package**

Extreme-capability, extreme-durability shocks for control in the toughest conditions. Easy adjust-equipped for dialed-in compression.

**3 Smart-Shox**

An industry-first, Smart-Shox semi-active suspension instantly reads terrain and rider input to automatically dial in your suspension to give you the optimal ride in any conditions.



RENEGADE® X-RS®
850 E-TEC® SHOWN

**4 RS running boards**

Designed for aggressive stand-up riding, they are flatter for most of their length, wider and strong. Thicker aluminum sheet, plus front and rear reinforcements to withstand tough landings.

**5 Large panoramic 7.8 in. wide LCD color display available**

Wide-screen full-color display lets riders truly customize their ride from behind the bars. Choose your preferred sled info, and see app integrated-information in a split-screen format with GPS, Bluetooth music, helmet-to-helmet communication and more.

6 Rack steering system

Derived from the MXZx race sled, further increases steering precision and straight tracking for a nimble and predictable ride in extreme bumps.

RENEGADE® X®

STARTING AT \$12,699

High-performance and high-tech features for the most demanding rider.



RENEGADE® X®
850 E-TEC® SHOWN



RENEGADE® X®
900 ACE® TURBO R SHOWN

// WHAT'S NEW

- Rotax® 900 ACE™ Turbo R with cable throttle housing and electro-mechanical reverse
- Standard with two sets of LinQ attachment points

// PACKAGE HIGHLIGHTS

- Rotax® 850 E-TEC® and 600R E-TEC® engines
- High-performance shock package
- 7.8 in. wide LCD display with BRP Connect available (850 E-TEC and 900 ACE Turbo R only)
- RAS™ X front suspension
- rMotion™ X rear suspension
- Electric starter
- pDrive™ clutch
- Forward adjustable riser
- Transparent handguards
- Open toe-hold
- Ski choices: Pilot™ X or Pilot™ TX (available with QAS on 850 E-TEC and 900 ACE Turbo R)
- Backlit multifunction handlebar controls
- Optional adjustment package: rMotion™ X Quick Adjust™ system and Pilot™ TX skis (850 E-TEC and 900 ACE Turbo R)

ROTAX® ENGINE

| | 850 E-TEC® | 600R E-TEC® | 900 ACE™ TURBO R |
|--------------------------|---|-----------------------------------|---|
| Engine details | Liquid-cooled, two-stroke, eRAVE™ | Liquid-cooled, two-stroke, eRAVE™ | Liquid-cooled, four-stroke D.O.H.C., dry sump, turbocharged |
| Horsepower | 165 | 125 | 180 |
| Cylinders – Displacement | 2 – 849 cc | 2 – 599.4 cc | 3 – 899 cc |
| Bore – Stroke | 82 mm – 80.4 mm | 72.3 mm – 73 mm | 73 mm – 69.7 mm |
| Carburation | E-TEC® direct injection with additional booster injectors | E-TEC® direct injection | EFI |
| Fuel type – Octane | Premium unleaded – 91 | Premium unleaded – 91 | Premium unleaded – 91 |
| Fuel tank | 36 L/9.5 US gal | 36 L/9.5 US gal | 36 L/9.5 US gal |
| Oil tank capacity | 3.4 L/3.6 qt | 3.4 L/3.6 qt | 3.3 L/3.5 qt |

POWERTRAIN

| | | | |
|----------------------|-----------------------|-----------------------|----------------|
| Drive clutch | pDrive™ with clickers | pDrive™ with clickers | pDrive™ |
| Driven clutch | QRS Vent | QRS | QRS Vent |
| Drive sprocket pitch | 73 mm/2.86 in. | 73 mm/2.86 in. | 73 mm/2.86 in. |

DRY WEIGHT

| | | | |
|------------|---------------|---------------|---------------|
| Dry weight | 221 kg/486 lb | 214 kg/470 lb | 238 kg/524 lb |
|------------|---------------|---------------|---------------|

DIMENSIONS

| | |
|-------------------------------------|--|
| Overall vehicle length | 3,038 mm/119.6 in. |
| Overall vehicle width | 1,209 – 1,232 – 1,255 mm/47.6 – 48.5 – 49.4 in. |
| Overall vehicle height | 1,267 mm/49.9 in. |
| Ski stance | 1,069 – 1,092 – 1,115 mm/42.1 – 43 – 43.9 in. |
| Track (Length x Width x Profile) | RipSaw®: 137 x 15 x 1.25 in. Ice Ripper XT: 137 x 15 x 1.25 in. opt. 137 x 15 x 1.5 in. opt. |

COLOR

Sunburst Yellow / Black

Black

SUSPENSION

| | |
|-------------------------|--------------------------------|
| Front suspension | RAS™ X |
| Front shock | HPG™ Plus |
| Front suspension travel | 243 mm/9.6 in. |
| Rear suspension | rMotion™ X with QAS (optional) |
| Center shock | HPG™ Plus |
| Rear shock | KYB® PRO 36 Easy-Adjust |
| Rear suspension travel | 292 mm/11.5 in. |

FEATURES

| | |
|-----------------------------|---|
| Frame | REV® Gen4 |
| Bodywork | Narrow design (2-stroke engines) Wide design (4-stroke engines) |
| Skis | Pilot™ X Pilot™ TX (optional) |
| Seating | Trail performance (2-stroke engines) Trail with storage (4-stroke engines) |
| Handlebar | U-shaped aluminum with J-hooks/ Transparent handguards |
| Riser block height | Adjustable-120 mm/4.7 in. |
| Starter | Electric |
| Reverse | RER™ (2-stroke engines) Electro-mechanic (4-stroke engines) |
| Brake system | Brembo racing brake with stainless-steel braided brake line |
| Heated throttle lever/grips | Standard |
| Gauge type | 7.2 in. wide digital display 7.8 in. wide LCD color display (opt.) |
| Windshield | 360 mm/14 in. |
| Runner – Carbide | Round 7/16 – 4 in. |
| Bumpers (front/rear) | Std/Std |

// FEATURE HIGHLIGHTS

**1 Rotax® 850 E-TEC® and 900 ACE™ Turbo R engines**

The most powerful 2-stroke and 4-stroke options in the lineup, offering top performance for the most demanding riders.

**2 Premium shock package**

HPG Plus front and center shocks. KYB PRO 36 EA rear shock featuring compression adjustment with easy-adjust knob. All four shocks are aluminum and rebuildable/revalvable.

**3 Adjustment package**

Totally transforms the handling characteristics of the sled according to riding style or conditions with unmatched ease. Includes rMotion X Quick Adjust System and Pilot TX skis.



RENEGADE® X-RS®
850 E-TEC® SHOWN

**4 rMotion™ X rear suspension**

Built upon the same principles rMotion suspensions are renowned for, and then some. Completely redesigned for unmatched big-bump absorption and incredible comfort. Longer front arm with exclusive adjustable-angle design fits ideally with RAS X front suspension, creating superior cornering on trail.

**5 Large panoramic 7.8 in. wide LCD color display available**

Wide-screen full-color display lets riders truly customize their ride from behind the bars. Choose your preferred sled info, and see app integrated-information in a split-screen format with GPS, Bluetooth music, helmet-to-helmet communication and more.

[See website for image]

6 Three track choices

Superior performance assured with your choice of factory-installed Ripsaw or studded Ice Ripper tracks.

RENEGADE® ENDURO™

STARTING AT \$13,949

Adventure-ready with top-tier technology, comfort and performance.

// WHAT'S NEW

- Rotax® 900 ACE™ Turbo R with cable throttle housing and electro-mechanical reverse
- 900 ACE Turbo – 130 engine available
- 7.8 in. wide LCD display with BRP Connect standard
- rMotion™ X rear suspension with Air Control Suspension (ACS) rear shock
- RAS™ X front suspension
- Visor plug standard
- Pilot TX skis
- Standard with two sets of LinQ attachment points



RENEGADE® ENDURO™
900 ACE™ TURBO R SHOWN



RENEGADE® ENDURO™
850 E-TEC® SHOWN

// PACKAGE HIGHLIGHTS

- Rotax® 850 E-TEC®, 600R E-TEC® and 900 ACE™ engines available
- pDrive™ clutch
- Studded track standard
- Electric starter
- Glove box with 4 L/1 gal of storage
- Heated trail seat with 7 L/1.85 gal of storage
- Medium windshield [17 in.] with air deflectors
- Heavy-duty front bumper

| ROTAX® ENGINE | 850 E-TEC® | 600R E-TEC® | 900 ACE™ TURBO R | 900 ACE™ TURBO – 130 | 900 ACE™ |
|--------------------------|---|-----------------------------------|---|---|---|
| Engine details | Liquid-cooled, two-stroke, eRAVE™ | Liquid-cooled, two-stroke, eRAVE™ | Liquid-cooled, four-stroke D.O.H.C., dry sump, turbocharged | Liquid-cooled, four-stroke D.O.H.C., dry sump, turbocharged | Liquid-cooled, four-stroke D.O.H.C., dry sump |
| Horsepower | 165 | 125 | 180 | 130 | 95 |
| Cylinders – Displacement | 2 849 cc | 2 599.4 cc | 3 899 cc | 3 899 cc | 3 899 cc |
| Bore – Stroke | 82 mm – 80.4 mm | 72.3 mm – 73 mm | 73 mm – 69.7 mm | 73 mm – 69.7 mm | 73 mm – 69.7 mm |
| Carburation | E-TEC® direct injection with additional booster injectors | E-TEC® direct injection | EFI | EFI | EFI |
| Fuel type | Premium unleaded | Premium unleaded | Premium unleaded | Premium unleaded | Regular unleaded |
| Octane | 91 | 91 | 91 | 91 | 87 |
| Fuel tank | 36 L/9.5 US gal | 36 L/9.5 US gal | 36 L/9.5 US gal | 36 L/9.5 US gal | 36 L/9.5 US gal |
| Oil tank capacity | 3.4 L/3.6 qt | 3.4 L/3.6 qt | 3.3 L/3.5 qt | 3.3 L/3.5 qt | 3.3 L/3.5 qt |

POWERTRAIN

| | | | | | |
|----------------------|-----------------------|-----------------------|----------------|----------------|---------------------------------|
| Drive clutch | pDrive™ with clickers | pDrive™ with clickers | pDrive™ | pDrive™ | pDrive™ with slider shoes – QRS |
| Driven clutch | QRS Vent | QRS | QRS Vent | QRS Vent | |
| Drive sprocket pitch | 73 mm/2.86 in. | 73 mm/2.86 in. | 73 mm/2.86 in. | 73 mm/2.86 in. | 73 mm/2.86 in. |

DRY WEIGHT

| | | | | | |
|------------|---------------|---------------|---------------|---------------|---------------|
| Dry weight | 236 kg/519 lb | 229 kg/504 lb | 253 kg/558 lb | 251 kg/552 lb | 241 kg/529 lb |
|------------|---------------|---------------|---------------|---------------|---------------|

DIMENSIONS

| | |
|----------------------------|---------------------|
| Overall vehicle length | 3,038 mm/119.6 in. |
| Overall vehicle width | 1,217 mm/47.9 in. |
| Overall vehicle height | 1,331 mm/52.4 in. |
| Ski stance | 1,077 mm/42.4 in. |
| Track | Ice Ripper XT: |
| [Length x Width x Profile] | 137 x 15 x 1.25 in. |

SUSPENSION

| | |
|-------------------------|------------------------------|
| Front suspension | RAS™ X |
| Front shock | HPG™ |
| Front suspension travel | 235 mm/9.3 in. |
| Rear suspension | rMotion™ X |
| Center shock | HPG™ |
| Rear shock | ACS [Air Control Suspension] |
| Rear suspension travel | 276 mm/10.9 in. |

COLOR

Scandinavian Blue/Manta Green

Black

FEATURES

| | |
|-----------------------------|--|
| Frame | REV® Gen4 |
| Bodywork | Wide design |
| Skis | Pilot™ TX |
| Seating | Trail heated with storage |
| Handlebar | U-shaped aluminum with J-hooks |
| Riser block height | 120 mm/4.7 in. |
| Starter | Electric |
| Reverse | RER™ (2-stroke engines) Electro-mechanic (4-stroke engines) |
| Air radiator | |
| Brake system | Brembo brake with stainless-steel braided brake line |
| Heated throttle lever/grips | Standard |
| Gauge type | 7.8 in. wide LCD color display |
| Windshield | 430 mm/17 in. |
| Runner – Carbide | Adjustable blade 1/4 – 4 in. |
| Bumpers (front/rear) | Heavy-duty/Std |

// FEATURE HIGHLIGHTS

**1 Rotax® 850 E-TEC® and 900 ACE™ Turbo R engines**

The most powerful 2-stroke and 4-stroke options in the lineup, offering top performance for the most demanding riders.

**2 rMotion™ X rear suspension with Air Control Shock (ACS)**


rMotion X redefines big-bump capability in the harshest terrain, while improving overall handling thanks to a longer front arm with adjustable-angle design. Combined with ACS and its on-the-fly preload settings, you have the best of both handling and adjustable comfort.

**3 RAS™ X front suspension**

Flatter cornering and precision handling in all conditions. Developed in tandem with the rMotion X rear suspension to raise the bar in trail snowmobile chassis performance. Wider, adjustable ski stance and +10 mm of suspension stroke maximize stability, capability and comfort.



**RENEGADE® ENDURO™
900 ACE™ TURBO R SHOWN**

**4 Standard studded track**

1.25 in. Ice Ripper XT direct from the factory with carbide studs for added grip.

**5 Large panoramic 7.8 in. wide LCD color display**

Wide-screen full-color display lets riders truly customize their ride from behind the bars. Choose your preferred sled info, and see app integrated information in a split-screen format with GPS, Bluetooth music, helmet-to-helmet communication and more.

**6 Pilot™ TX skis**

Redesigned with a longer front keel to provide more positive ski traction and less darting, this ski lets riders dial in their preferred amount of ski bite.

STARTING AT \$11,599

RENEGADE® ADRENALINE®

Tight cornering, big-bumps,
high speed and rough trails—
this sled conquers it all.

// WHAT'S NEW

- Rotax® 900 ACE™ Turbo R with cable throttle housing and electro-mechanical reverse
- 900 ACE Turbo – 130 engine available
- rMotion™ X rear suspension
- RAS™ X front suspension w/ wider ski stance
- Pilot X skis
- Standard with 2 sets of LinQ attachment points



RENEGADE® ADRENALINE®
850 E-TEC® SHOWN

RENEGADE® ADRENALINE®
900 ACE™ TURBO R SHOWN

// PACKAGE HIGHLIGHTS

- Rotax® 850 E-TEC®, 600R E-TEC® and 900 ACE™ engines available
- High-quality HPG shock package
- pDrive™ clutch
- 4.5 in. digital display
- Electric starter
- Glove box with 4 L/1 gal of storage
- Transparent handguards
- Low windshield (14 in.) with air deflectors

| ROTAX® ENGINE | 850 E-TEC® | 600R E-TEC® | 900 ACE™ TURBO R | 900 ACE™ TURBO – 130 | 900 ACE™ |
|-----------------------------|--|--------------------------------------|--|--|---|
| Engine details | Liquid-cooled, two-stroke, eRAVE™ | Liquid-cooled, two-stroke, eRAVE™ | Liquid-cooled, four-stroke D.O.H.C., dry sump, turbocharged | Liquid-cooled, four-stroke D.O.H.C., dry sump, turbocharged | Liquid-cooled, four-stroke D.O.H.C., dry sump |
| Horsepower | 165 | 125 | 180 | 130 | 95 |
| Cylinders – Displacement | 2 849 cc | 2 599.4 cc | 3 899 cc | 3 899 cc | 3 899 cc |
| Bore – Stroke | 82 mm – 80.4 mm | 72.3 mm – 73 mm | 73 mm – 69.7 mm | 73 mm – 69.7 mm | 73 mm – 69.7 mm |
| Carburation | E-TEC® direct injection with additional booster injectors | E-TEC® direct injection | EFI | EFI | EFI |
| Fuel type | Premium unleaded | Premium unleaded | Premium unleaded | Premium unleaded | Regular unleaded |
| Octane | 91 | 91 | 91 | 91 | 87 |
| Fuel tank | 36 L/9.5 US gal | 36 L/9.5 US gal | 36 L/9.5 US gal | 36 L/9.5 US gal | 36 L/9.5 US gal |
| Oil tank capacity | 3.4 L/3.6 qt | 3.4 L/3.6 qt | 3.3 L/3.5 qt | 3.3 L/3.5 qt | 3.3 L/3.5 qt |

POWERTRAIN

| | | | | | |
|----------------|-----------------------|-----------------------|----------------|----------------|---------------------------------|
| Drive clutch | pDrive™ with clickers | pDrive™ with clickers | pDrive™ | pDrive™ | pDrive™ with slider shoes – QRS |
| Driven clutch | QRS Vent | QRS | QRS Vent | QRS Vent | |
| Drive sprocket | 73 mm/2.86 in. | 73 mm/2.86 in. | 73 mm/2.86 in. | 73 mm/2.86 in. | 73 mm/2.86 in. |
| pitch | | | | | |

DRY WEIGHT

| | | | | | |
|------------|---------------|---------------|---------------|---------------|---------------|
| Dry weight | 221 kg/486 lb | 214 kg/470 lb | 238 kg/524 lb | 236 kg/518 lb | 226 kg/497 lb |
|------------|---------------|---------------|---------------|---------------|---------------|

DIMENSIONS

| | |
|----------------------------|---------------------|
| Overall vehicle length | 3,038 mm/119.6 in. |
| Overall vehicle width | 1,217 mm/47.9 in. |
| Overall vehicle height | 1,267 mm/49.9 in. |
| Ski stance | 1,077 mm/42.4 in. |
| Track | RipSaw™ |
| (Length x Width x Profile) | 137 x 15 x 1.25 in. |

SUSPENSION

| | |
|-------------------------|-----------------|
| Front suspension | RAS™ X |
| Front shock | HPG™ |
| Front suspension travel | 243 mm/9.6 in. |
| Rear suspension | rMotion™ X |
| Center shock | HPG™ |
| Rear shock | HPG™ |
| Rear suspension travel | 292 mm/11.5 in. |

COLOR

Sunburst Yellow / Black

Black

FEATURES

| | |
|--------------------------------|---|
| Frame | REV® Gen4 |
| Bodywork | Narrow design (2-stroke engines) Wide design (4-stroke engines) |
| Skis | Pilot™ X |
| Seating | Trail performance (2-stroke engines) Trail with storage (4-stroke engines) |
| Handlebar | U-shaped aluminum with J-hooks/ Transparent handguards |
| Riser block height | 120 mm/4.7 in. |
| Starter | Electric |
| Reverse | RER™ (2-stroke engines) Electro-mechanic (4-stroke engines) |
| Brake system | Brembo brake with stainless-steel braided brake line |
| Heated throttle lever/grips | Standard |
| Gauge type | 4.5 in. digital display |
| Windshield | 360 mm/14 in. |
| Runner – Carbide | Square 3/8 in. – 4 in. |
| Bumpers (front/rear) | Std/Std |

// FEATURE HIGHLIGHTS

**1 Rotax® 850 E-TEC® and 900 ACE™ Turbo R engines**

The most powerful 2-stroke and 4-stroke options in the lineup, offering top performance for the most demanding riders.

**2 Rotax® 900 ACE™ Turbo – 130 engine**

Powerful, lightweight and efficient, delivering instant acceleration at the punch of the throttle. Reliable, powerful performance with revised calibration of the drive-by-wire intelligent Throttle Control (ITC) for more linear and predictable response with three driving modes (Sport, Standard, ECO) and finger throttle.

**3 rMotion™ X rear suspension**

Built upon the same principles rMotion suspensions are renowned for, and then some. Completely redesigned for unmatched big-bump absorption and incredible comfort. Longer front arm with exclusive adjustable-angle design fits ideally with RAS X front suspension, creating superior cornering on trail.



RENEGADE® ADRENALINE®
900 ACE™ TURBO R SHOWN

**4 RAS™ X front suspension**

Flatter cornering and precision handling in all conditions. Developed in tandem with the rMotion X rear suspension to raise the bar in trail snowmobile chassis performance. Wider, adjustable ski stance and +10 mm of suspension stroke maximize stability, capability and comfort.

**5 High-quality HPG shock package**

Extremely capable high-pressure gas shocks by KYB.

**6 Pilot™ X skis**

Completely redesigned skis to match flawlessly with the most ride-compliant suspensions in the industry. Offering more positive ski traction and reduced darting for confident performance.

RENEGADE® SPORT

STARTING AT \$8,899

Value-oriented with exceptional handling, bump capability and light off-trail riding.

RENEGADE® SPORT
600 EFI SHOWNRENEGADE® SPORT
600 ACE™ SHOWN

// PACKAGE HIGHLIGHTS

- Rotax® 600 ACE™ with 420W magneto and 600 EFI engines available
- HPG™ rear shock
- 4.5 in. digital display
- RAS™ 3 front suspension
- SC™-5M rear suspension
- Standard electric start
- Glove box with 4 L/1 gal of storage
- Low windshield [14 in.]
- D.E.S.S.™ key (600 ACE™)
- Brembo brake with braided stainless-steel brake line
- Ergo-step side panels
- U-shaped aluminum handlebar with integrated J-hooks
- Pilot 5.7 skis
- NEW standard with two sets of LinQ attachment points

ROTAX® ENGINE

| | 600 EFI | 600 ACE™ |
|--------------------------|---------------------------|--|
| Engine details | Liquid-cooled, two-stroke | Liquid-cooled, four-stroke D.O.H.C., dry sump |
| Horsepower | 85 | 62 |
| Cylinders – Displacement | 2 – 599.4 cc | 2 – 600 cc |
| Bore – Stroke | 72.3 mm – 73 mm | 74 mm – 69.7 mm |
| Carburation | EFI | EFI |
| Fuel type – Octane | Regular unleaded – 87 | Regular unleaded – 87 |
| Fuel tank | 36 L/9.5 US gal | 36 L/9.5 US gal |
| Oil tank capacity | 3.4 L/3.6 qt | 2.1 L/2.2 qt |

POWERTRAIN

| | | |
|----------------------|---------------------------|----------------|
| Drive clutch | pDrive™ with slider shoes | eDrive™ II |
| Driven clutch | QRS | QRS |
| Drive sprocket pitch | 73 mm/2.86 in. | 73 mm/2.86 in. |

DRY WEIGHT

| | | |
|------------|---------------|---------------|
| Dry weight | 200 kg/442 lb | 213 kg/469 lb |
|------------|---------------|---------------|

DIMENSIONS

| | |
|----------------------------|---------------------|
| Overall vehicle length | 3,038 mm/119.6 in. |
| Overall vehicle width | 1,217 mm/47.9 in. |
| Overall vehicle height | 1,267 mm/49.9 in. |
| Ski stance | 1,077 mm/42.4 in. |
| Track | Cobra: |
| [Length x Width x Profile] | 137 x 15 x 1.25 in. |

COLOR

Sunburst Yellow / Black

SUSPENSION

| | |
|-------------------------|----------------|
| Front suspension | RAS™ 3 |
| Front shock | Motion Control |
| Front suspension travel | 220 mm/8.7 in. |
| Rear suspension | SC™-5M |
| Center shock | Motion Control |
| Rear shock | HPG™ |
| Rear suspension travel | 245 mm/9.6 in. |

FEATURES

| | |
|-----------------------------|---|
| Frame | REV® Gen4 |
| Bodywork | Narrow design (2-stroke engines) Wide design (4-stroke engines) |
| Skis | Pilot™ 5.7 |
| Seating | Trail performance (2-stroke engines) Trail with storage (4-stroke engines) |
| Handlebar | U-shaped aluminum with J-hooks |
| Riser block height | 120 mm/4.7 in. |
| Starter | Electric |
| Reverse | RER™ (600 EFI) Mechanical (600 ACE™) |
| Brake system | Brembo brake with stainless-steel braided brake line |
| Heated throttle lever/grips | Standard |
| Gauge type | 4.5 in. digital display |
| Windshield | 360 mm/14 in. |
| Runner – Carbide | Square 3/8 in – 4 in. |
| Bumpers (front/rear) | Std/Std |

// FEATURE HIGHLIGHTS

**1 Rotax® 600 ACE™ and 600 EFI engines**

Two easy-to-own, reliable and fuel-efficient choices. 60 hp* (600 ACE) or 85 hp* (600 EFI) versions ensure great performance and an incredible value.

*Observed HP metric based on internal dyno test in optimal conditions.

**2 HP6™ rear shock**

High-quality KYB high-pressure gas shock for excellent performance and reliability.

3 Electric start

Saves time and energy, adding immense value for the rider.



RENEGADE® SPORT
600 EFI SHOWN

**4 Ergo-step side panels**

Design offers natural progression to three natural positions for different cornering styles, including a new, extreme-forward position.

**5 RAS™ 3 front suspension**

Stable and precise front suspension design and geometry, optimized for the REV Gen4 platform.

**6 Pilot™ 5.7 skis**

Deliver outstanding grip and bite in corners with virtually no darting.

MXZ® X-RS®

STARTING AT \$13,549

A non-compromising race-inspired sled capable of taking on the roughest trails with ease.



MXZ® X-RS®
850 E-TEC® SHOWN

// WHAT'S NEW

- Smart-Shox semi-active suspension available (850 E-TEC only)
- Standard with two sets of LinQ attachment points

// PACKAGE HIGHLIGHTS

- Rotax® 850 E-TEC® and 600R E-TEC® engines
- High-performance KYB PRO shock package
- 7.8 in. wide LCD display with BRP Connect available
- RAS™ X front suspension
- rMotion™ X rear suspension
- Electric starter
- RS running boards
- pDrive™ clutch
- Forward steering post position
- Backlit multifunction handlebar controls
- Rack steering system
- Forward adjustable riser
- Transparent handguards
- Open toe-hold
- Ski choices: Pilot™ X or Pilot™ TX (available with opt. QAS)
- Optional adjustment package: rMotion™ X Quick Adjust™ system and Pilot™ TX skis (850 E-TEC only)

ROTAX® ENGINE

| | 850 E-TEC® | 600R E-TEC® |
|--------------------------|---|-----------------------------------|
| Engine details | Liquid-cooled, two-stroke, eRAVE™ | Liquid-cooled, two-stroke, eRAVE™ |
| Horsepower | 165 | 125 |
| Cylinders – Displacement | 2 – 849 cc | 2 – 599.4 cc |
| Bore – Stroke | 82 mm – 80.4 mm | 72.3 mm – 73 mm |
| Carburation | E-TEC® direct injection with additional booster injectors | E-TEC® direct injection |
| Fuel type – Octane | Premium unleaded – 91 | Premium unleaded – 91 |
| Fuel tank | 36 L/9.5 US gal | 36 L/9.5 US gal |
| Oil tank capacity | 3.4 L/3.6 qt | 3.4 L/3.6 qt |

POWERTRAIN

| | | |
|----------------------|-----------------------|-----------------------|
| Drive clutch | pDrive™ with clickers | pDrive™ with clickers |
| Driven clutch | QRS Vent | QRS |
| Drive sprocket pitch | 73 mm/2.86 in. | 73 mm/2.86 in. |

DRY WEIGHT

| | | |
|------------|---------------|---------------|
| Dry weight | 222 kg/490 lb | 216 kg/476 lb |
|------------|---------------|---------------|

DIMENSIONS

| | |
|-------------------------------------|--|
| Overall vehicle length | 2,925 mm/115.2 in. |
| Overall vehicle width | 1,209 – 1,232 – 1,255 mm/47.6 – 48.5 – 49.4 in. |
| Overall vehicle height | 1,267 mm/49.9 in. |
| Ski stance | 1,069 – 1,092 – 1,115 mm/42.1 – 43 – 43.9 in. |
| Track (Length x Width x Profile) | RipSaw®: 129 x 15 x 1.25 in. Ice Ripper XT: 129 x 15 x 1.25 in. opt. 129 x 15 x 1.5 in. opt. |

COLOR

Hyper Silver / Carbon Black

Black


SUSPENSION

| | |
|-------------------------|---|
| Front suspension | RAS™ X |
| Front shock | KYB® PRO 36 Easy-Adjust KYB® PRO Smart-Shox (opt.) |
| Front suspension travel | 265 mm/10.4 in. |
| Rear suspension | rMotion™ X with QAS (optional) |
| Center shock | KYB® PRO 40 Easy-Adjust |
| Rear shock | KYB® PRO 40 Easy-Adjust KYB® PRO Smart-Shox (opt.) |
| Rear suspension travel | 292 mm/11.5 in. |

FEATURES

| | |
|-----------------------------|---|
| Frame | REV® Gen4 |
| Bodywork | Narrow design |
| Skis | Pilot™ X Pilot™ TX (optional) |
| Seating | Trail performance |
| Handlebar | U-shaped aluminum with J-hooks/ Transparent handguards |
| Riser block height | Adjustable-120 mm/4.7 in. |
| Starter | Electric |
| Reverse | RER™ |
| Brake system | Brembo racing brake with stainless- steel braided brake line |
| Heated throttle lever/grips | Standard |
| Gauge type | 7.2 in. wide digital display 7.8 in. wide LCD color display (opt.) |
| Windshield | Optional |
| Runner – Carbide | Round 1/2 – 4 in. |
| Bumpers (front/rear) | Std/Std |

// FEATURE HIGHLIGHTS

**1 Rotax® 850 E-TEC® and 600R E-TEC® engines**

Incredible power and unmatched dynamic response with exclusive E-TEC® direct-injection technology. Plasma-coated, mono-block cylinders are used for exceptional durability, while the precision of E-TEC® injection means you get excellent fuel and oil economy.

**2 High-performance KYB PRO shock package**

Extreme-capability, extreme-durability shocks for control in the toughest conditions. Easy adjust-equipped for dialed-in compression.

**3 Smart-Shox**

Industry-first, innovative semi-active KYB shock technology provides the ultimate suspension performance available in snowmobiles. The system constantly reads engine parameters and chassis inputs, including steering, to adjust damping of shocks as needed to deliver anti-bottoming, lateral stability and forward and aft pitch control. Comfort, Sport and Sport + modes make it easy to fine-tune on the fly.



MXZ® X-RS®
850 E-TEC® SHOWN

**4 RS running boards**

Designed for aggressive stand-up riding, they are flatter for most of their length, wider and strong. Thicker aluminum sheet, plus front and rear reinforcements to withstand tough landings.

**5 Large panoramic 7.8 in. wide LCD color display available**

Wide-screen full-color display lets riders truly customize their ride from behind the bars. Choose your preferred sled info, and see app integrated-information in a split-screen format with GPS, Bluetooth music, helmet-to-helmet communication and more.

6 Rack steering system

Derived from the MXZx race sled, further increases steering precision and straight tracking for a nimble and predictable ride in extreme bumps.

MXZ® X®

STARTING AT \$12,499

High-tech features and racing DNA for hard-core trail riders.



MXZ® X-RS®
850 E-TEC® SHOWN

// PACKAGE HIGHLIGHTS

- Rotax® 850 E-TEC® and 600R E-TEC® engines
- High-performance shock package
- 7.8 in. wide LCD display with BRP Connect available
- RAS™ X front suspension
- rMotion™ X rear suspension
- Electric starter
- pDrive™ clutch
- Backlit multifunction handlebar controls
- Low windshield (14 in.) with air deflectors
- Forward adjustable riser
- Transparent handguards
- Open toe-hold
- Ski choices: Pilot™ X or Pilot™ TX (available with opt. QAS)
- Optional adjustment package: rMotion™ X Quick Adjust™ system and Pilot™ TX skis (850 E-TEC only)
- NEW standard with two sets of LinQ attachment points

ROTAX® ENGINE

| | 850 E-TEC® | 600R E-TEC® |
|--------------------------|---|-----------------------------------|
| Engine details | Liquid-cooled, two-stroke, eRAVE™ | Liquid-cooled, two-stroke, eRAVE™ |
| Horsepower | 165 | 125 |
| Cylinders – Displacement | 2 – 849 cc | 2 – 599.4 cc |
| Bore – Stroke | 82 mm – 80.4 mm | 72.3 mm – 73 mm |
| Carburation | E-TEC® direct injection with additional booster injectors | E-TEC® direct injection |
| Fuel type – Octane | Premium unleaded – 91 | Premium unleaded – 91 |
| Fuel tank | 36 L/9.5 US gal | 36 L/9.5 US gal |
| Oil tank capacity | 3.4 L/3.6 qt | 3.4 L/3.6 qt |

POWERTRAIN

| | | |
|----------------------|-----------------------|-----------------------|
| Drive clutch | pDrive™ with clickers | pDrive™ with clickers |
| Driven clutch | QRS Vent | QRS |
| Drive sprocket pitch | 73 mm/2.86 in. | 73 mm/2.86 in. |

DRY WEIGHT

| | | |
|------------|---------------|---------------|
| Dry weight | 216 kg/476 lb | 210 kg/462 lb |
|------------|---------------|---------------|

DIMENSIONS

| | |
|-------------------------------------|--|
| Overall vehicle length | 2,925 mm/115.2 in. |
| Overall vehicle width | 1,209 – 1,232 – 1,255 mm/47.6 – 48.5 – 49.4 in. |
| Overall vehicle height | 1,267 mm/49.9 in. |
| Ski stance | 1,069 – 1,092 – 1,115 mm/42.1 – 43 – 43.9 in. |
| Track (Length x Width x Profile) | RipSaw®: 129 x 15 x 1.25 in. Ice Ripper XT: 129 x 15 x 1.25 in. opt. 129 x 15 x 1.5 in. opt. |

COLOR

Catalyst Grey / Black

Black


SUSPENSION

| | |
|-------------------------|--------------------------------|
| Front suspension | RAS™ X |
| Front shock | HPG™ Plus |
| Front suspension travel | 243 mm/9.6 in. |
| Rear suspension | rMotion™ X with QAS [optional] |
| Center shock | HPG™ Plus |
| Rear shock | KYB® PRO 36 Easy-Adjust |
| Rear suspension travel | 292 mm/11.5 in. |

FEATURES

| | |
|-----------------------------|---|
| Frame | REV® Gen4 |
| Bodywork | Narrow design |
| Skis | Pilot™ X Pilot™ TX [optional] |
| Seating | Trail performance |
| Handlebar | U-shaped aluminum with J-hooks/ Transparent handguards |
| Riser block height | Adjustable – 120 mm/4.7 in. |
| Starter | Electric |
| Reverse | RER™ |
| Brake system | Brembo racing brake with stainless-steel braided brake line |
| Heated throttle lever/grips | Standard |
| Gauge type | 7.2 in. wide digital display 7.8 in. wide LCD color display [opt.] |
| Windshield | 360 mm/14 in. |
| Runner – Carbide | Round 7/16 – 4 in. |
| Bumpers (front/rear) | Std/Std |

// FEATURE HIGHLIGHTS

**1 Rotax® 850 E-TEC® and 600R E-TEC® engines**

Incredible power and unmatched dynamic response with exclusive E-TEC® direct-injection technology. Plasma-coated, mono-block cylinders are used for exceptional durability, while the precision of E-TEC® injection means you get excellent fuel and oil economy.

**2 Premium shock package**

HPG Plus front and center shocks. KYB PRO 36 EA rear shock featuring compression adjustment with easy-adjust knob. All four shocks are aluminum and rebuildable/revalvable.

**3 Adjustment package**

Totally transforms the handling characteristics of the sled according to riding style or conditions with unmatched ease. Includes rMotion X Quick Adjust System and Pilot TX skis.



MXZ® X®
850 E-TEC® SHOWN

**4 rMotion™ X rear suspension**

Built upon the same principles rMotion suspensions are renowned for, and then some. Completely redesigned for unmatched big-bump absorption and incredible comfort. Longer front arm with exclusive adjustable-angle design fits ideally with RAS X front suspension, creating superior cornering on trail.

**5 Large panoramic 7.8 in. wide LCD color display available**

Wide-screen full-color display lets riders truly customize their ride from behind the bars. Choose your preferred sled info, and see app integrated-information in a split-screen format with GPS, Bluetooth music, helmet-to-helmet communication and more.

[See website for image]

6 Three track choices

Superior performance assured with your choice of factory-installed Ripsaw or studded Ice Ripper tracks.

MXZ® TNT®

STARTING AT \$11,749

Advancing its legacy
as a favorite of aggressive
trail riders.



MXZ® TNT®
850 E-TEC® SHOWN

// WHAT'S NEW

- RAS™ X front suspension w/ wider ski stance
- rMotion™ X rear suspension
- Pilot X skis
- Standard with two sets of LinQ attachment points

// PACKAGE HIGHLIGHTS

- Rotax® 850 E-TEC® and 600R E-TEC® engines
- High-quality HPG shock package
- 4.5 in. digital display
- Electric starter
- pDrive™ clutch
- Low windshield [14 in.] with air deflectors
- Transparent handguards
- Open toe-hold
- Ergo-step side panels
- RER™ electronic reverse
- RF D.E.S.S.™ key

ROTAX® ENGINE

| | 850 E-TEC® | 600R E-TEC® |
|--------------------------|---|-----------------------------------|
| Engine details | Liquid-cooled, two-stroke, eRAVE™ | Liquid-cooled, two-stroke, eRAVE™ |
| Horsepower | 165 | 125 |
| Cylinders – Displacement | 2 – 849 cc | 2 – 599.4 cc |
| Bore – Stroke | 82 mm – 80.4 mm | 72.3 mm – 73 mm |
| Carburation | E-TEC® direct injection with additional booster injectors | E-TEC® direct injection |
| Fuel type – Octane | Premium unleaded – 91 | Premium unleaded – 91 |
| Fuel tank | 36 L/9.5 US gal | 36 L/9.5 US gal |
| Oil tank capacity | 3.4 L/3.6 qt | 3.4 L/3.6 qt |

POWERTRAIN

| | | |
|----------------------|-----------------------|-----------------------|
| Drive clutch | pDrive™ with clickers | pDrive™ with clickers |
| Driven clutch | QRS Vent | QRS |
| Drive sprocket pitch | 73 mm/2.86 in. | 73 mm/2.86 in. |

DRY WEIGHT

| | | |
|------------|---------------|---------------|
| Dry weight | 216 kg/475 lb | 209 kg/460 lb |
|------------|---------------|---------------|

DIMENSIONS

| | |
|-------------------------------------|---|
| Overall vehicle length | 2,925 mm/115.2 in. |
| Overall vehicle width | 1,217 mm/47.9 in. |
| Overall vehicle height | 1,267 mm/49.9 in. |
| Ski stance | 1,077 mm/42.4 in. |
| Track (Length x Width x Profile) | RipSaw®: 129 x 15 x 1.25 in. Ice Ripper XT: 129 x 15 x 1.25 in. opt. |

COLOR

Catalyst Grey / Black

Black


SUSPENSION

| | |
|-------------------------|-----------------|
| Front suspension | RAS™ X |
| Front shock | HPG™ |
| Front suspension travel | 235 mm/9.3 in. |
| Rear suspension | rMotion™ X |
| Center shock | HPG™ |
| Rear shock | HPG™ |
| Rear suspension travel | 272 mm/10.7 in. |

FEATURES

| | |
|-----------------------------|---|
| Frame | REV® Gen4 |
| Bodywork | Narrow design |
| Skis | Pilot™ X |
| Seating | Trail performance |
| Handlebar | U-shaped aluminum with J-hooks/ Transparent handguards |
| Riser block height | 120 mm/4.7 in. |
| Starter | Electric |
| Reverse | RER™ |
| Brake system | Brembo brake with stainless-steel braided brake line |
| Heated throttle lever/grips | Standard |
| Gauge type | 4.5 in. digital display |
| Windshield | 360 mm/14 in. |
| Runner – Carbide | Square 3/8 in. – 4 in. |
| Bumpers (front/rear) | Std/Std |

// FEATURE HIGHLIGHTS

**1 Rotax® 850 E-TEC® and 600R E-TEC® engines**

Incredible power and unmatched dynamic response with exclusive E-TEC® direct-injection technology. Plasma-coated, mono-block cylinders are used for exceptional durability, while the precision of E-TEC® injection means you get excellent fuel and oil economy.

**2 rMotion™ X rear suspension**

Built upon the same principles rMotion suspensions are renowned for, and then some. Completely redesigned for unmatched big-bump absorption and incredible comfort. Longer front arm with exclusive adjustable-angle design fits ideally with RAS X front suspension, creating superior cornering on trail.

**3 RAS™ X front suspension**

Flatter cornering and precision handling in all conditions. Developed in tandem with the rMotion X rear suspension to raise the bar in trail snowmobile chassis performance. Wider, adjustable ski stance and +10 mm of suspension stroke maximize stability, capability and comfort.




MXZ™ TNT®
850 E-TEC® SHOWN

**4 High-quality HPG shock package**

Extremely capable high-pressure gas shocks by KYB.

**5 Pilot™ X skis**

Completely redesigned skis to match flawlessly with the most ride-compliant suspensions in the industry. Offering more positive ski traction and reduced darting for confident performance.

**6 Ice Ripper track option**

1.25 in. Ice Ripper XT direct from the factory with carbide studs for added grip.

MXZ[®] SPORT

STARTING AT \$8,699

Dynamic trail performance and value-oriented features.



MXZ[®] SPORT
600 EFI SHOWN

// PACKAGE HIGHLIGHTS

- Rotax[®] 600 EFI engine
- 4.5 in. digital display
- RAS[™] 3 front suspension
- SC[™]-5M rear suspension
- Electric starter standard
- Low windshield (14 in.)
- Brembo brake with braided stainless-steel brake line
- U-shaped aluminum handlebar with integrated J-hooks
- Ergo-step side panels
- NEW standard with set of LinQ attachment points

ROTAX[®] ENGINE

600 EFI

| | |
|--------------------------|---------------------------|
| Engine details | Liquid-cooled, two-stroke |
| Horsepower | 85 |
| Cylinders - Displacement | 2 - 599.4 cc |
| Bore - Stroke | 72.3.7 mm - 73 mm |
| Carburation | EFI |
| Fuel type - Octane | Regular unleaded - 87 |
| Fuel tank | 36 L/9.5 US gal |
| Oil tank capacity | 3.4 L/3.6 qt |

POWERTRAIN

| | |
|----------------------|---------------------|
| Drive clutch | pDrive [™] |
| Driven clutch | QRS |
| Drive sprocket pitch | 73 mm/2.86 in. |

DRY WEIGHT

| | |
|------------|---------------|
| Dry weight | 198 kg/437 lb |
|------------|---------------|

DIMENSIONS

| | |
|-------------------------------------|--|
| Overall vehicle length | 2,925 mm/115.2 in. |
| Overall vehicle width | 1,217 mm/47.9 in. |
| Overall vehicle height | 1,267 mm/49.9 in. |
| Ski stance | 1,077 mm/42.4 in. |
| Track (Length x Width x Profile) | RipSaw [®] : 129 x 15 x 1.25 in. |

COLOR

Catalyst Grey / Black

SUSPENSION

| | |
|-------------------------|---------------------|
| Front suspension | RAS [™] 3 |
| Front shock | Motion Control |
| Front suspension travel | 220 mm/8.7 in. |
| Rear suspension | SC [™] -5M |
| Center shock | Motion Control |
| Rear shock | Motion Control |
| Rear suspension travel | 245 mm/9.6 in. |

FEATURES

| | |
|-----------------------------|--|
| Frame | REV [®] Gen4 |
| Bodywork | Narrow design |
| Skis | Pilot [™] 5.7 |
| Seating | Trail compact |
| Handlebar | U-shaped aluminum with J-hooks |
| Riser block height | 120 mm/4.7 in. |
| Starter | Electric |
| Reverse | RER [™] |
| Brake system | Brembo brake with stainless-steel braided brake line |
| Heated throttle lever/grips | Standard |
| Gauge type | 4.5 in. digital display |
| Windshield | 360 mm/14 in. |
| Runner - Carbide | Square 3/8 in. - 4 in. |
| Bumpers (front/rear) | Std/Std |

// FEATURE HIGHLIGHTS

**1 Rotax® 600 EFI engine**

600cc-class fuel-injected engine delivering 85 horsepower and outstanding economy at an incredible value. Design based on the 600R E-TEC with proven reliability and ease of ownership at its core with an outsized fun factor.

**2 Brembo disc brake**

Fade-resistant, world-renowned stopping power from hydraulic brake. Braided stainless-steel line delivers a direct, solid feel and greater braking efficiency.

3 SC™-5M rear suspension

Offers great balance of comfort and performance.



MXZ® SPORT
600 EFI SHOWN

**4 RAS™ 3 front suspension**

Stable and precise front suspension design and geometry, optimized for the REV Gen4 platform.

**5 Pilot™ 5.7 skis**

Deliver outstanding grip and bite in corners with virtually no darting.

**6 Ergo-step side panels**

Design offers natural progression to three natural positions for different cornering styles, including a new, extreme-forward position.

STARTING AT \$13,449

GRAND TOURING LIMITED

The ultimate in 2-up trail comfort and technology with dynamic engine options.



GRAND TOURING LIMITED
900 ACE™ TURBO R SHOWN

// WHAT'S NEW

- Rotax® 900 ACE™ Turbo R with cable throttle housing and electro-mechanical reverse
- 900 ACE Turbo – 130 engine available
- Luxury Package available: Includes 7.8 in. wide LCD display with BRP Connect, premium Liquid Titanium color and studded track
- RAS™ X front suspension w/ wider ski stance
- rMotion™ X rear suspension with Air Control Suspension (ACS) rear shock

GRAND TOURING LIMITED
900 ACE™ TURBO R W/ LIMITED PACKAGE SHOWN

// PACKAGE HIGHLIGHTS

- Premium Protection: 23 in. ultra-high windshield, side panel wind deflectors, rear snow deflector and running boards with small openings
- Large rear LinQ cargo box with 62 L/16.1 gal of storage
- Premium heated 2-up seat with heated passenger handholds and air deflectors
- Glove box with 4 L/1 gal of storage
- Heated boot plug
- Heated visor outlets for driver and passenger
- pDrive™ clutch
- Electro-mechanical reverse
- Ergo-step side panels
- SilentDrive™ system with 15 x 137 x 1.25 in. Silent Track II
- Forward adjustable riser
- Heavy-duty rear bumper
- Backlit multifunction handlebar controls
- Pivoting mirrors
- RF D.E.S.S.™ key

| ROTAX® ENGINE | 900 ACE™ TURBO R | 900 ACE™ TURBO – 130 | 900 ACE™ |
|--------------------------|---|---|---|
| Engine details | Liquid-cooled, four-stroke D.O.H.C., dry sump, turbocharged | Liquid-cooled, four-stroke D.O.H.C., dry sump, turbocharged | Liquid-cooled, four-stroke D.O.H.C., dry sump |
| Horsepower | 180 | 130 | 95 |
| Cylinders – Displacement | 3 – 899 cc | 3 – 899 cc | 3 – 899 cc |
| Bore – Stroke | 73 mm – 69.7 mm | 73 mm – 69.7 mm | 73 mm – 69.7 mm |
| Carburation | EFI | EFI | EFI |
| Fuel type – Octane | Premium unleaded – 91 | Premium unleaded – 91 | Regular unleaded – 87 |
| Fuel tank | 36 L/9.5 US gal | 36 L/9.5 US gal | 36 L/9.5 US gal |
| Oil tank capacity | 3.3 L/3.5 qt | 3.3 L/3.5 qt | 3.3 L/3.5 qt |

POWERTRAIN

| | | | |
|----------------------|----------------|----------------|---------------------------|
| Drive clutch | pDrive™ | pDrive™ | pDrive™ with slider shoes |
| Driven clutch | QRS Vent | QRS Vent | QSR |
| Drive sprocket pitch | 36 mm/1.43 in. | 36 mm/1.43 in. | 36 mm/1.43 in. |

DRY WEIGHT

| | | | |
|------------|---------------|---------------|---------------|
| Dry weight | 268 kg/590 lb | 266 kg/586 lb | 254 kg/559 lb |
|------------|---------------|---------------|---------------|

DIMENSIONS

| | |
|----------------------------------|--|
| Overall vehicle length | 3,127 mm/123.1 in. |
| Overall vehicle width | 1,217 mm/47.9 in. |
| Overall vehicle height | 1,513 mm/59.6 in. |
| Ski stance | 1,077 mm/42.4 in. |
| Track (Length x Width x Profile) | Silent Track II: 137 x 15 x 1.25 in. Studded Silent Track II: 137 x 15 x 1.25 in. Luxury Package only |

COLOR

| | |
|--|--|
| Liquid Titanium (w/ Luxury Package only) | |
| Black | |

SUSPENSION

| | |
|-------------------------|------------------------------|
| Front suspension | RAS™ X |
| Front shock | HPG™ |
| Front suspension travel | 225 mm/8.9 in. |
| Rear suspension | rMotion™ |
| Center shock | HPG™ |
| Rear shock | ACS (Air Control Suspension) |
| Rear suspension travel | 276 mm/10.9 in. |

FEATURES

| | |
|-----------------------------|--|
| Frame | REV® Gen4 |
| Bodywork | Wide design |
| Skis | Pilot™ 5.7 SL |
| Seating | 2-up heated |
| Handlebar | U-shaped aluminum |
| Riser block height | Adjustable – 120 mm/4.7 in. |
| Starter | Electric |
| Reverse | Electro-mechanic |
| Air radiator | Fan (Turbo engines only) |
| Brake system | Brembo brake with stainless-steel braided brake line |
| Heated throttle lever/grips | Standard (driver and passenger) |
| Gauge type | 7.2 in. wide digital display 7.8 in. wide LCD color display (w/ Luxury Package) |
| Windshield | 585 mm/23 in. with mirrors |
| Runner – Carbide | Round 1/2 – 4 in. |
| Bumpers (front/rear) | Std/Heavy-duty |

// FEATURE HIGHLIGHTS

**1 Rotax® 900 ACE™ Turbo R with cable throttle housing**

Now the most powerful engine ever offered in a Ski-Doo. Ferocious instant acceleration and top speed through bigger fuel injectors, increased boost and optimized intake and exhaust systems. The new cable-activated iTC throttle better matches a performance rider's profile while offering three driving modes.

**2 Rotax® 900 ACE™ Turbo – 130 engine**

Powerful, lightweight and efficient, delivering instant acceleration at the punch of the throttle. Reliable, powerful performance with revised calibration of the drive-by-wire intelligent Throttle Control (iTC) for more linear and predictable response with three driving modes (Sport, Standard, ECO) and finger throttle.

**3 Luxury Package**

Three premium features consisting of a distinctive Liquid Titanium coloration, 7.8 in. wide LCD display with BRP Connect and a studded Silent Track II.



GRAND TOURING LIMITED
900 ACE™ TURBO R W/ LIMITED PACKAGE SHOWN

**4 rMotion™ X rear suspension with Air Control Shock (ACS)**

rMotion X redefines big-bump capability in the harshest terrain, while improving overall handling thanks to a longer front arm with adjustable-angle design. Combined with ACS and its on-the-fly preload settings, you have the best of both handling and adjustable comfort.

**5 Large cargo box**

Hard-top weather-resistant LinQ box adds 62 L (16.1 gal) of storage on the tunnel.

**6 Heated 2-up seat**

Premium 2-up heated seat with backrest, including handholds.

GRAND TOURING SPORT

STARTING AT \$11,199

Trail comfort and 2-up features with precision handling and savvy style.

GRAND TOURING SPORT
900 ACE™ SHOWN

// PACKAGE HIGHLIGHTS

- Rotax® 900 ACE™ and 600 ACE™ engines with 420W magneto
- 23 in. ultra-high windshield with side deflectors
- 2-up seat with heated passenger handholds and air deflectors
- 4.5 in. digital display
- RAS™ 3 front suspension
- SC™-5M rear suspension
- Heated driver's visor power outlet
- pDrive™ clutch (900 ACE™)
- Pivoting mirrors
- Reversible throttle lever (thumb or finger activated)
- Brembo brake with braided stainless-steel brake line
- iTC™ Engine mapping modes (Standard, Sport or ECO®)
- Pilot™ 5.7 SL skis
- Mechanical reverse
- SilentDrive™ system with 15 x 137 x 1.25 in. Silent Track II
- NEW standard with two sets of LinQ attachment points

ROTAX® ENGINE

| | 900 ACE™ | 600 ACE™ |
|--------------------------|--|--|
| Engine details | Liquid-cooled, four-stroke D.O.H.C., dry sump | Liquid-cooled, four-stroke D.O.H.C., dry sump |
| Horsepower | 95 | 62 |
| Cylinders – Displacement | 3 – 899 cc | 2 – 600 cc |
| Bore – Stroke | 73 mm – 69.7 mm | 74 mm – 69.7 mm |
| Carburation | EFI | EFI |
| Fuel type – Octane | Regular unleaded – 87 | Regular unleaded – 87 |
| Fuel tank | 36 L/9.5 US gal | 36 L/9.5 US gal |
| Oil tank capacity | 3.3 L/3.5 qt | 2.1 L/2.2 qt |

POWERTRAIN

| | | |
|----------------------|---------------------------|----------------|
| Drive clutch | pDrive™ with slider shoes | eDrive™ 2 |
| Driven clutch | QRS | QRS |
| Drive sprocket pitch | 36 mm/1.43 in. | 36 mm/1.43 in. |

DRY WEIGHT

| | | |
|------------|---------------|---------------|
| Dry weight | 241 kg/530 lb | 231 kg/509 lb |
|------------|---------------|---------------|

DIMENSIONS

| | |
|-------------------------------------|---|
| Overall vehicle length | 3,127 mm/123.1 in. |
| Overall vehicle width | 1,217 mm/47.9 in. |
| Overall vehicle height | 1,513 mm/59.6 in. |
| Ski stance | 1,077 mm/42.4 in. |
| Track (Length x Width x Profile) | Silent Track II: 137 x 15 x 1.25 in. |

COLOR

Catalyst Grey / Black



SUSPENSION

| | |
|-------------------------|----------------|
| Front suspension | RAS™ 3 |
| Front shock | Motion Control |
| Front suspension travel | 245 mm/8.9 in. |
| Rear suspension | SC™-5M |
| Center shock | Motion Control |
| Rear shock | HPG™ |
| Rear suspension travel | 245 mm/9.6 in. |

FEATURES

| | |
|-----------------------------|---|
| Frame | REV® Gen4 |
| Bodywork | Wide design |
| Skis | Pilot™ 5.7 SL |
| Seating | 2-up |
| Handlebar | U-shaped aluminum |
| Riser block height | 120 mm/4.7 in. |
| Starter | Electric |
| Reverse | Mechanical |
| Brake system | Brembo brake with stainless-steel braided brake line |
| Heated throttle lever/grips | Standard (driver and passenger) |
| Gauge type | 4.5 in. digital display |
| Windshield | 585 mm/23 in. with mirrors |
| Runner – Carbide | Round 1/2 – 4 in. |
| Bumpers (front/rear) | Std/Std |

// FEATURE HIGHLIGHTS



1 Rotax® 900 ACE™ and 600 ACE™ engines

Two reliable, low-maintenance choices with proven ACE technology and Intelligent Throttle Control (iTC) with three driving modes. The 60 hp* 600 ACE is the industry's fuel-economy leader, and the 95 hp* 900 ACE ensures lively performance at an incredible value.
*Observed HP metric based on internal dyno test in optimal conditions.



2 RAS™ 3 front suspension

Stable and precise front suspension design and geometry, optimized for the REV Gen4 platform.



3 HPG™ rear shock

High-quality KYB high-pressure gas shock for excellent performance and reliability.



GRAND TOURING SPORT
900 ACE™ SHOWN

[See website for image]

4 SilentDrive™ system

Clearly noticeable track drivers, interior track design and suspension geometry designed to reduce sound for the rider as well as up to 70% less vibration to the rider's feet.



5 Ultra-high windshield

Sculpted to offer improved rider and passenger wind deflection.



6 Modular 2-up seat

2-up seat with passenger handholds and air deflectors

EXPEDITION® XTREME™

STARTING AT \$14,799

The high-performance sport-utility sled with capability to go just about anywhere.

EXPEDITION® XTREME™
850 E-TEC® SHOWN

// PACKAGE HIGHLIGHTS

- Rotax® 850 E-TEC® engine
- KYB® PRO 36 aluminum piggyback rear shock with compression adjusters
- HPG™ Plus front shocks
- 4.5 in. digital display
- RAS™ 3 front suspension
- SC™-5U articulating rear suspension with locking mechanism [no tool required]
- 20 in. wide Multi-LinQ plate with 125 lb/56.7 kg cargo capacity
- Air radiator with fan
- Deep-snow running boards with large openings
- pDrive™ clutch with clickers
- Low handlebar strap
- Flexible handguards
- Electric start
- Easy-shift transmission (H-L-N) with RER™ electronic reverse
- Pilot™ DS 3 skis
- Adjustable ski stance
- RF D.E.S.S.™ key
- NEW two color options

ROTAX® ENGINE

850 E-TEC®

| | |
|--------------------------|---|
| Engine details | Liquid-cooled, two-stroke, eRAVE™ |
| Horsepower | 165 |
| Cylinders - Displacement | 2 - 849 cc |
| Bore - Stroke | 82 mm - 80.4 mm |
| Carburation | E-TEC® direct injection with additional booster injectors |
| Fuel type - Octane | Premium unleaded - 91 |
| Fuel tank | 42 L/11.1 US gal |
| Oil tank capacity | 3.4 L/3.6 qt |

POWERTRAIN

| | |
|----------------------|-----------------------|
| Drive clutch | pDrive™ with clickers |
| Driven clutch | QRS |
| Drive sprocket pitch | 73 mm/2.86 in. |

DRY WEIGHT

| | |
|------------|---------------|
| Dry weight | 271 kg/596 lb |
|------------|---------------|

DIMENSIONS

| | |
|----------------------------|------------------------------------|
| Overall vehicle length | 3,293 mm/129.6 in. |
| Overall vehicle width | 1,140 to 1,180 mm/44.9 to 46.5 in. |
| Overall vehicle height | 1,280 mm/50.4 in. |
| Ski stance | 975 or 1,020 mm/38.4 or 40.2 in. |
| Track | Cobra WT: |
| [Length x Width x Profile] | 154 x 20 x 1.8 in. |

COLOR

Arctic Desert / Black

Black

SUSPENSION

| | |
|-------------------------|----------------|
| Front suspension | RAS™ 3 |
| Front shock | HPG™ Plus |
| Front suspension travel | 220 mm/8.7 in. |
| Rear suspension | SC™-5U |
| Center shock | HPG™ Plus |
| Rear shock | KYB® PRO 36 |
| Rear suspension travel | 239 mm/9.4 in. |

FEATURES

| | |
|-----------------------------|--|
| Frame | REV® Gen4 |
| Bodywork | Wide design |
| Skis | Pilot™ DS 3 |
| Seating | 1-up modular with rear seat storage |
| Handlebar | U-shaped aluminum with J-hooks/ Low grab handle/Flexible handguards |
| Riser block height | 145 mm/5.7 in. |
| Starter | Electric |
| Reverse | RER™ |
| Air radiator | Fan |
| Brake system | Brembo brake with stainless-steel braided brake line |
| Heated throttle lever/grips | Standard |
| Gauge type | 4.5 in. digital display |
| Windshield | 360 mm/14 in. |
| Runner - Carbide | Square 3/8 in. - 4 in. |
| Bumpers (front/rear) | Heavy-duty/Std |

// FEATURE HIGHLIGHTS

**1 Like a Summit® with a 20 in. wide track**

The REV® Gen4 platform paired with the hybrid RAS 3 front suspension allows effortless maneuvers in deep-snow, while the 20 x 154 x 1.8 in. Cobra track provides incredible flotation and traction.

**2 Rotax® 850 E-TEC® engine**

Next generation of the most advanced direct-injection two-stroke engine technology. Designed for reliability and durability with proven four-stroke and long-lasting automotive technologies.

**3 KYB® PRO 36 piggyback rear shock with compression adjustment**

Extreme-capability, extreme-durability shocks with compression adjustment for optimized control in the toughest conditions. Lightweight aluminum and rebuildable/revalvable.



EXPEDITION® XTREME™
850 E-TEC® SHOWN

**4 HP6™ Plus front shocks**

Highest-quality KYB lightweight rebuildable high-pressure gas shocks. Rebuildable and revalvable.

**5 SC™-5U articulating rear suspension**

The articulated rail maximizes deep-snow traction in reverse, and its toolless locking mechanism is ideal for towing.

**6 Multi-LinQ plate**

Standard LinQ adaptable storage. Fits 16- and 20-inch-wide LinQ accessories to maximize accessory options. Up to 125 lb (56.7 kg) of cargo capacity.

EXPEDITION® SE

STARTING AT \$13,999

The utmost touring sport-utility vehicle with an incredible list of work and luxury features.

EXPEDITION® SE 900 ACE™
TURBO SHOWN

// WHAT'S NEW

- Two color options

// PACKAGE HIGHLIGHTS

- Rotax® 600R E-TEC®, 900 ACE™ Turbo - 150 and 900 ACE™ engines
- Air Control Suspension (ACS) rear shock
- 7.8 in. wide LCD display with BRP Connect available (ACE engines only)
- RAS™ 3 front suspension
- SC™-5U articulating rear suspension with locking mechanism (no tool required)
- 20 in. wide Multi-LinQ plate with 125 lb/56.7 kg cargo capacity

- Air radiator with fan
- Deep-snow running boards with large openings
- Removable passenger seat with heated grips
- Ultra-large LinQ utility cargo box with 135 L/35.7 US gal of storage
- Hitch receiver with 1,500 lb/680 kg towing capacity when equipped with an HD rear bumper. (1,200 lb/544 kg std.)
- High-capacity battery
- Forward adjustable riser

- Easy-shift transmission (H-L-N) with RER™ electronic reverse (2-stroke)/electro-mechanical reverse (4-stroke)
- 23 in. ultra-high windshield with side deflectors
- Pivoting mirrors
- Pilot 7.4 skis
- Heated driver's visor power outlet
- pDrive™ clutch
- RF D.E.S.S.™ key
- Backlit multifunction handlebar controls

ROTAX® ENGINE

| | 600R E-TEC® | 900 ACE™ TURBO - 150 | 900 ACE™ |
|--------------------------|-----------------------------------|---|---|
| Engine details | Liquid-cooled, two-stroke, eRAVE™ | Liquid-cooled, four-stroke D.O.H.C., dry sump, turbocharged | Liquid-cooled, four-stroke D.O.H.C., dry sump |
| Horsepower | 125 | 150 | 95 |
| Cylinders - Displacement | 2 - 599.4 cc | 3 - 899 cc | 3 - 899 cc |
| Bore - Stroke | 72.3 mm - 73 mm | 73 mm - 69.7 mm | 73 mm - 69.7 mm |
| Carburation | E-TEC® direct injection | EFI | EFI |
| Fuel type - Octane | Premium unleaded - 91 | Premium unleaded - 91 | Regular unleaded - 87 |
| Fuel tank | 42 L/11.1 US gal | 42 L/11.1 US gal | 42 L/11.1 US gal |
| Oil tank capacity | 3.4 L/3.6 qt | 3.3 L/3.5 qt | 3.3 L/3.5 qt |

POWERTRAIN

| | | | |
|----------------------|-----------------------|----------------|---------------------------|
| Drive clutch | pDrive™ with clickers | pDrive™ | pDrive™ with slider shoes |
| Driven clutch | QRS | QRS Vent | QRS |
| Drive sprocket pitch | 73 mm/2.86 in. | 73 mm/2.86 in. | 73 mm/2.86 in. |

DRY WEIGHT

| | | | |
|------------|---------------|---------------|-----------------|
| Dry weight | 290 kg/639 lb | 315 kg/694 lb | 303 kg/666 lbs. |
|------------|---------------|---------------|-----------------|

DIMENSIONS

| | |
|-------------------------------------|---|
| Overall vehicle length | 3,256 mm/128.2 in. |
| Overall vehicle width | 1,200 to 1,240 mm/47.7 to 48.8 in. |
| Overall vehicle height | 1,513 mm/59.6 in. |
| Ski stance | 975 or 1,020 mm/38.4 or 40.2 in. |
| Track (Length x Width x Profile) | Silent Cobra WT: 154 x 20 x 1.5 in. Silent Ice Cobra WT: 154 x 20 x 1.5 in. opt. Cobra WT: 154 x 20 x 1.8 in. opt. |

COLOR

Liquid Titanium / Black

Black

SUSPENSION

| | |
|-------------------------|------------------------------|
| Front suspension | RAS™ 3 |
| Front shock | HPG™ |
| Front suspension travel | 220 mm/8.7 in. |
| Rear suspension | SC™-5U |
| Center shock | HPG™ |
| Rear shock | ACS (Air Control Suspension) |
| Rear suspension travel | 239 mm/9.4 in. |

FEATURES

| | |
|-----------------------------|--|
| Frame | REV® Gen4 |
| Bodywork | Wide design |
| Skis | Pilot™ 7.4 |
| Seating | 2-up modular with underseat storage |
| Handlebar | U-shaped aluminum with J-hooks/Low grab handle |
| Riser block height | Adjustable-120 mm/4.7 in. |
| Starter | Electric |
| Reverse | RER™ (2-stroke) Electro-mechanic (4-stroke) |
| Air radiator | High-efficiency w/ fan (4-stroke) Fan (2-stroke) |
| Brake system | Brembo brake with stainless-steel braided brake line |
| Heated throttle lever/grips | Standard (driver and passenger) |
| Gauge type | 7.2 in. wide digital display 7.8 in. wide LCD color display (opt. on ACE engines) |
| Windshield | 585 mm/23 in. with mirrors |
| Runner - Carbide | Square 3/8 in. - 4 in. |
| Bumpers (front/rear) | Heavy-duty/Hitch receiver |

// FEATURE HIGHLIGHTS

**1 Rotax® 900 ACE™ Turbo - 150 engine**

With a Rotax-built turbocharger specifically designed for the 900 ACE engine, riders get the technology they love with the reliable, powerful performance they demand in one advanced engine package.

**2 SC™-5U rear suspension with Air Control Shock (ACS)**

The articulated rail maximizes deep-snow traction in reverse, and its toolless locking mechanism is ideal for towing. Combined with ACS and its on-the-fly preload settings, you have the best of both utility functions and adjustable comfort.

**3 Ultra-large LinQ utility cargo box**

135 L/35.7 gal of lockable, weather-resistant storage capacity. Incorporated hatchet and saw holder, plus attachment points for bungees and two 16 in. LinQ positions on top for expandable accessory use.



EXPEDITION® SE 900 ACE™
TURBO SHOWN

**4 Multi-LinQ plate**

Standard LinQ adaptable storage. Fits 16- and 20-inch-wide LinQ accessories to maximize accessory options. Up to 125 lb (56.7 kg) of cargo capacity.

**5 Large panoramic 7.8 in. wide LCD color display available**

Wide-screen full-color display lets riders truly customize their ride from behind the bars. Choose your preferred sled info, and see app integrated-information in a split-screen format with GPS, Bluetooth music, helmet-to-helmet communication and more.

[See website for image]

6 Three utility track choices

Choose from three different factory-installed Silent Cobra tracks, with or without carbine studs for extra traction in icy conditions.

EXPEDITION® SWT

STARTING AT \$13,599

A supreme deep-snow sport-utility vehicle with unrivaled flotation and an exemplary list of utility features.



EXPEDITION® SWT
900 ACE™ TURBO SHOWN

// WHAT'S NEW

- High-quality HPG shock package
- Two color options

// PACKAGE HIGHLIGHTS

- Rotax® 600R E-TEC®, 900 ACE™ Turbo - 150 and 900 ACE™ engines
- 24 in. wide Multi-LinQ plate with 125 lb/56.7 kg cargo capacity
- 4.5-in. digital display
- RAS™ 3 front suspension
- SC™-5U articulating rear suspension with locking mechanism (no tool required)
- Air radiator with fan
- Deep-snow running boards with large openings
- Removable passenger seat with heated grips
- High passenger backrest
- Hitch receiver with 1,500 lb/680 kg towing capacity when equipped with an HD rear bumper. (1,200 lb/544 kg std.)
- High-capacity battery
- Easy-shift transmission (H-L-N) with RER™ electronic reverse (2-stroke) / electro-mechanical reverse (4-stroke)
- 23 in. Ultra-high windshield with side deflectors
- Pivoting mirrors
- Pilot 7.4 skis
- Heated driver's visor power outlet
- Low handlebar strap
- pDrive™ clutch
- RF D.E.S.S.™ key

ROTAX® ENGINE

| | 600R E-TEC® | 900 ACE™ TURBO - 150 | 900 ACE™ |
|--------------------------|-----------------------------------|---|---|
| Engine details | Liquid-cooled, two-stroke, eRAVE™ | Liquid-cooled, four-stroke D.O.H.C., dry sump, turbocharged | Liquid-cooled, four-stroke D.O.H.C., dry sump |
| Horsepower | 125 | 150 | 95 |
| Cylinders - Displacement | 2 - 599.4 cc | 3 - 899 cc | 3 - 899 cc |
| Bore - Stroke | 72.3 mm - 73 mm | 73 mm - 69.7 mm | 73 mm - 69.7 mm |
| Carburation | E-TEC® direct injection | EFI | EFI |
| Fuel type - Octane | Premium unleaded - 91 | Premium unleaded - 91 | Regular unleaded - 87 |
| Fuel tank | 42 L/11.1 US gal | 42 L/11.1 US gal | 42 L/11.1 US gal |
| Oil tank capacity | 3.3 L/3.5 qt | 3.3 L/3.5 qt | 3.3 L/3.5 qt |

POWERTRAIN

| | | | |
|----------------------|-----------------------|----------------|---------------------------|
| Drive clutch | pDrive™ with clickers | pDrive™ | pDrive™ with slider shoes |
| Driven clutch | QRS | QRS Vent | QRS |
| Drive sprocket pitch | 73 mm/2.86 in. | 73 mm/2.86 in. | 73 mm/2.86 in. |

DRY WEIGHT

| | | | |
|------------|---------------|---------------|---------------|
| Dry weight | 285 kg/626 lb | 309 kg/681 lb | 296 kg/650 lb |
|------------|---------------|---------------|---------------|

DIMENSIONS

| | |
|-------------------------------------|--|
| Overall vehicle length | 3,256 mm/128.2 in. |
| Overall vehicle width | 1,200 to 1,240 mm/47.7 to 48.8 in. |
| Overall vehicle height | 1,513 mm/59.6 in. |
| Ski stance | 975 or 1,020 mm/38.4 or 40.2 in. |
| Track (Length x Width x Profile) | Silent Cobra WT: 154 x 24 x 1.5 in. |

COLOR

Lava Red / Black

Black

SUSPENSION

| | |
|-------------------------|----------------|
| Front suspension | RAS™ 3 |
| Front shock | HPG™ |
| Front suspension travel | 220 mm/8.7 in. |
| Rear suspension | SC™-5U |
| Center shock | HPG™ |
| Rear shock | HPG™ |
| Rear suspension travel | 239 mm/9.4 in. |

FEATURES

| | |
|-----------------------------|--|
| Frame | REV® Gen4 |
| Bodywork | Wide design |
| Skis | Pilot™ 7.4 |
| Seating | 2-up modular with underseat storage |
| Handlebar | U-shaped aluminum with J-hooks/ Low grab handle |
| Riser block height | 145 mm/5.7 in. |
| Starter | Electric |
| Reverse | RER™ (2-stroke) Electro-mechanic (4-stroke) |
| Air radiator | High-efficiency w/ fan (4-stroke) Fan (2-stroke) |
| Brake system | Brembo brake with stainless-steel braided brake line |
| Heated throttle lever/grips | Standard (driver and passenger) |
| Gauge type | 4.5 in. digital display |
| Windshield | 585 mm/23 in. |
| Runner - Carbide | Square 3/8 in. - 4 in. |
| Bumpers (front/rear) | Heavy Duty/Hitch receiver |

// FEATURE HIGHLIGHTS

**1 Rotax® 900 ACE™ Turbo – 150 engine**

With a Rotax-built turbocharger specifically designed for the 900 ACE engine, riders get the technology they love with the reliable, powerful performance they demand in one advanced engine package.

**2 Utility 2-up utility seat**

The ideal combination of comfort and convenience. Driver and passenger seat offering comfort and maneuverability for the driver, and convenience and protection for the passenger. Shielded and heated passenger hand grips.

**3 SCTM™-5U articulating rear suspension**

The articulated rail maximizes deep-snow traction in reverse, and its toolless locking mechanism is ideal for towing.



EXPEDITION® SWT
900 ACE™ TURBO SHOWN

**4 RAS™ 3 front suspension**

Similar geometry and steering to the RAS 3 mountain front end for capability and light steering feel on- and off-trail. Optimized for crossover usage, two ski stance positions dial in handling: 40.2 in. (102 cm) or 38.4 in. (97.5 cm).

**5 24 in. Super Wide Track (SWT)**

The industry's largest footprint provides unmatched traction and helps achieve the lowest ground pressure in snowmobiling.

**6 Multi-LinQ plate**

Standard LinQ adaptable storage. Fits 16- and 20-inch-wide LinQ accessories to maximize accessory options. Up to 125 lb (56.7 kg) of cargo capacity.

EXPEDITION® LE

STARTING AT \$12,999

A hybrid touring sport-utility vehicle with premium features for off-trail exploration and on-trail cruises.



EXPEDITION® LE
900 ACE™ TURBO SHOWN

// WHAT'S NEW

- High-quality HPG shock package
- Two color options

// PACKAGE HIGHLIGHTS

- Rotax® 600R E-TEC®, 900 ACE™ Turbo – 150 and 900 ACE™ engines
- 20 in. wide Multi-LinQ plate with 125 lb/56.7 kg cargo capacity
- 4.5 in. digital display
- RAS™ 3 front suspension
- SC™-5U articulating rear suspension with locking mechanism (no tool required)
- Air radiator with fan
- Deep-snow running boards with large openings
- Removable passenger seat with heated grips
- Hitch receiver with 1,500 lb/680 kg towing capacity when equipped with an HD rear bumper. (1,200 lb/544 kg std.)
- High-capacity battery
- Easy-shift transmission (H-L-N) with RER™ electronic reverse (2-stroke)/electro-mechanical reverse (4-stroke)
- 23 in. ultra-high windshield with side deflectors
- Pivoting mirrors
- Pilot 7.4 skis
- Heated driver's visor power outlet
- Low handlebar strap
- pDrive™ clutch
- RF D.E.S.S.™ key

| ROTAX® ENGINE | 600R E-TEC® | 900 ACE™ TURBO – 150 | 900 ACE™ |
|--------------------------|-----------------------------------|---|---|
| Engine details | Liquid-cooled, two-stroke, eRAVE™ | Liquid-cooled, four-stroke D.O.H.C., dry sump, turbocharged | Liquid-cooled, four-stroke D.O.H.C., dry sump |
| Horsepower | 125 | 150 | 95 |
| Cylinders – Displacement | 2 – 599.4 cc | 3 – 899 cc | 3 – 899 cc |
| Bore – Stroke | 72.3 mm – 73 mm | 73 mm – 69.7 mm | 73 mm – 69.7 mm |
| Carburation | E-TEC® direct injection | EFI | EFI |
| Fuel type – Octane | Premium unleaded – 91 | Premium unleaded – 91 | Regular unleaded – 87 |
| Fuel tank | 42 L/11.1 US gal | 42 L/11.1 US gal | 42 L/11.1 US gal |
| Oil tank capacity | 3.3 L/3.5 qt | 3.3 L/3.5 qt | 3.3 L/3.5 qt |

POWERTRAIN

| | | | |
|----------------------|-----------------------|----------------|---------------------------|
| Drive clutch | pDrive™ with clickers | pDrive™ | pDrive™ with slider shoes |
| Driven clutch | QRS | QRS Vent | QRS |
| Drive sprocket pitch | 73 mm/2.86 in. | 73 mm/2.86 in. | 73 mm/2.86 in. |

DRY WEIGHT

| | | | |
|------------|---------------|---------------|---------------|
| Dry weight | 280 kg/616 lb | 304 kg/669 lb | 290 kg/639 lb |
|------------|---------------|---------------|---------------|

DIMENSIONS

| | |
|----------------------------|------------------------------------|
| Overall vehicle length | 3,256 mm/128.2 in. |
| Overall vehicle width | 1,200 to 1,240 mm/47.7 to 48.8 in. |
| Overall vehicle height | 1,513 mm/59.6 in. |
| Ski stance | 975 or 1,020 mm/38.4 or 40.2 in. |
| Track | Silent Cobra WT: |
| [Length x Width x Profile] | 154 x 20 x 1.5 in. |

COLOR

Neo Yellow / Black

Black

SUSPENSION

| | |
|-------------------------|----------------|
| Front suspension | RAS™ 3 |
| Front shock | HPG™ |
| Front suspension travel | 220 mm/8.7 in. |
| Rear suspension | SC™-5U |
| Center shock | HPG™ |
| Rear shock | HPG™ |
| Rear suspension travel | 239 mm/9.4 in. |

FEATURES

| | |
|-----------------------------|--|
| Frame | REV® Gen4 |
| Bodywork | Wide design |
| Skis | Pilot™ 7.4 |
| Seating | 2-up modular with underseat storage |
| Handlebar | U-shaped aluminum with J-hooks/ Low grab handle |
| Riser block height | 145 mm/5.7 in. |
| Starter | Electric |
| Reverse | RER™ (2-stroke) Electro-mechanic (4-stroke) |
| Air radiator | High-efficiency w/ fan (4-stroke) Fan (2-stroke) |
| Brake system | Brembo brake with stainless-steel braided brake line |
| Heated throttle lever/grips | Standard (driver and passenger) |
| Gauge type | 4.5 in. digital display |
| Windshield | 585 mm/23 in. with mirrors |
| Runner – Carbide | Square 3/8 – 4 in. |
| Bumpers (front/rear) | Heavy-duty/Hitch receiver |

// FEATURE HIGHLIGHTS

**1 Rotax® 900 ACE™ Turbo – 150 engine**

With a Rotax-built turbocharger specifically designed for the 900 ACE engine, riders get the technology they love with the reliable, powerful performance they demand in one advanced engine package.

**2 Utility 2-up utility seat**

The ideal combination of comfort and convenience. Driver and passenger seat offering comfort and maneuverability for the driver, and convenience and protection for the passenger. Shielded and heated passenger hand grips.

**3 SCTM™-5U articulating rear suspension**

The articulated rail maximizes deep-snow traction in reverse, and its toolless locking mechanism is ideal for towing.



EXPEDITION® LE
900 ACE™ TURBO SHOWN

**4 RAS™ 3 front suspension**

Similar geometry and steering to the RAS 3 mountain front end for capability and light steering feel on- and off-trail. Optimized for crossover usage, two ski stance positions dial in handling: 40.2 in. (102 cm) or 38.4 in. (97.5 cm).

**5 20" wide track**

Superb flotation and towing capability.

**6 Multi-LinQ plate**

Standard LinQ adaptable storage. Fits 16- and 20-inch-wide LinQ accessories to maximize accessory options. Up to 125 lb (56.7 kg) of cargo capacity.

EXPEDITION® SPORT

STARTING AT \$9,299

Ultra-responsive chassis
for on- or off-trail rides
and extensive array
of sport-utility and
2-up features.

EXPEDITION® SPORT
900 ACE™ SHOWN

// PACKAGE HIGHLIGHTS

- Rotax® 600 EFI, 900 ACE™ and 600 ACE™ engines with 420W magneto available
- pDrive™ clutch (600 EFI and 900 ACE™)
- 4.5-in. digital display
- RAS™ 3 front suspension
- SC™-5U articulating rear suspension with locking mechanism (no tool required)
- Brembo brake with braided stainless-steel brake line
- Heavy duty rear bumper with tongue-type hitch
- Air radiator with fan and engine oil cooler
- 2-up seat with removable LinQ passenger backrest and handholds
- Deep-snow running boards with large openings
- NEW standard with 2 sets of LinQ attachment points
- Adjustable ski stance
- Pilot™ DS 2 skis

| ROTAX® ENGINE | 600 EFI | 900 ACE™ | 600 ACE™ |
|--------------------------|---------------------------|---|---|
| Engine details | Liquid-cooled, two-stroke | Liquid-cooled, four-stroke D.O.H.C., dry sump | Liquid-cooled, four-stroke D.O.H.C., dry sump |
| Horsepower | 85 | 95 | 62 |
| Cylinders – Displacement | 2 – 599.4 cc | 3 – 899 cc | 2 – 600.0 cc |
| Bore – Stroke | 72.3 mm – 73 mm | 73 mm – 69.7 mm | 74 mm – 69.7 mm |
| Carburation | EFI | EFI | EFI |
| Fuel type – Octane | Regular unleaded – 87 | Regular unleaded – 87 | Regular unleaded – 87 |
| Fuel tank | 36 L/9.5 US gal | 36 L/9.5 US gal | 36 L/9.5 US gal |
| Oil tank capacity | 3.4 L/3.6 qt | 3.3 L/3.5 qt | 2.1 L/2.2 qt |

POWERTRAIN

| | | | |
|----------------------|---------------------------|---------------------------|----------------|
| Drive clutch | pDrive™ with slider shoes | pDrive™ with slider shoes | eDrive™ 2 |
| Driven clutch | QRS | QRS | QRS |
| Drive sprocket pitch | 73 mm/2.86 in. | 73 mm/2.86 in. | 73 mm/2.86 in. |

DRY WEIGHT

| | | | |
|------------|---------------|---------------|---------------|
| Dry weight | 228 kg/502 lb | 251 kg/552 lb | 241 kg/531 lb |
|------------|---------------|---------------|---------------|

DIMENSIONS

| | |
|-------------------------------------|------------------------------------|
| Overall vehicle length | 3,309 mm/130.3 in. |
| Overall vehicle width | 1,140 to 1,180 mm/44.9 to 46.5 in. |
| Overall vehicle height | 1,513 mm/59.6 in. |
| Ski stance | 975 or 1,020 mm/38.4 or 40.2 in. |
| Track [Length x Width x Profile] | Charger: 154 x 16 x 1.5 in. |

COLOR

White / Black

SUSPENSION

| | |
|-------------------------|----------------|
| Front suspension | RAS™ 3 |
| Front shock | Motion Control |
| Front suspension travel | 210 mm/8.3 in. |
| Rear suspension | SC™-5U |
| Center shock | Motion Control |
| Rear shock | HPG™ |
| Rear suspension travel | 239 mm/9.4 in. |

FEATURES

| | |
|-----------------------------|--|
| Frame | REV® Gen4 |
| Bodywork | Wide design |
| Skis | Pilot™ DS 2 |
| Seating | 2-up |
| Handlebar | U-shaped aluminum with J-hooks |
| Riser block height | 145 mm/5.7 in. |
| Starter | Electric |
| Reverse | RER™ (600 EFI) Mechanical (ACE™ engines) |
| Air radiator | Fan (4-stroke only) |
| Brake system | Brembo brake with stainless-steel braided brake line |
| Heated throttle lever/grips | Standard (driver only) |
| Gauge type | 4.5 in. digital display |
| Windshield | 585 mm/23 in. |
| Runner – Carbide | Square 3/8 – 4 in. |
| Bumpers (front/rear) | Std/Heavy Duty with tongue-type hitch |

// FEATURE HIGHLIGHTS

*[See website for image]***1 Three engine choices**


This versatile model benefits from three reliable, easy-to-own and fuel-efficient engine choices with the right power for any rider.

**2 Modular 2-up seat**

Easily remove or install the passenger backrest and handholds with the LinQ system.

**3 RAS™ 3 front suspension**

Stable and precise front suspension design and geometry, optimized for the REV Gen4 platform.



EXPEDITION® SPORT
900 ACE™ SHOWN

4 Air radiator with fan (ACE™ engines only)

Extra cooling capacity when pulling heavy load, in low-snow conditions or at low speed.

**5 Deep-snow running boards**

Massive, strategically shaped openings keep the boards clear. A tall extruded edge adds stiffness and has aggressive boot grips.

**6 SC™-5U articulating rear suspension**

The articulated rail maximizes deep-snow traction in reverse, and its toolless locking mechanism is ideal for towing.

TUNDRA™ LT

STARTING AT \$8,849

Great off-trail and deep-snow performance with light-utility capability.



TUNDRA™ LT
600 ACE™ SHOWN

// PACKAGE HIGHLIGHTS

- Rotax® 600 EFI and 600 ACE™ engine with 650W magneto available
- HPG™ rear shock
- 4.5 in. digital display
- LTS telescopic front suspension
- SC™-5U articulating rear suspension with locking mechanism [no tool required]
- Brembo brake with braided stainless-steel brake line
- Heavy-duty rear bumper with tongue-type hitch
- Air radiator with fan
- Standard electric start
- Deep-snow running boards with large openings
- Standard with two sets of LinQ attachment points
- Pilot™ DS 2 skis
- Low handlebar strap

ROTAX® ENGINE

| | 600 EFI | 600 ACE™ |
|--------------------------|---------------------------|--|
| Engine details | Liquid-cooled, two-stroke | Liquid-cooled, four-stroke D.O.H.C., dry sump |
| Horsepower | 85 | 62 |
| Cylinders – Displacement | 2 – 599.4 cc | 2 – 600 cc |
| Bore – Stroke | 72.3 mm – 73 mm | 73 mm – 69.7 mm |
| Carburation | EFI | EFI |
| Fuel type – Octane | Regular unleaded – 87 | Regular unleaded – 87 |
| Fuel tank | 36 L/9.5 US gal | 36 L/9.5 US gal |
| Oil tank capacity | 3.4 L/3.6 qt | 2.1 L/2.2 qt |

POWERTRAIN

| | | |
|----------------------|---------------------------|----------------|
| Drive clutch | pDrive™ with slider shoes | eDrive™ 2 |
| Driven clutch | QRS | QRS |
| Drive sprocket pitch | 73 mm/2.86 in. | 73 mm/2.86 in. |


DRY WEIGHT

| | | |
|------------|---------------|---------------|
| Dry weight | 223 kg/491 lb | 234 kg/515 lb |
|------------|---------------|---------------|

DIMENSIONS

| | |
|----------------------------|--------------------|
| Overall vehicle length | 3,259 mm/129.3 in. |
| Overall vehicle width | 994 mm/39.1 in. |
| Overall vehicle height | 1,513 mm/59.6 in. |
| Ski stance | 813 mm/32 in. |
| Track | Charger: |
| (Length x Width x Profile) | 154 x 16 x 1.5 in. |

COLOR

Neo Yellow / Black 

SUSPENSION

| | |
|-------------------------|----------------|
| Front suspension | LTS |
| Front shock | Motion Control |
| Front suspension travel | 150 mm/5.9 in. |
| Rear suspension | SC™-5U |
| Center shock | Motion Control |
| Rear shock | HPG™ |
| Rear suspension travel | 239 mm/9.4 in. |

FEATURES

| | |
|-----------------------------|---|
| Frame | REV® Gen4 |
| Bodywork | Wide design |
| Skis | Pilot™ DS 2 |
| Seating | Short 2-up |
| Handlebar | U-shaped aluminum with J-hooks/ Low grab handle |
| Riser block height | 145 mm/5.7 in. |
| Starter | Electric |
| Reverse | RER™ (600 EFI) Mechanical (600 ACE™) |
| Air radiator | Fan |
| Brake system | Brembo brake with stainless-steel braided brake line |
| Heated throttle lever/grips | Standard |
| Gauge type | 4.5 in. digital display |
| Windshield | 430 mm/17 in. |
| Runner – Carbide | Square 3/8 – 4 in. |
| Bumpers (front/rear) | Std/Heavy-duty with tongue-type hitch |

// FEATURE HIGHLIGHTS

**1 Rotax® 600 ACE™ and 600 EFI engines**

Two easy-to-own, reliable and fuel-efficient choices. 60 hp* (600 ACE) or 85 hp* (600 EFI) versions ensure great performance and an incredible value.

*Observed HP metric based on internal dyno test in optimal conditions.

2 154 in. track length

Provides extra flotation and traction when riding in deep-snow.

**3 LTS front suspension**

Industry-exclusive telescopic front suspension enables a large, flat belly pan for exceptional deep-snow flotation.



TUNDRA™ LT
600 EFI SHOWN

**4 Air radiator with fan**

Extra cooling capacity when pulling heavy load, in low-snow conditions or at low speed.

**5 SC™-5U articulating rear suspension**

The articulated rail maximizes deep-snow traction in reverse, and its toolless locking mechanism is ideal for towing.

**6 Heavy-duty rear bumper**

For extra protection and extreme utility.

TUNDRA™ SPORT

STARTING AT \$8,249

Economical, nimble and fun light-utility vehicle.



TUNDRA™ SPORT
600 ACE™ SHOWN

// PACKAGE HIGHLIGHTS

- Rotax® 600 EFI and 600 ACE™ engine with 650W magneto available
- HP6™ rear shock
- 4.5 in. digital display
- LTS telescopic front suspension
- cMotion™ rear suspension
- Brembo brake with braided stainless-steel brake line
- Heavy-duty rear bumper
- Air radiator with fan (600 ACE only)
- Standard electric start
- Deep-snow running boards with large openings
- NEW standard with two sets of LinQ attachment points
- Pilot™ DS 2 skis

ROTAX® ENGINE

| | 600 EFI | 600 ACE™ |
|--------------------------|---------------------------|--|
| Engine details | Liquid-cooled, two-stroke | Liquid-cooled, four-stroke D.O.H.C., dry sump |
| Horsepower | 85 | 62 |
| Cylinders – Displacement | 2 – 599.4 cc | 2 – 600 cc |
| Bore – Stroke | 72.3 mm – 73 mm | 73 mm – 69.7 mm |
| Carburation | EFI | EFI |
| Fuel type – Octane | Regular unleaded – 87 | Regular unleaded – 87 |
| Fuel tank | 36 L/9.5 US gal | 36 L/9.5 US gal |
| Oil tank capacity | 3.4 L/3.6 qt | 2.1 L/2.2 qt |

POWERTRAIN

| | | |
|----------------------|---------------------------|----------------|
| Drive clutch | pDrive™ with slider shoes | eDrive™ 2 |
| Driven clutch | QRS | QRS |
| Drive sprocket pitch | 73 mm/2.86 in. | 73 mm/2.86 in. |


DRY WEIGHT

| | | |
|------------|---------------|---------------|
| Dry weight | 212 kg/466 lb | 221 kg/486 lb |
|------------|---------------|---------------|

DIMENSIONS

| | |
|----------------------------|--------------------|
| Overall vehicle length | 3,110 mm/122.4 in. |
| Overall vehicle width | 994 mm/39.1 in. |
| Overall vehicle height | 1,369 mm/53.9 in. |
| Ski stance | 813 mm/32 in. |
| Track | Cobra: |
| (Length x Width x Profile) | 146 x 16 x 1.6 in. |

COLOR

Neo Yellow / Black 

SUSPENSION

| | |
|-------------------------|----------------|
| Front suspension | LTS |
| Front shock | Motion Control |
| Front suspension travel | 150 mm/5.9 in. |
| Rear suspension | cMotion™ |
| Center shock | Motion Control |
| Rear shock | HP6™ |
| Rear suspension travel | 245 mm/9.6 in. |

FEATURES

| | |
|-----------------------------|---|
| Frame | REV® Gen4 |
| Bodywork | Wide design |
| Skis | Pilot™ DS 2 |
| Seating | Short 2-up |
| Handlebar | U-shaped aluminum with J-hooks |
| Riser block height | 145 mm/5.7 in. |
| Starter | Electric |
| Reverse | RER™ (600 EFI) Mechanical (600 ACE™) |
| Air radiator | Fan (600 ACE only) |
| Brake system | Brembo brake with stainless-steel braided brake line |
| Heated throttle lever/grips | Standard |
| Gauge type | 4.5 in. digital display |
| Windshield | 430 mm/17 in. |
| Runner – Carbide | Square 3/8 – 4 in. |
| Bumpers (front/rear) | Std/Heavy-duty |

// FEATURE HIGHLIGHTS

**1 Rotax® 600 ACE™ and 600 EFI engines**

Two easy-to-own, reliable and fuel-efficient choices. 60 hp* (600 ACE) or 85 hp* (600 EFI) versions ensure great performance and an incredible value.

*Observed HP metric based on internal dyno test in optimal conditions.

2 146 in. track length

Outstanding versatility on rough trails or in deep-snow.

**3 LTS front suspension**

Industry-exclusive telescopic front suspension enables a large, flat belly pan for exceptional deep-snow flotation.



TUNDRA™ SPORT
600 ACE™ SHOWN

**4 Air radiator with fan (600 ACE only)**

Extra cooling capacity when pulling heavy load, in low-snow conditions or at low speed.

**5 cMotion™ rear suspension**

Crossover-specific suspension uses best principles of the rMotion™ trail and tMotion™ mountain skids for confident cornering and agile boondocking.

**6 Heavy-duty rear bumper**

For extra protection and extreme utility.

SKANDIC® SWT

STARTING AT \$13,549

Optimal off-trail traction and flotation with the widest track in the industry.



SKANDIC® SWT
900 ACE™ SHOWN

// PACKAGE HIGHLIGHTS

- Rotax® 600R E-TEC® engine or 900 ACE™ engine with 650W magneto available
- HPG™ rear shock
- 24 in. wide Multi-LinQ plate with 125 lb/56.7 kg cargo capacity
- 4.5 in. digital display
- LTS telescopic front suspension
- SC™-5U articulating rear suspension with locking mechanism (no tool required)
- NEW two color options
- Removable passenger seat with grips
- 23 in. ultra-high windshield with side deflectors
- Hitch receiver with 1,500 lb/680 kg towing capacity when equipped with an HD rear bumper. (1,200 lb/544 kg std.)
- Air radiator with fan
- Standard electric start
- Deep-snow running boards with large openings
- Easy-shift transmission (H-L-N) with RER™ electronic reverse (2-stroke)/electro-mechanical reverse (4-stroke)
- Pivoting mirrors
- pDrive™ clutch
- Low handlebar strap
- Pilot 7.4 skis

ROTAX® ENGINE

| | 600R E-TEC® | 900 ACE™ |
|--------------------------|-----------------------------------|---|
| Engine details | Liquid-cooled, two-stroke, eRAVE™ | Liquid-cooled, four-stroke D.O.H.C., dry sump |
| Horsepower | 125 | 95 |
| Cylinders – Displacement | 2 – 599.4 cc | 3 – 899 cc |
| Bore – Stroke | 72.3 mm – 73 mm | 73 mm – 69.7 mm |
| Carburation | E-TEC® direct injection | EFI |
| Fuel type – Octane | Premium unleaded – 91 | Regular unleaded – 87 |
| Fuel tank | 42 L/11.1 US gal | 42 L/11.1 US gal |
| Oil tank capacity | 3.4 L/3.6 qt | 3.3 L/3.5 qt |

POWERTRAIN

| | | |
|----------------------|-----------------------|---------------------------|
| Drive clutch | pDrive™ with clickers | pDrive™ with slider shoes |
| Driven clutch | QRS | QRS |
| Drive sprocket pitch | 73 mm/2.86 in. | 73 mm/2.86 in. |

DRY WEIGHT

| | | |
|------------|---------------|---------------|
| Dry weight | 287 kg/633 lb | 298 kg/657 lb |
|------------|---------------|---------------|

DIMENSIONS

| | |
|-------------------------------------|---|
| Overall vehicle length | 3,222 mm/126.9 in. |
| Overall vehicle width | 1,089 mm/42.8 in. |
| Overall vehicle height | 1,513 mm/59.6 in. |
| Ski stance | 889 mm/35 in. |
| Track (Length x Width x Profile) | Silent Cobra SWT: 154 x 24 x 1.5 in. |

COLOR

Lava Red / Black

Black

SUSPENSION

| | |
|-------------------------|----------------|
| Front suspension | LTS |
| Front shock | Motion Control |
| Front suspension travel | 150 mm/5.9 in. |
| Rear suspension | SC™-5U |
| Center shock | Motion Control |
| Rear shock | HPG™ |
| Rear suspension travel | 239 mm/9.4 in. |

FEATURES

| | |
|-----------------------------|---|
| Frame | REV® Gen4 |
| Bodywork | Wide design |
| Skis | Pilot™ 7.4 |
| Seating | 2-up modular with underseat storage |
| Handlebar | U-shaped aluminum with J-hooks/ Low grab handle |
| Riser block height | 145 mm/5.7 in. |
| Starter | Electric |
| Reverse | RER™ (2-stroke) Electro-mechanic (4-stroke) |
| Air radiator | High-efficiency w/ fan (4-stroke) Fan (2-stroke) |
| Brake system | Brembo brake with stainless-steel braided brake line |
| Heated throttle lever/grips | Standard (driver only) |
| Gauge type | 4.5 in. digital display |
| Windshield | 585 mm/23 in. with mirrors |
| Runner – Carbide | Square 3/8 – 4 in. |
| Bumpers (front/rear) | Std/Heavy-duty with tongue-type hitch |

// FEATURE HIGHLIGHTS

**1 Multi-LinQ plate**

Standard LinQ adaptable storage. Fits 16- and 20-inch-wide LinQ accessories to maximize accessory options. Up to 125 lb (56.7 kg) of cargo capacity.

**2 Utility 2-up utility seat**

The ideal combination of comfort and convenience. Driver and passenger seat offering comfort and maneuverability for the driver, and convenience and protection for the passenger. Shielded and heated passenger hand grips.

**3 LTS front suspension**

Industry-exclusive telescopic front suspension enables a large, flat belly pan for exceptional deep-snow flotation.



SKANDIC® SWT
900 ACE™ SHOWN

**4 Pilot™ 7.4 skis**

Designed to provide better reverse capability, more flotation off trail and more positive steering on trail and while hauling loads.

**5 24 in. super wide track (SWT)**

The industry's largest footprint provides unmatched traction and helps achieve the lowest ground pressure in snowmobiling.

**6 SC™-5U articulating rear suspension**

The articulated rail maximizes deep-snow traction in reverse, and its toolless locking mechanism is ideal for towing.

SKANDIC® WT

STARTING AT \$10,249

Hardworking off-trail performance
and towing capacity.



SKANDIC® WT
900 ACE™ SHOWN

// PACKAGE HIGHLIGHTS

- Rotax® 600 R E-TEC and 600 EFI, 2-stroke or 900 ACE™ and 600 ACE™ engines with 650W magneto available
- HPG™ rear shock
- 20 in. wide Multi-LinQ plate with 125 lb/56.7 kg cargo capacity
- 4.5 in. digital display
- LTS telescopic front suspension
- SC™-5U articulating rear suspension with locking mechanism (no tool required)
- Removable passenger seat with grips
- 23 in. ultra-high windshield with side deflectors
- Hitch receiver with 1,500 lb/680 kg towing capacity when equipped with an HD rear bumper. (1,200 lb/544 kg std.)
- Air radiator with fan
- Standard electric start
- Deep-snow running boards with large openings
- Easy-shift transmission (H-L-N) with RER™ electronic reverse (2-stroke)/electro-mechanical reverse (4-stroke)
- Pivoting mirrors
- pDrive™ clutch
- Low handlebar strap
- NEW two color options

| ROTAX® ENGINE | 600R E-TEC® | 600 EFI | 900 ACE™ | 600 ACE™ |
|--------------------------|-----------------------------------|---------------------------|---|---|
| Engine details | Liquid-cooled, two-stroke, eRAVE™ | Liquid-cooled, two-stroke | Liquid-cooled, four-stroke D.O.H.C., dry sump | Liquid-cooled, four-stroke D.O.H.C., dry sump |
| Horsepower | 125 | 85 | 95 | 62 |
| Cylinders – Displacement | 2 599.4 cc | 2 599.4 cc | 3 899 cc | 3 600 cc |
| Bore – Stroke | 72.3 mm – 73 mm | 72.3 mm – 73 mm | 73 mm – 69.7 mm | 74 mm – 69.7 mm |
| Carburation | E-TEC® direct injection | EFI | EFI | EFI |
| Fuel type | Premium unleaded | Regular unleaded | Regular unleaded | Regular unleaded |
| Octane | 91 | 87 | 87 | 87 |
| Fuel tank | 42 L/11.1 US gal | 42 L/11.1 US gal | 42 L/11.1 US gal | 42 L/11.1 US gal |
| Oil tank capacity | 3.4 L/3.6 qt | 3.4 L/3.6 qt | 3.3 L/3.5 qt | 2.1 L/2.2 qt |

POWERTRAIN

| | | | | |
|----------------------|----------------------|---------------------------|---------------------------|----------------|
| Drive clutch | pDrive™ with clicker | pDrive™ with slider shoes | pDrive™ with slider shoes | eDrive™ 2 |
| Driven clutch | QRS | QRS | QRS | QRS |
| Drive sprocket pitch | 73 mm/2.86 in. | 73 mm/2.86 in. | 73 mm/2.86 in. | 73 mm/2.86 in. |

DRY WEIGHT

| | | | | |
|------------|---------------|---------------|---------------|---------------|
| Dry weight | 271 kg/596 lb | 261 kg/575 lb | 282 kg/620 lb | 272 kg/598 lb |
|------------|---------------|---------------|---------------|---------------|

DIMENSIONS

| | |
|----------------------------|--------------------|
| Overall vehicle length | 3,222 mm/126.9 in. |
| Overall vehicle width | 1,089 mm/42.8 in. |
| Overall vehicle height | 1,513 mm/59.6 in. |
| Ski stance | 889 mm/35 in. |
| Track | Cobra WT: |
| (Length x Width x Profile) | 154 x 20 x 1.5 in. |

SUSPENSION

| | |
|-------------------------|----------------|
| Front suspension | LTS |
| Front shock | Motion Control |
| Front suspension travel | 150 mm/5.9 in. |
| Rear suspension | SC™-5U |
| Center shock | Motion Control |
| Rear shock | HPG™ |
| Rear suspension travel | 239 mm/9.4 in. |

COLOR

Lava Red / Black Black 

FEATURES

| | |
|-----------------------------|--|
| Frame | REV® Gen4 |
| Bodywork | Wide design |
| Skis | Pilot™ 7.4 |
| Seating | 2-up modular with underseat storage |
| Handlebar | U-shaped aluminum with J-hooks/ Low grab handle |
| Riser block height | 145 mm/5.7 in. |
| Starter | Electric |
| Reverse | RER™ [2-stroke] Electro-mechanic [4-stroke] |
| Air radiator | High-efficiency w/ fan [4-stroke] Fan [2-stroke] |
| Brake system | Brembo brake with stainless-steel braided brake line |
| Heated throttle lever/grips | Standard (driver only) |
| Gauge type | 4.5 in. digital display |
| Windshield | 585 mm/23 in. with mirrors |
| Runner – Carbide | Square 3/8 in. – 14 in. |
| Bumpers [front/rear] | Std/Heavy-duty with tongue-type hitch |

// FEATURE HIGHLIGHTS

**1 Multi-LinQ plate**

Standard LinQ adaptable storage. Fits 16- and 20-inch-wide LinQ accessories to maximize accessory options. Up to 125 lb (56.7 kg) of cargo capacity.

**2 Utility 2-up utility seat**

The ideal combination of comfort and convenience. Driver and passenger seat offering comfort and maneuverability for the driver, and convenience and protection for the passenger. Shielded and heated passenger hand grips.

**3 LTS front suspension**

Industry-exclusive telescopic front suspension enables a large, flat belly pan for exceptional deep-snow flotation.




SKANDIC® WT
900 ACE™ SHOWN

[See website for image]

4 Four engine options

This versatile model benefits from four reliable and easy-to-own engine choices. Powerful 4- and 2-stroke options ensure the right match for any rider.

**5 20" wide track**

Superb flotation and towing capability.

**6 SC™-5U articulating rear suspension**

The articulated rail maximizes deep-snow traction in reverse, and its toolless locking mechanism is ideal for towing.

SKANDIC® SPORT

STARTING AT \$9,349

The best 20 in. utility value in snowmobiling.



SKANDIC® SPORT
600 EFI SHOWN

// PACKAGE HIGHLIGHTS

- Rotax® 600 EFI engine
 - HPG™ rear shock
 - 4.5 in. digital display
 - LTS telescopic front suspension
- SC™-5U articulating rear suspension with locking mechanism (no tool required)
 - 1-up modular with rear seat storage
 - Medium (17 in.) windshield with air deflectors
 - Standard electric start
- Deep-snow running boards with large openings
 - RER™ electronic reverse
 - pDrive™ clutch

| ROTAX® ENGINE | 600 EFI |
|--------------------------|---------------------------|
| Engine details | Liquid-cooled, two-stroke |
| Horsepower | 85 |
| Cylinders - Displacement | 2 - 599.4 cc |
| Bore - Stroke | 72.3 mm - 73 mm |
| Carburation | EFI |
| Fuel type - Octane | Regular unleaded - 87 |
| Fuel tank | 42 L/11.1 US gal |
| Oil tank capacity | 3.4 L/3.6 qt |

| POWERTRAIN | |
|----------------------|---------------------------|
| Drive clutch | pDrive™ with slider shoes |
| Driven clutch | QRS |
| Drive sprocket pitch | 73 mm/2.86 in. |

| DRY WEIGHT | |
|------------|---------------|
| Dry weight | 236 kg/520 lb |

| DIMENSIONS | |
|----------------------------|---------------------|
| Overall vehicle length | 3,259 mm/129.3 in. |
| Overall vehicle width | 1,089 mm/42.8 in. |
| Overall vehicle height | 1,369 mm/53.9 in. |
| Ski stance | 889 mm/35 in. |
| Track | Utility WT |
| [Length x Width x Profile] | 154 x 20 x 1.25 in. |

| COLOR | |
|-----------------------|--|
| Catalyst Grey / Black | |

| SUSPENSION | |
|-------------------------|----------------|
| Front suspension | LTS |
| Front shock | Motion Control |
| Front suspension travel | 150 mm/5.9 in. |
| Rear suspension | SC™-5U |
| Center shock | Motion Control |
| Rear shock | HPG™ |
| Rear suspension travel | 239 mm/9.4 in. |

| FEATURES | |
|-----------------------------|--|
| Frame | REV® Gen4 |
| Bodywork | Wide design |
| Skis | Pilot™ 7.4 |
| Seating | 1-up modular with rear seat storage |
| Handlebar | U-shaped aluminum with J-hooks |
| Riser block height | 145 mm/5.7 in. |
| Starter | Electric |
| Reverse | RER™ |
| Brake system | Brembo brake with stainless-steel braided brake line |
| Heated throttle lever/grips | Standard |
| Gauge type | 4.5 in. digital display |
| Windshield | 430 mm/17 in. |
| Runner - Carbide | Square 3/8 in. - 4 in. |
| Bumpers (front/rear) | Std/Std |

// FEATURE HIGHLIGHTS

**1 Rotax® 600 EFI engine**

600cc-class fuel-injected engine delivering 85 horsepower and outstanding economy at an incredible value. Design based on the 600R E-TEC with proven reliability and ease of ownership at its core with an outsized fun factor.

**2 Utility 1-up seat**

Big comfort with premium ride quality feel. Storage compartment behind the seat.

**3 LTS front suspension**

Industry-exclusive telescopic front suspension enables a large, flat belly pan for exceptional deep-snow flotation.



SKANDIC® SPORT
600 EFI SHOWN

**4 Pilot™ 7.4 skis**

Designed to provide better reverse capability, more flotation off trail and more positive steering on trail and while hauling loads.

[See website for image]

5 20" wide track







Superb flotation and towing capability.



**6 SC™-5U articulating rear suspension**






The articulated rail maximizes deep-snow traction in reverse, and its toolless locking mechanism is ideal for towing.






COMPARATIVE CHART

| SPECIFICATIONS | | DEEP-SNOW | | | | | | | |
|----------------------|---------------------------------|--|--|---|---|---|---|--|--|
| | | SUMMIT | | | | FREERIDE | BACKCOUNTRY | | |
| | |  |  |  |  |  |  |  | |
| COLOR | | ULTIMATE Liquid Titanium / Carbon Black ULTIMATE Triple Black | ULTIMATE Scandinavian Blue / Orange Crush Triple Black | ULTIMATE Catalyst Grey / Octane Blue ULTIMATE Black | Black / Orange Crush Black | Arctic Desert | ULTIMATE Liquid Titanium / Carbon Black ULTIMATE Black | Scandinavian Blue / Orange Crush Black | |
| FEATURES | Skis | Pilot DS 3 | Pilot DS 3 | Pilot DS 3 | Pilot DS 3 | Pilot DS 3 | Pilot DS 2 | Pilot DS 2 | |
| | Seat | Deep-snow ultra compact and lightweight | Deep-snow compact and lightweight | Deep-snow compact and lightweight | Deep-snow | Deep-snow compact and lightweight | Trail performance | Trail performance | |
| | Handlebar | Tapered U-shaped aluminum with J-hooks / Low grab handle / Flexible handguards | Tapered U-shaped aluminum with J-hooks / Low grab handle | Tapered U-shaped aluminum with J-hooks / Low grab handle | Tapered U-shaped aluminum with J-hooks / Low grab handle | Tapered U-shaped aluminum with J-hooks / Low grab handle | U-shaped aluminum with J-hooks / Transparent handguards | U-shaped aluminum with J-hooks / Transparent handguards | |
| | Starter | SHOT | SHOT, Electric (opt. select models), Manual (opt. select models) | SHOT | Electric, SHOT (opt. Manual (opt. select models) | 850 E-TEC; SHOT, Electric (opt. select models) 850 E-TEC Turbo: SHOT | Electric, SHOT (opt. select configurations) | Electric, SHOT (opt. select configurations) | |
| | Reverse | RER | RER | RER | RER | RER | RER | RER | |
| | Windshield height (in.) | Optional | Optional | Optional | Optional | Optional | Optional | 14 | |
| GAUGE | | Type | 4.5 in. digital display | 4.5 in. digital display | 4.5 in. digital display | 4.5 in. digital display | 7.2 in. wide digital display 7.8 in. wide LCD color display (opt.) | 7.2 in. wide digital display 7.8 in. wide LCD color display (opt.) | |
| SUSPENSION | Front suspension | RAS 3 | RAS 3 | RAS 3 | RAS 3 | RAS 3 | RAS 3 | RAS 3 | |
| | Front shock | HPG Plus with lightweight springs | HPG Plus with lightweight springs | HPG | HPG | KYB PRO 36 R Easy-Adjust | KYB PRO 36 R Easy-Adjust | HPG Plus | |
| | Rear suspension | tMotion with adjustable limiter strap | tMotion | tMotion | tMotion | tMotion | cMotion | cMotion | |
| | Center shock | HPG Plus with lightweight spring | HPG Plus with lightweight spring | HPG | HPG | KYB PRO 40 Easy-Adjust | KYB PRO 40 Easy-Adjust | HPG Plus | |
| | Rear shock | KYB PRO 36 Easy-Adjust | HPG Plus | HPG | HPG | KYB PRO 40 Easy-Adjust | KYB PRO 40 Easy-Adjust | KYB PRO 36 Easy-Adjust | |
| ROTAX ENGINE | Engine | 850 E-TEC Turbo 850 E-TEC | 850 E-TEC Turbo 850 E-TEC | 850 E-TEC | 850 E-TEC 600R E-TEC | 850 E-TEC Turbo 850 E-TEC | 850 E-TEC | 850 E-TEC | |
| | Fuel tank (liters / US gallons) | 36 / 9.5 | 36 / 9.5 | 36 / 9.5 | 36 / 9.5 | 36 / 9.5 | 36 / 9.5 | 36 / 9.5 | |
| TRACK | | Length x Width x Profile (in.) PowderMax Light 154 x 16 x 2.5 in. 154 x 16 x 3.0 in. 165 x 16 x 3.0 in. 850 E-TEC Turbo only 175 x 16 x 3.0 in. | PowderMax Light with FlexEdge: 154 x 16 x 2.5 in. 154 x 16 x 3.0 in. opt. 165 x 16 x 2.5 in. sea-level opt. only 165 x 16 x 3.0 in. | PowderMax Light with FlexEdge: 154 x 16 x 2.5 in. 154 x 16 x 3.0 (opt.) 165 x 16 x 3.0 175 x 15 x 3.0 | PowderMax II with FlexEdge: 146 x 16 x 2.5 PowderMax Light with FlexEdge: 154 x 16 x 2.5 154 x 16 x 3.0 (opt.) 165 x 16 x 2.5 165 x 16 x 3.0 (opt.) | PowderMax II with FlexEdge: 146 x 16 x 2.5 PowderMax Light with FlexEdge: 154 x 16 x 2.5 154 x 16 x 3.0 (opt.) 165 x 16 x 2.5 (sea-level opt. only) 165 x 16 x 3.0 | Cobra: 146 x 15 x 1.6 Ice Cobra: 146 x 15 x 1.6 (opt.) PowderMax: 146 x 16 x 2.0 (opt.) 154 x 16 x 2.0 154 x 16 x 2.5 (opt.) | Cobra: 146 x 15 x 1.6 Ice Cobra: 146 x 15 x 1.6 (opt.) PowderMax: 146 x 16 x 2.0 (opt.) | |
| OVERALL DIMENSIONS | Ski stance (in.) | 34 | 35.8 or 37.4 | 35.8 or 37.4 | 35.8 or 37.4 | 35.8 or 37.4 | 38.4 or 40.2 | 38.4 or 40.2 | |
| | Length (in.) | 125.5 [154 in.] 129.9 [165 in.] 136 [175 in.] | 125.5 [154 in.] 129.9 [165 in.] | 125.5 [154 in.] 129.9 [165 in.] | 122.4 [146 in.] 130.6 [154 in.] 850 E-TEC® only 135.9 [165 in.] | 120.4 [146 in.] 125.5 [154 in.] 129.9 [165 in.] | 125 [146 in.] 129.3 [154 in.] | 125 | |
| | Width (in.) | 42.5 to 43.7 | 42.5 to 43.7 | 42.5 to 43.7 | 42.5 to 43.7 | 42.5 to 43.7 | 44.9 to 46.5 | 44.9 to 46.5 | |
| | Height (in.) | 51.4 | 54.9 | 54.9 | 54.9 | 54.9 | 50.5 | 50.5 | |
| ESTIMATED DRY WEIGHT | | By engine (kg / lb) 850 E-TEC Turbo: 208 / 458 [154 in.] 212 / 468 [165 in.] 215 / 474 [175 in.] 850 E-TEC: 198 / 437 [154 in.] 202 / 446 [165 in.] | 850 E-TEC Turbo: 207 / 456 [154 in.] 211 / 466 [165 in.] 850 E-TEC: 198 / 435 [154 in.] 201 / 442 [165 in.] | 207 / 458 [154 in.] 212 / 468 [165 in.] 214 / 470 [175 in.] | 850 E-TEC: 208 / 459 [146 in.] 206 / 454 [154 in.] 209 / 460 [165 in.] 600R E-TEC: 204 / 449 [146 in.] 202 / 445 [154 in.] | 850 E-TEC Turbo: 214 / 471 [154 in.] 206 / 454 [165 in.] 850 E-TEC: 206 / 453 [146 in.] 205 / 450 [154 in.] 206 / 453 [165 in.] | 214 / 472 [146 in.] 220 / 485 [154 in.] | 209 / 462 | |

| CROSSOVER | | | | | | | | | |
|---|---|---|---|---|---|---|---|---|--|
| BACKCOUNTRY | | MACH | | RENEGADE | | | | | |
| | | NEW | NEW | | | | | | |
|  |  |  |  |  |  |  |  |  | |
| BACKCOUNTRY | SPORT | Z | X-RS WITH COMPETITION PACKAGE | X-RS | X | ENDURO | ADRENALINE | SPORT | |
| Catalyst Grey / Octane Blue Black | Catalyst Grey / Black | Carbon Black / Liquid Titanium | Black | Sunburst Yellow / Black Black | Sunburst Yellow / Black Black | Scandinavian Blue / Manta Green Black | Sunburst Yellow / Black Black | Sunburst Yellow / Black | Sunburst Yellow / Black |
| Pilot DS 2 | Pilot DS 2 | Pilot X | Pilot X | Pilot X Pilot TX (optional) | Pilot X Pilot TX (optional) | Pilot TX | Pilot X | Pilot 5.7 | |
| Trail performance | Trail compact | Trail with storage | Trail performance | Trail performance (2-stroke engines) Trail with storage (4-stroke engines) | Trail performance (2-stroke engines) Trail with storage (4-stroke engines) | Trail heated with storage | Trail performance (2-stroke engines) Trail with storage (4-stroke engines) | Trail performance (2-stroke engines) Trail with storage (4-stroke engines) | Trail performance (2-stroke engines) Trail with storage (4-stroke engines) |
| U-shaped aluminum with J-hooks / Transparent handguards | U-shaped aluminum with J-hooks | U-shaped aluminum with J-hooks / Transparent handguards | U-shaped aluminum with J-hooks / Transparent handguards | U-shaped aluminum with J-hooks / Transparent handguards | U-shaped aluminum with J-hooks / Transparent handguards | U-shaped aluminum with J-hooks | U-shaped aluminum with J-hooks / Transparent handguards | U-shaped aluminum with J-hooks | U-shaped aluminum with J-hooks |
| Electric | Electric | Electric | Manual | Electric | Electric | Electric | Electric | Electric | Electric |
| RER | RER | Electro-mechanic | RER | RER (850 E-TEC) Mechanical (900 ACE Turbo R) | RER (2-stroke) Electro-mechanic (4-stroke) | RER (2-stroke) Electro-mechanic (4-stroke) | RER (2-stroke) Electro-mechanic (4-stroke) | RER (600 EFI) Mechanical (600 ACE) | |
| 14 | 14 | 14 | 14 | Optional | 14 | 17 | 14 | 14 | |
| 4.5 in. digital display | 4.5 in. digital display | 7.8 in. wide LCD color display | 7.2 in. wide digital display | 7.2 in. wide digital display 7.8 in. wide LCD color display [opt.] | 7.2 in. wide digital display 7.8 in. wide LCD color display [opt.] | 7.8 in. wide LCD color display | 4.5 in. digital display | 4.5 in. digital display | |
| RAS 3 | RAS 3 | RAS X | RAS X | RAS X | RAS X | RAS X | RAS X | RAS 3 | |
| HPG Plus | Motion Control | KYB PRO Smart-Shox | KYB PRO 40 R Easy-Adjust | KYB PRO 36 Easy-Adjust KYB PRO Smart-Shox w/ opt. SAS | HPG Plus | HPG | HPG | Motion Control | |
| cMotion | cMotion | rMotion X | rMotion X | rMotion X with QAS [optional] | rMotion X with QAS [optional] | rMotion X | rMotion X | SC-5M | |
| HPG | Motion Control | KYB PRO 40 | KYB PRO 40 Easy-Adjust (double-rate springs) | KYB PRO 40 Easy-Adjust | HPG Plus | HPG | HPG | Motion Control | |
| HPG | HPG | KYB PRO Smart-Shox | KYB PRO 40 Easy-Adjust | KYB PRO 40 Easy-Adjust KYB PRO Smart-Shox w/ opt. SAS | KYB PRO 36 Easy-Adjust | ACS (Air Control Suspension) | HPG | HPG | |
| 850 E-TEC 600R E-TEC | 600 EFI | 900 ACE Turbo R | 600R E-TEC | 850 E-TEC 900 ACE Turbo R | 850 E-TEC 600R E-TEC 900 ACE Turbo R | 850 E-TEC 600R E-TEC 900 ACE Turbo R 900 ACE Turbo – 130 900 ACE | 850 E-TEC 600R E-TEC 900 ACE Turbo R 900 ACE Turbo – 130 900 ACE | 600 EFI 600 ACE | |
| 36 / 9.5 | 36 / 9.5 | 36 / 9.5 | 36 / 9.5 | 36 / 9.5 | 36 / 9.5 | 36 / 9.5 | 36 / 9.5 | 36 / 9.5 | |
| Cobra: 146 x 15 x 1.6 | Cobra: 146 x 15 x 1.35 PowderMax: 146 x 16 x 2.0 [opt.] | Ripsaw 2-Ply: 137 x 15 x 1.25 | Ripsaw 2-Ply: 137 x 15 x 1.25 | RipSaw: 137 x 15 x 1.25 Ice Ripper XT: 137 x 15 x 1.25 [opt.] 137 x 15 x 1.5 [opt.] | RipSaw: 137 x 15 x 1.25 Ice Ripper XT: 137 x 15 x 1.25 [opt.] 137 x 15 x 1.5 [opt.] | Ice Ripper XT: 137 x 15 x 1.25 | RipSaw: 137 x 15 x 1.25 | Cobra: 137 x 15 x 1.35 | |
| 38.4 or 40.2 | 38.4 or 40.2 | 42.1 or 43.0 or 43.9 | 42.1 or 43.0 or 43.9 | 42.1 or 43.0 or 43.9 | 42.1 or 43.0 or 43.9 | 42.4 | 42.4 | 42.4 | |
| 125 | 125 | 119.6 | 119.6 | 119.6 | 119.6 | 119.6 | 119.6 | 119.6 | |
| 44.9 to 46.5 | 44.9 to 46.5 | 47.6 – 48.5 – 49.4 | 47.6 – 48.5 – 49.4 | 47.6 – 48.5 – 49.4 | 47.6 – 48.5 – 49.4 | 47.9 | 47.9 | 47.9 | |
| 50.5 | 50.5 | 49.9 | 49.9 | 49.9 | 49.9 | 52.4 | 49.9 | 49.9 | |
| 850 E-TEC: 219 / 483 600R E-TEC: 212 / 466 | 202 / 446 | 249 / 548 | 213 / 468 | 850 E-TEC: 225 / 495 900 ACE Turbo R: 241 / 531 | 850 E-TEC: 221 / 486 600R E-TEC: 214 / 470 900 ACE Turbo R: 238 / 524 | 850 E-TEC: 221 / 519 600R E-TEC: 229 / 504 900 ACE Turbo R: 253 / 558 900 ACE Turbo: 251 / 552 900 ACE: 241 / 529 | 850 E-TEC: 221 / 486 600R E-TEC: 214 / 470 900 ACE Turbo R: 238 / 524 900 ACE Turbo: 236 / 518 900 ACE: 226 / 497 | 600 EFI: 200 / 442 600 ACE: 213 / 469 | |

| SPECIFICATIONS | | TRAIL | | | | | |
|----------------------|---------------------------------|---|---|---|--|--|---|
| | | MXZ | | | | GRAND TOURING | |
| | |  |  |  |  |  |  |
| COLOR | | Hyper Silver / Carbon Black Black | Catalyst Grey / Black Black | Catalyst Grey / Black Black | Catalyst Grey / Black | Liquid Titanium (w/ Luxury Package only) Black | Catalyst Grey / Black |
| FEATURES | Skis | Pilot X Pilot TX (optional) | Pilot X Pilot TX (optional) | Pilot X | Pilot 5.7 | Pilot 5.7 SL | Pilot 5.7 SL |
| | Seat | Trail performance | Trail performance | Trail performance | Trail compact | 2-up heated | 2-up |
| | Handlebar | U-shaped aluminum with J-hooks/ Transparent handguards | U-shaped aluminum with J-hooks/ Transparent handguards | U-shaped aluminum with J-hooks/ Transparent handguards | U-shaped aluminum with J-hooks | U-shaped aluminum | U-shaped aluminum |
| | Starter | Electric | Electric | Electric | Electric | Electric | Electric |
| | Reverse | RER | RER | RER | RER | Electro-mechanic | Mechanical |
| | Windshield height (in.) | Optional | 14 | 14 | 14 | 23 with mirrors | 23 with mirrors |
| GAUGE | Type | 7.2 in. wide digital display 7.8 in. wide LCD color display (opt.) | 7.2 in. wide digital display 7.8 in. wide LCD color display (opt.) | 4.5 in. digital display | 4.5 in. digital display | 7.2 in. wide digital display 7.8 in. wide LCD color display (w/ Luxury Package) | 4.5 in. digital display |
| SUSPENSION | Front suspension | RAS X | RAS X | RAS X | RAS 3 | RAS X | RAS 3 |
| | Front shock | KYB PRO 36 Easy-Adjust KYB PRO Smart-Shox (opt.) | HPG Plus | HPG | Motion Control | HPG | Motion Control |
| | Rear suspension | rMotion X with QAS (optional) | rMotion X with QAS (optional) | rMotion | SC-5M | rMotion | SC-5M |
| | Center shock | KYB PRO 40 Easy-Adjust | HPG Plus | HPG | Motion Control | HPG | Motion Control |
| | Rear shock | KYB PRO 40 Easy-Adjust KYB PRO Smart-Shox (opt.) | KYB PRO 36 Easy-Adjust | HPG | Motion Control | ACS (Air Control Suspension) | HPG |
| ROTAX ENGINE | Engine | 850 E-TEC 600R E-TEC | 850 E-TEC 600R E-TEC | 850 E-TEC 600R E-TEC | 600 EFI | 900 ACE Turbo R 900 ACE Turbo - 130 900 ACE | 900 ACE 600 ACE |
| | Fuel tank (liters / US gallons) | 36 / 9.5 | 36 / 9.5 | 36 / 9.5 | 36 / 9.5 | 36 / 9.5 | 36 / 9.5 |
| TRACK | Length x Width x Profile (in.) | RipSaw: 129 x 15 x 1.25 Ice Ripper XT: 129 x 15 x 1.25 (opt.) 129 x 15 x 1.5 (opt.) | RipSaw: 129 x 15 x 1.25 Ice Ripper XT: 129 x 15 x 1.25 (opt.) 129 x 15 x 1.5 (opt.) | RipSaw: 129 x 15 x 1.25 Ice Ripper XT: 129 x 15 x 1.25 (opt.) | RipSaw: 129 x 15 x 1.25 | Silent Track II: 137 x 15 x 1.25 in. Studded Silent Track II: 137 x 15 x 1.25 in. Luxury Package only | Silent Track II: 137 x 15 x 1.25 |
| OVERALL DIMENSIONS | Ski stance (in.) | 42.1 or 43.0 or 43.9 | 42.1 or 43.0 or 43.9 | 42.4 | 42.4 | 42.4 | 42.4 |
| | Length (in.) | 115.2 | 115.2 | 115.2 | 115.2 | 123.1 | 123.1 |
| | Width (in.) | 47.6 - 48.5 - 49.4 | 47.6 - 48.5 - 49.4 | 47.9 | 47.9 | 47.9 | 47.9 |
| | Height (in.) | 49.9 | 49.9 | 49.9 | 49.9 | 59.6 | 59.6 |
| ESTIMATED DRY WEIGHT | By engine (kg / lb) | 850 E-TEC: 222 / 490 600R E-TEC: 216 / 476 | 850 E-TEC: 216 / 476 600R E-TEC: 210 / 462 | 850 E-TEC: 216 / 477 600R E-TEC: 209 / 462 | 198 / 437lb | 900 ACE Turbo R: 268 / 590 900 ACE Turbo: 266 / 586 900 ACE: 254 / 559 | 900 ACE: 241 / 530 600 ACE: 231 / 509 |

| | SPORT-UTILITY | | | | |
|--|---|---|---|---|---|
| | EXPEDITION | | | | |
| |  |  |  |  |  |
| | XTREME | SE | SWT | LE | SPORT |
| | Arctic Desert /Black Black | Liquid Titanium/Black Black | Lava Red /Black Black | Neo Yellow/Black Black | White/Black |
| | Pilot DS 3 | Pilot 7.4 | Pilot 7.4 | Pilot 7.4 | Pilot DS 2 |
| | 1-up modular with rear seat storage | 2-up modular with underseat storage | 2-up modular with underseat storage | 2-up modular with underseat storage | 2-up |
| | U-shaped aluminum with J-hooks/ Low grab handle /Flexible handguards | U-shaped aluminum with J-hooks/ Low grab handle | U-shaped aluminum with J-hooks/ Low grab handle | U-shaped aluminum with J-hooks/ Low grab handle | U-shaped aluminum with J-hooks |
| | Electric | Electric | Electric | Electric | Electric |
| | RER | RER [2-stroke] Electro-mechanic [4-stroke] | RER [2-stroke] Electro-mechanic [4-stroke] | RER [2-stroke] Electro-mechanic [4-stroke] | RER [600 EFI] Mechanical [ACE engines] |
| | 14 | 23 with mirrors | 23 | 23 with mirrors | 23 |
| | 4.5 in. digital display | 7.2 in. wide digital display 7.8 in. wide LCD color display [opt. on ACE engines] | 4.5 in. digital display | 4.5 in. digital display | 4.5 in. digital display |
| | RAS 3 | RAS 3 | RAS 3 | RAS 3 | RAS 3 |
| | HPG Plus | HPG | HPG | HPG | Motion Control |
| | SC-5U | SC-5U | SC-5U | SC-5U | SC-5U |
| | HPG Plus | HPG | HPG | HPG | Motion Control |
| | KYB PRO 36 | ACS [Air Control Suspension] | HPG | HPG | HPG |
| | 850 E-TEC | 600R E-TEC 900 ACE Turbo – 150 900 ACE | 600R E-TEC 900 ACE Turbo – 150 900 ACE | 600R E-TEC 900 ACE Turbo – 150 900 ACE | 600 EFI 900 ACE 600 ACE |
| | 42 /11.1 | 42 /11.1 | 42 /11.1 | 42 /11.1 | 36 /9.5 |
| | Cobra WT: 154 x 20 x 1.8 | Silent Cobra WT: 154 x 20 x 1.5 Silent Ice Cobra WT: 154 x 20 x 1.5 [opt.] Cobra WT: 154 x 20 x 1.8 [opt.] | Silent Cobra SWT: 154 x 20 x 1.5 | Silent Cobra WT: 154 x 20 x 1.5 | Charger: 154 x 16 x 1.5 |
| | 38.4 or 40.2 | 38.4 or 40.2 | 38.4 or 40.2 | 38.4 or 40.2 | 38.4 or 40.2 |
| | 129.6 | 128.2 | 128.2 | 128.2 | 130.3 |
| | 44.9 to 46.5 | 47.7 to 48.8 | 47.7 to 48.8 | 47.7 to 48.8 | 44.9 to 46.5 |
| | 50.4 | 59.6 | 59.6 | 59.6 | 59.6 |
| | 271 /596 | 600R E-TEC: 290 /639 900 ACE Turbo: 315 /694 900 ACE: 303 /666 | 600R E-TEC: 285 /626 900 ACE Turbo: 309 /681 900 ACE: 296 /650 | 600R E-TEC: 280 /616 900 ACE Turbo: 304 /669 900 ACE: 290 /639 | 600 EFI: 228 /502 900 ACE: 251 /552 600 ACE: 241 /531 |

| SPECIFICATIONS | | SPORT-UTILITY | | | | |
|-------------------------|---------------------------------------|---|--|--|---|--|
| | | TUNDRA | | SKANDIC | | |
| | |  LT |  SPORT |  SWT |  WT |  SPORT |
| COLOR | | Neo Yellow / Black | Neo Yellow / Black | Lava Red / Black Black | Lava Red / Black Black | Catalyst Grey / Black |
| FEATURES | Skis | Pilot DS 2 | Pilot DS 2 | Pilot 7.4 | Pilot 7.4 | Pilot 7.4 |
| | Seat | Short 2-up | Short 2-up | 2-up modular with underseat storage | 2-up modular with underseat storage | 1-up modular with rear seat storage |
| | Handlebar | U-shaped aluminum with J-hooks/ Low grab handle | U-shaped aluminum with J-hooks | U-shaped aluminum with J-hooks/ Low grab handle | U-shaped aluminum with J-hooks/ Low grab handle | U-shaped aluminum with J-hooks |
| | Starter | Electric | Electric | Electric | Electric | Electric |
| | Reverse | RER (600 EFI) Mechanical (600 ACE) | RER (600 EFI) Mechanical (600 ACE) | RER (2-stroke) Electro-mechanic (4-stroke) | RER (2-stroke) Electro-mechanic (4-stroke) | RER |
| | Windshield height (in.) | 17 | 17 | 23 with mirrors | 23 with mirrors | 17 |
| GAUGE | Type | 4.5 in. digital display | 4.5 in. digital display | 4.5 in. digital display | 4.5 in. digital display | 4.5 in. digital display |
| SUSPENSION | Front suspension | LTS | LTS | LTS | LTS | LTS |
| | Front shock | Motion Control | Motion Control | Motion Control | Motion Control | Motion Control |
| | Rear suspension | SC-5U | cMotion | SC-5U | SC-5U | SC-5U |
| | Center shock | Motion Control | Motion Control | Motion Control | Motion Control | Motion Control |
| | Rear shock | HPG | HPG | HPG | HPG | HPG |
| ROTAX ENGINE | Engine | 600 EFI 600 ACE | 600 EFI 600 ACE | 600R E-TEC 900 ACE | 600R E-TEC 600 EFI 900 ACE 600 ACE | 600 EFI |
| | Fuel tank (liters / US gallons) | 36 / 9.5 | 36 / 9.5 | 42 / 11.1 | 42 / 11.1 | 42 / 11.1 |
| TRACK | Length x Width x Profile (in.) | Charger: 154 x 16 x 1.5 | Cobra: 146 x 16 x 1.6 | Silent Cobra SWT: 154 x 24 x 1.5 | Silent Cobra WT: 154 x 20 x 1.5 | Utility WT: 154 x 20 x 1.25 in. |
| OVERALL DIMENSIONS | Ski stance (in.) | 32 | 32 | 35 | 35 | 35 |
| | Length (in.) | 129.3 | 122.4 | 126.9 | 126.9 | 129.3 |
| | Width (in.) | 39.1 | 39.1 | 42.8 | 42.8 | 42.8 |
| | Height (in.) | 59.6 | 53.9 | 59.6 | 59.6 | 53.9 |
| ESTIMATED DRY WEIGHT | By engine (kg / lb) | 600 EFI: 223 / 491 600 ACE: 234 / 515 | 600 EFI: 212 / 466 600 ACE: 221 / 486 | 600R E-TEC 287 / 633 900 ACE 298 kg / 657 | 600R E-TEC 271 / 596 600 EFI 261 / 575 900 ACE 282 / 620 600 ACE 272 / 598 | 236 / 520 |



ACCESSORIES

// ACCESSORIES

| | | | |
|------------|---|------------|---|
| 77 | PLATFORM/ACCESSORY FIT GUIDE | 110 | LED LIGHTS |
| 78 | LinQ ACCESSORIES | 111 | BUMPERS, HITCHES & WINCHES |
| 81 | FUEL & OIL CADDIES | 117 | PROTECTION & REINFORCEMENT |
| 81 | STORAGE | 120 | TOE-HOLDS, FOOTRESTS & KNEE PADS |
| 92 | SLEIGH, RACKS & HOLDERS | 122 | SUSPENSION & FOX SHOCK KITS |
| 94 | SEATS & BACKRESTS | 125 | VENT KITS & PREFILTERS |
| 98 | WINDSHIELDS & WIND PROTECTION | 126 | COOLING & LUBRICATION |
| 105 | HANDGUARDS & HANDLEBAR | 127 | ELECTRICAL & ELECTRONICS |
| 107 | MIRRORS | 131 | TRAILERING & COVERS |
| 108 | ADJUSTABLE RISERS & EXTENSION KITS | 134 | GARAGE & TRUCK SLED DECKS |

SKI-DOO ACCESSORIES LIMITED WARRANTY*

// 1-YEAR ON BRP ACCESSORIES

*Purchased at an authorized BRP dealership/distributor or on a BRP-authorized online store. Other exclusions may apply, see complete limited warranty or contact your Ski-Doo authorized dealer. Unless otherwise stipulated or required by law. This limited warranty does not apply to factory-installed accessories.

GET THE RIGHT ACCESSORIES FOR YOUR SLED

You'll see a list of platforms like REV Gen4 (Narrow and Wide), REV-XP, REV-XS, REV-XM and REV-XU after the descriptions in this catalog—these indicators tell you which accessories fit your snowmobile.

Use this chart to find the platform you're riding and choose the right items to personalize your ride.



REV GEN4
(WIDE)



REV GEN4
(NARROW)

2022

| MODEL | ENGINE | PLATFORM |
|--|--|---------------------|
| MACH ZTM | | |
| | 900 ACE Turbo R | REV Gen4 (Wide) |
| MXZ | | |
| X-RS® X® TNT™ Sport | All | REV Gen4 (Narrow) |
| BACKCOUNTRY™ | | |
| X-RS® X® Backcountry™ Sport | All | REV Gen4 (Narrow) |
| RENEGADE® | | |
| X-RS® X® Adrenaline Sport | 850 E-TEC 600R E-TEC 600 EFI | REV Gen4 (Narrow) |
| X-RS® X® Adrenaline Sport | 900 ACE 900 ACE Turbo 900 ACE Turbo R 600 ACE | REV Gen4 (Wide) |
| Enduro | All | REV Gen4 (Wide) |
| GRAND TOURING | | |
| Limited Sport | All | REV Gen4 (Wide) |
| SUMMIT | | |
| X® X with Expert Package Edge SP | All | REV Gen4 (Narrow) |
| FREERIDE | | |
| | All | REV Gen4 (Narrow) |
| EXPEDITION | | |
| Sport | All | REV Gen4 (Wide) |
| LE SE Xtreme | All | REV Gen4 (Wide) 20" |
| SWT | All | REV Gen4 (Wide) 24" |
| TUNDRA | | |
| | All | REV Gen4 (Wide) |
| SKANDIC | | |
| WT Sport | All | REV Gen4 (Wide) 20" |
| SWT | All | REV Gen4 (Wide) 24" |

2021

| MODEL | ENGINE | PLATFORM |
|--------------------------------------|-------------------------------------|---------------------|
| MXZ | | |
| X-RS® X® TNT™ Sport | All | REV Gen4 (Narrow) |
| BACKCOUNTRY™ | | |
| X-RS® X® Backcountry™ Sport | All | REV Gen4 (Narrow) |
| RENEGADE® | | |
| X-RS® X® Adrenaline Sport | 850 E-TEC 600R E-TEC 600 EFI | REV Gen4 (Narrow) |
| X-RS® X® Adrenaline Sport | 900 ACE 900 ACE Turbo 600 ACE | REV Gen4 (Wide) |
| Enduro | All | REV Gen4 (Wide) |
| GRAND TOURING | | |
| Limited Sport | All | REV Gen4 (Wide) |
| SUMMIT | | |
| X® X with Expert Package SP | All | REV Gen4 (Narrow) |
| FREERIDE | | |
| | All | REV Gen4 (Narrow) |
| EXPEDITION | | |
| Sport | 900 ACE 600 ACE | REV Gen4 (Wide) |
| Sport | 600 EFI | REV Gen4 (Narrow) |
| LE SE Xtreme | All | REV Gen4 (Wide) 20" |
| SWT | All | REV Gen4 (Wide) 24" |
| TUNDRA | | |
| LT Sport | All | REV Gen4 (Wide) |
| SKANDIC | | |
| WT Sport | All | REV Gen4 (Wide) 20" |
| SWT | All | REV Gen4 (Wide) 24" |

2020

| MODEL | ENGINE | PLATFORM |
|--|---|-----------------------------|
| MXZ | | |
| X-RS® X® TNT™ Sport | 850 E-TEC 600R E-TEC 600 | REV Gen4 (Narrow) REV-XP |
| BACKCOUNTRY™ | | |
| X-RS® X® Backcountry™ | 850 E-TEC 600R E-TEC | REV Gen4 (Narrow) |
| RENEGADE® | | |
| X-RS® X® Adrenaline | 850 E-TEC 600R E-TEC | REV Gen4 (Narrow) |
| X-RS® X® Adrenaline | 900 ACE 900 ACE Turbo | REV Gen4 (Wide) |
| Enduro | 850 E-TEC 600R E-TEC 900 ACE 900 ACE Turbo | REV Gen4 (Wide) |
| Sport | 600 ACE | REV Gen4 (Wide) |
| Sport | 600 | REV-XP |
| GRAND TOURING | | |
| Limited Sport | 600R E-TEC 900 ACE 900 ACE Turbo 600 ACE | REV Gen4 (Wide) |
| SUMMIT | | |
| X® SP 175 SP 165 SP 154 SP 146 | 850 E-TEC 600R E-TEC | REV Gen4 (Narrow) |
| Sport | 600 | REV-XP |
| FREERIDE | | |
| | 850 E-TEC | REV Gen4 (Narrow) |
| EXPEDITION | | |
| Sport | 900 ACE 600 ACE | REV Gen4 (Wide) |
| Sport | 550 Fan | REV-XP |
| LE SE Xtreme | All | REV Gen4 (Wide) 20" |
| TUNDRA | | |
| | All | REV-XU |
| SKANDIC | | |
| | All | REV-XU |

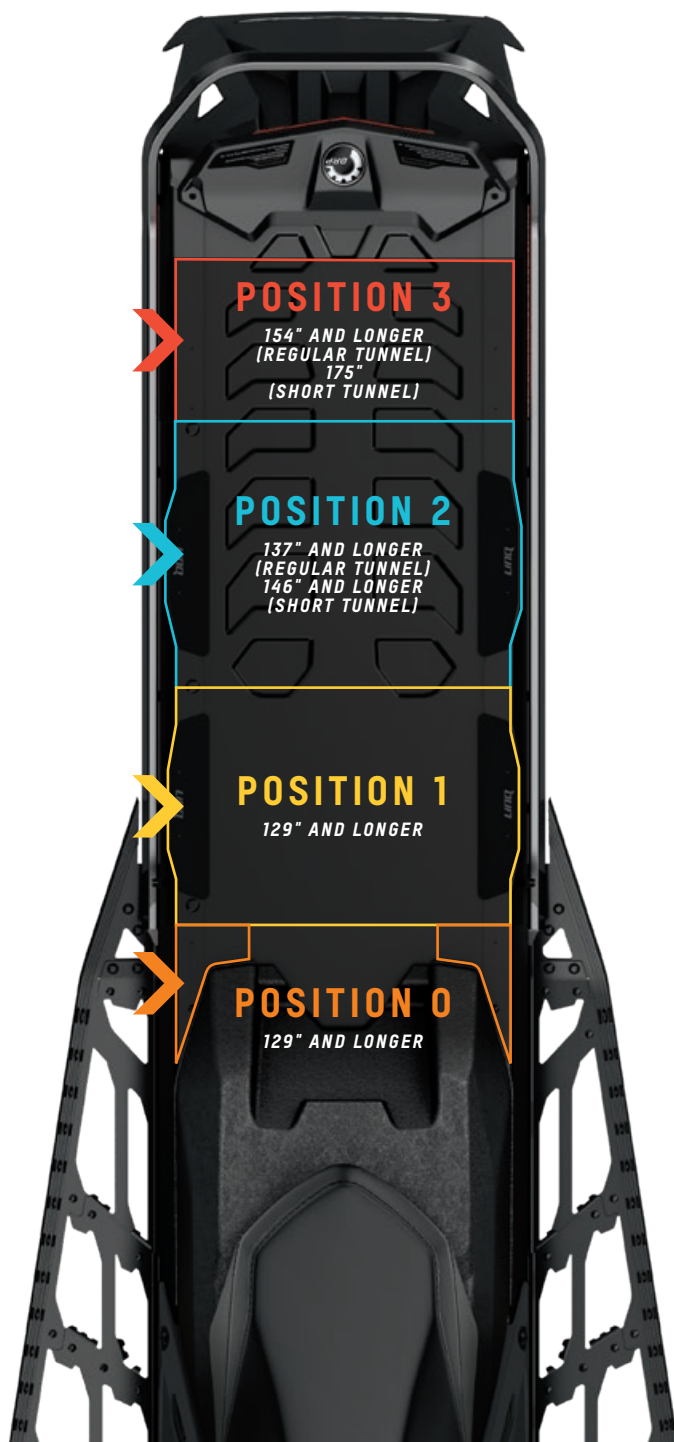
LINQ SYSTEM ACCESSORIES

// FAST, EASY AND SECURE

A BRP EXCLUSIVE, LinQ IS A TOOL-LESS SYSTEM FOR NEAR-INSTANT INSTALLATION OF ACCESSORIES.

- LinQ accessories to transform your machine to fit the moment.
- No tools needed: quickly install and remove accessories by hand.
- Stylish, fully integrated solution to your cargo needs.
- Sturdy mounting system that holds up in every terrain.

TUNNEL POSITIONS



LinQ is the industry standard in fast, secure and easy accessory attachment. Here's how you can use multiple LinQ items together to create the perfect ride.



LinQ FUEL CADDY
860201775



LinQ OIL CADDY
860202445



LinQ STACKABLE FUEL CADDY
860202246



LinQ FUEL CADDY
860202247



LinQ DEEP SNOW PRO BAG
860202456



LinQ TRAIL PRO BAG
860201986



LinQ SLIM WATERPROOF TUNNEL BAG
860202451



LinQ SNOWBOARD/SKI RACK
860202191



LinQ DRY BAG
715008110



LinQ ADVENTURE TUNNEL BAG
860202444



LinQ MODULAR CARGO BOX - 10 L
715005494



LinQ THERMAL BOX
219400964



LinQ ADVENTURE CARGO BOX
860202448



LinQ CARGO BOX - 62 L
860202446



LinQ CARGO BOX - 40 L
860202442



LinQ SR21 TUNNEL BAG
860202449



LinQ SPORT BAG
860202447



LinQ TOOL BOX
715008111



LinQ SADDLEBAGS
860200624



UNIVERSAL LinQ RACK
860202208



LinQ REMOVABLE SNOW FLAP
860201914

REV GEN4 VEHICLES MULTIPLE TUNNEL CONFIGURATIONS

| POSITION 1 129" AND LONGER | | POSITION 2 137" AND LONGER (REGULAR TUNNEL) 146" AND LONGER (SHORT TUNNEL) | | POSITION 3 154" AND LONGER (REGULAR TUNNEL) 175" (SHORT TUNNEL) | FITS ON REV-XM REV-XS REV-XP REV-XU |
|---|---|--|---------------------------------------|---|---|
| ON THE TUNNEL | ON TOP OF LinQ STACKABLE FUEL CADDY | ON THE TUNNEL | BEHIND THE FUEL CADDY | ON THE TUNNEL | |
| YES | YES | YES except 146" (Short Tunnel) | YES except 146" (Short Tunnel) | NO | YES |
| YES | YES | YES | YES | NO | YES |
| YES | NO | NO too heavy for this position | NO | NO | YES with Shim Kit 860201432 |
| YES | NO | NO too heavy for this position | NO | NO | YES |
| YES | YES | YES except 146" (Short Tunnel) | YES except 146" (Short Tunnel) | NO | YES with Shim Kit 860201432 |
| YES | YES | YES except 146" (Short Tunnel) | YES except 146" (Short Tunnel) | NO | YES with Shim Kit 860201432 |
| YES position #1 and #2 required | NO | YES position #1 and #2 required | YES position #2 and #3 required | YES position #2 and #3 required | NO |
| NO | NO | YES position #0 and #2 required | YES position #0 and #2 required | NO | NO |
| YES | YES | YES on 146" and up | NO | NO | YES with Shim Kit 860201432 |
| YES position #1 and #2 required | NO | YES position #1 and #2 required | NO | NO | NO |
| YES | NO | YES except 146" (Short Tunnel) | YES except 146" (Short Tunnel) | NO | YES with Shim Kit 860201432 |
| YES except when LinQ 1 + 1 Backrest is installed | NO | NO too heavy for this position | NO | NO | YES with Shim Kit 860201432 |
| NO | NO | YES position #1 and #2 required on 146" and up | | NO | YES on 146" and up |
| YES position #1 and #2 required | NO | YES position #1 and #2 required | NO | NO | NO |
| YES position #1 and #2 required | NO | YES position #1 and #2 required | NO | NO | YES |
| YES except when LinQ 1 + 1 Backrest and 1 + 1 Seat are installed | | YES | NO | NO | YES with Shim Kit 860201432 |
| YES | YES | YES | YES | NO | YES |
| YES except with 1 + 1 Seat | NO | NO too heavy for this position | NO | NO | YES with Shim Kit 860201432 |
| YES | NO | NO | NO | NO | YES |
| YES | NO | YES | YES | NO | NO |
| YES Specific installation required, see instruction sheet for details | | YES Specific installation required, see instruction sheet for details | | YES Does not fit Short Tunnel | NO |







LINQ ACCESSORIES REQUIREMENTS CHART



| LinQ ACCESSORIES REQUIREMENTS CHART | COMPATIBILITY / REQUIREMENTS | | | | |
|--|---|--|---|--|---|
| | REV GEN4 16" | | REV GEN4 20" – 24"* | REV-XM REV-XS REV-XP REV-XU | RADIAN LYNX |
| | 2022 | 2021 AND PRIOR | 2022 AND PRIOR | | 2022 |
| LinQ ACCESSORIES WITH 16" BASE | | | | | |
| LinQ anchors mounted 16 inches apart, center-to-center. Can be used on Can-Am ATV and SSV vehicles, Sea-Doo watercraft and Ski-Doo snowmobiles. | | | | | |
| LinQ OIL CADDY – 1 GAL 860202445 | LinQ Cargo Base Kit 860201806 <i>(for installation on LinQ Stackable Fuel Caddy or on stackable LinQ accessories)</i> | LinQ Cargo Base Kit 860201806 <i>(for installation on tunnel or on stackable LinQ accessories)</i> | LinQ Cargo Base Kit 860202482 <i>(for installation on tunnel) or 860201806 (for installation on stackable LinQ accessories)</i> | | LinQ Cargo Base Kit 860201806 <i>(for installation on LinQ Stackable Fuel Caddy or on stackable LinQ accessories)</i> |
| LinQ STACKABLE FUEL CADDY – 4 GAL 860202246 | No further requirements | LinQ Cargo Base Kit 860201806 <i>(for installation on tunnel)</i> | LinQ Cargo Base Kit 860202482 <i>(for installation on tunnel)</i> | Shim Kit 860201432 and LinQ Cargo Base Kit 860201806 <i>(for installation on tunnel)</i> | No further requirements |
| LinQ FUEL CADDY – 3 GAL 860202247 | | | | | |
| LinQ DEEP SNOW PRO BAG – 30 L 860202456 | | | | | |
| LinQ TRAIL PRO BAG 860201986 | LinQ Cargo Base Kit 860201806 <i>(for installation on LinQ Stackable Fuel Caddy or on stackable LinQ accessories)</i> | LinQ Cargo Base Kit 860201806 <i>(for installation on tunnel or on stackable LinQ accessories)</i> | LinQ Cargo Base Kit 860202482 <i>(for installation on tunnel) or 860201806 (for installation on stackable LinQ accessories)</i> | | LinQ Cargo Base Kit 860201806 <i>(for installation on LinQ Stackable Fuel Caddy or on stackable LinQ accessories)</i> |
| LinQ SLIM WATERPROOF TUNNEL BAG – 26 L 860202451 | No further requirements | LinQ Cargo Base Kit 2 X 860201806 <i>(for installation on tunnel)</i> | LinQ Cargo Base Kit 2x 860202482 <i>(for installation on tunnel)</i> | Not compatible | No further requirements |
| SLIM TUNNEL BAG WITH SOFT STRAPS – 15 L 860202440 | | | | LinQ Cargo Base Kit 2 X 860201806 <i>(for installation on tunnel)</i> | |
| LinQ SNOWBOARD/SKI RACK 860202191 | | LinQ Cargo Base Kit 860201806 <i>(for installation on tunnel)</i> | Not compatible | | |
| LinQ DRY BAG – 40 L 715008110 | LinQ Cargo Base Kit 860201806 <i>(for installation on LinQ Stackable Fuel Caddy or on stackable LinQ accessories)</i> | LinQ Cargo Base Kit 860201806 <i>(for installation on tunnel or on stackable LinQ accessories)</i> | LinQ Cargo Base Kit 860202482 <i>(for installation on tunnel) or 860201806 (for installation on stackable LinQ accessories)</i> | Shim Kit 860201432 and LinQ Cargo Base Kit 860201806 <i>(for installation on tunnel)</i> | LinQ Cargo Base Kit 860201806 <i>(for installation on LinQ Stackable Fuel Caddy or on stackable LinQ accessories)</i> |
| TUNNEL BACKPACK WITH LinQ SOFT STRAP – 28 L 860200939 | No further requirements | LinQ Cargo Base Kit 2 X 860201806 <i>(for installation on tunnel)</i> | LinQ Cargo Base Kit 2x 860202482 <i>(for installation on tunnel)</i> | LinQ Cargo Base Kit 2 X 860201806 <i>(for installation on tunnel)</i> | No further requirements |
| LinQ ADVENTURE TUNNEL BAG – 40 L 860202444 | | | | Not compatible | |
| LinQ THERMAL BOX – 16 L 219400964 | | LinQ Cargo Base Kit 860201806 <i>(for installation on tunnel)</i> | LinQ Cargo Base Kit 860202482 <i>(for installation on tunnel)</i> | Shim Kit 860201432 and LinQ Cargo Base Kit 860201806 <i>(for installation on tunnel)</i> | |
| LinQ ADVENTURE CARGO BOX – 90 L 860202448 | | | | LinQ Cargo Base Kit 2 X 860201806 <i>(for installation on tunnel)</i> | |
| LinQ CARGO BOX – 62 L 860202446 | | LinQ Cargo Base Kit 2 X 860201806 <i>(for installation on tunnel)</i> | LinQ Cargo Base Kit 2x 860202482 <i>(for installation on tunnel)</i> | Not compatible | |
| LinQ CARGO BOX – 40 L 860202442 | | | | LinQ Cargo Base Kit 2 X 860201806 <i>(for installation on tunnel)</i> | |
| LinQ SR 21 TUNNEL BAG – 21 L 860202449 | LinQ Cargo Base Kit 860201806 <i>(for installation on LinQ Stackable Fuel Caddy or on stackable LinQ accessories)</i> | LinQ Cargo Base Kit 860201806 <i>(for installation on tunnel or on stackable LinQ accessories)</i> | LinQ Cargo Base Kit 860202482 <i>(for installation on tunnel) or 860201806 (for installation on stackable LinQ accessories)</i> | Shim Kit 860201432 and LinQ Cargo Base Kit 860201806 <i>(for installation on tunnel)</i> | LinQ Cargo Base Kit 860201806 <i>(for installation on LinQ Stackable Fuel Caddy or on stackable LinQ accessories)</i> |
| LinQ SPORT BAG – 17 L 860202447 | | | | LinQ Cargo Base Kit 860201806 <i>(for installation on tunnel or on stackable LinQ accessories)</i> | |
| LinQ TOOL BOX – 19 L 715008111 | No further requirements | LinQ Cargo Base Kit 860201806 <i>(for installation on tunnel)</i> | LinQ Cargo Base Kit 860202482 <i>(for installation on tunnel)</i> | Shim Kit 860201432 and LinQ Cargo Base Kit 860201806 <i>(for installation on tunnel)</i> | No further requirements |
| LinQ MODULAR CARGO BOX 715005494 • (10 L) | LinQ Cargo Base Kit 860201806 <i>(for installation on stackable LinQ accessories)</i> | LinQ Cargo Base Kit 860201806 <i>(for installation on tunnel or on stackable LinQ accessories)</i> | LinQ Cargo Base Kit 860202482 <i>(for installation on tunnel) or 860201806 (for installation on stackable LinQ accessories)</i> | | LinQ Cargo Base Kit 860201806 <i>(for installation on stackable LinQ accessories)</i> |
| LinQ RACKS & HOLDERS | | | | | |
| LinQ UNIVERSAL RACK 860202208 | No further requirements | LinQ Cargo Base Kit 860201806 <i>(for installation on tunnel)</i> | LinQ Cargo Base Kit 860202482 <i>(for installation on tunnel)</i> | Shim Kit 860201432 and LinQ Cargo Base Kit 860201806 <i>(for installation on tunnel)</i> | No further requirements |
| LinQ TOOL HOLDER 715003059 | | | | LinQ Cargo Base Kit 860201806 <i>(for installation on tunnel)</i> | |

*Skandic Sport 2022 and 2021 may have specific requirements. Please refer to product descriptions.

FUEL & OIL CADDIES

| | | | |
|---|--|-------------------|-----------------|
| LinQ FUEL CADDY – 1 GALLON | REV Gen4, XS, XM, XR, XP, XU with LinQ Adaptor Plate (860200945) | 860201775* | \$134.99 |
|  | <ul style="list-style-type: none"> • 1 US gallon (3.78 liter) capacity. • Smaller size for less weight. • Can be used in position 1 or 2 and on top of LinQ Stackable Fuel Caddy. • Easy pour design for sleds or power tools. • Doesn't fit Grand Touring REV-XS. | | |
| LinQ OIL CADDY – 1 GALLON | REV Gen4, XS, XM, XR, XP, XU with LinQ Adaptor Plate (860200945) | 860202445 | \$119.99 |
|  | <ul style="list-style-type: none"> • 1 US gallon (3.78 liter) capacity. • Can be used in position 1 or 2. • Can be used on top of LinQ Stackable Fuel Caddy. • Doesn't fit Grand Touring REV-XS. • Requires LinQ Cargo Base Kit (860201806) for installation on REV Gen4 16" tunnels (2021 and prior), 2021 Skandic Sport and stackable LinQ accessories. • Requires LinQ Cargo Base Kit (860202482) for installation on REV Gen4 20" & 24" tunnels (2022 and prior), except Skandic Sport. | | |
| LinQ STACKABLE FUEL CADDY – 4 GALLONS | REV Gen4, XU Expedition & Skandic with Adaptor Plate 860200945, (XS, XM, XR, XU Tundra) with Shim Kit 860201432 | 860202246 | \$204.99 |
|  | <ul style="list-style-type: none"> • Quick, easy and secure installation with LinQ system. • No-Spill spout for easy use. • 3.7 US gallon (14 liter) capacity. • Single LinQ tunnel bag or LinQ oil caddy stacks on top for more storage. • Meets the new latest Flame Mitigation Device (FMD) standard. • Cannot be used with Luggage Rack Reinforcement Plates (860200798). • Requires LinQ Cargo Base Kit (860201806) for installation on REV Gen4 16" tunnels (2021 and prior) and 2021 Skandic Sport. • Requires LinQ Cargo Base Kit (860202482) for installation on REV Gen4 20" & 24" tunnels (2022 and prior), except Skandic Sport. | | |
| LinQ FUEL CADDY – 3 GALLONS | REV Gen4, XS, XM, XR, XP, XU with LinQ Adaptor Plate (860200945) | 860202247 | \$139.99 |
|  | <ul style="list-style-type: none"> • Quick, easy and secure installation with LinQ system. • No-Spill spout for easy use. • 3 US gallon (11 L) capacity. • Meets the new latest Flame Mitigation Device (FMD) standard. • Doesn't fit Grand Touring REV-XS. • Cannot be used with Luggage Rack Reinforcement Plates (860200798). • Requires LinQ Cargo Base Kit (860201806) for installation on REV Gen4 16" tunnels (2021 and prior) and 2021 Skandic Sport. • Requires LinQ Cargo Base Kit (860202482) for installation on REV Gen4 20" & 24" tunnels (2022 and prior), except Skandic Sport. | | |

STORAGE

| | | | |
|---|--|------------------|-----------------|
| LinQ DEEP SNOW PRO BAG – 30 L | REV Gen4, XU Expedition & Skandic with Adaptor Plate 860200945, (XS, XM, XR, XU Tundra) with Shim Kit 860201432 | 860202456 | \$254.99 |
|  | <ul style="list-style-type: none"> • Watertight (with TiZip)—our highest level of waterproofing. • Lightweight—uses one set of LinQ fasteners. • Fits position 1, 2 and on top of LinQ Stackable Fuel Caddy. • Expandable 9 to 30 liter (2–6 US gallon, 550–1,831 cu in) capacity. • Improved Shovel Holder System. • Requires LinQ Cargo Base Kit (860201806) for installation on REV Gen4 16" tunnels (2021 and prior), 2021 Skandic Sport and stackable LinQ accessories. • Requires LinQ Cargo Base Kit (860202482) for installation on REV Gen4 20" & 24" tunnels (2022 and prior), except Skandic Sport. | | |
| NEW LinQ DEEP SNOW PRO BAG COVER LID | Fits on Deep Snow Pro Bag and LinQ Trail Pro Bag | 860202132 | \$89.99 |
|  | <ul style="list-style-type: none"> • Replacement cover for Deep Snow Pro Bag. • Improved Shovel Holder System on lid. • Mesh pocket under the lid for easy, quick access to smaller items. | | |

*While supplies last.

STORAGE

| | | | |
|---|---|--|----------|
| SEAT STORAGE BOX – 6 L | REV Gen4 (Narrow) | 860202028 | \$129.99 |
|  | <ul style="list-style-type: none"> • Low profile integrated storage box utilizing the battery area. • Added storage capacity of 1.5 L (0.4 US gallons, 916 cu in) with battery and 6 L for a vehicle without the battery. • Same height as battery cover. | <ul style="list-style-type: none"> • Rainproof liner included. • Works with Deluxe Tool Kit (860202029) (not included). • Allows use of LinQ tunnel accessories. • Does not work with 1 + 1 seat. | |
| LinQ SLIM WATERPROOF TUNNEL BAG – 26 L | REV Gen4 137" and longer | 860202451 | \$299.99 |
|  | <ul style="list-style-type: none"> • Rigid bottom and top design. • Allows storage of removable snow flap. • Waterproof inner roll top. • Shovel can be stored while assembled on top of the bag. • 16 to 26 liter (4.2 to 6.9 US gallon, 976 to 1,587 cu in) capacity. • Fit on the tunnel in positions 1 & 2 and 2 & 3. | <ul style="list-style-type: none"> • Requires LinQ Cargo Base Kits (2x) (860201806) for installation on REV Gen4 16" tunnels (2021 and prior) and 2021 Skandic Sport. • Requires LinQ Cargo Base Kit (1x) (860201806) for installation on 2022 Skandic Sport. • Requires LinQ Cargo Base Kits (2x) (860202482) for installation on REV Gen4 20" & 24" tunnels (2022 and prior), except Skandic Sport. | |
| SLIM TUNNEL BAG WITH SOFT STRAPS – 15 L | 137" and longer with 1-up or 2-up seats | 860202440 | \$154.99 |
|  | <ul style="list-style-type: none"> • Low profile, positioned flat on tunnel, for convenient out-of-the-way storage. • Easy access full wrap-around zipper. • Top mount shovel pocket. • 15 liter (4 US gallon, 915 cu in) capacity. | <ul style="list-style-type: none"> • Requires LinQ Cargo Base Kits (2x) (860201806) for installation on REV Gen4 16" tunnels (2021 and prior) and 2021 Skandic Sport. • Requires LinQ Cargo Base Kit (1x) (860201806) for installation on 2022 Skandic Sport. • Requires LinQ Cargo Base Kits (2x) (860202482) for installation on REV Gen4 20" & 24" tunnels (2022 and prior), except Skandic Sport. | |
| SHOVEL WITH SAW HANDLE | | 860201919 | \$99.99 |
|  | <ul style="list-style-type: none"> • Design with better cutting edge. • Features integrated saw handle. • Blade flips 90° to pull snow away. • Can be dismantled for easy storage. | | |
| SAW & HANDLE REPLACEMENT FOR SHOVEL | | 520002004 | \$45.99 |
|  | <ul style="list-style-type: none"> • D-shaped handle. | | |
| 2.8 M AVALANCHE PROBE | | 520000408 | \$114.99 |
|  | <ul style="list-style-type: none"> • Lightweight, durable and strong ½ inch (12 mm) aluminum tubing construction. • 7-16" (40 cm) color-coded sections. • Weight: 13 oz (370 g). | | |
| NEW SKI-DOO PULLING STRAP | | 860202195 | \$29.99 |
|  | <ul style="list-style-type: none"> • Save your back and get unstuck the easy way. • Lightweight, compact, affordable. • Extremely robust material. • Available in yellow only. 2 per pack. | | |

| | | | |
|---|--|--------------------------|-----------------|
| LinQ DEEP SNOW SEAT BAG – 5 L | REV Gen4 Summit & Freeride (without battery) | 860201274 | \$124.99 |
|  | <ul style="list-style-type: none"> • 5 liter (1.3 US gallon, 305 cu in) capacity. • Improved design with greater capacity than the LinQ Seat Bag (860201355). • Thermoformed hard plastic base. | | |
| EXTREME SEAT BAG – 5 L | REV-XM, XP, XU Tundra Xtreme | 860200745 | \$89.99 |
|  | <ul style="list-style-type: none"> • A must for extreme deep snow riding. • Low profile bag lets you add storage without getting in the way of your riding needs. • Fully integrated and allows for the REV-XM seat to easily clip on/off in seconds without taking away any tunnel space. | | |
| NEW LinQ SNOWBOARD/SKI RACK | REV Gen4 16", 146" and longer Fits short tunnel | 860202191 | \$429.99 |
|  | <ul style="list-style-type: none"> • Newly redesigned—simpler, quicker and easier way to attach skis or snowboards. • Fits 1 snowboard or 1 pair of skis and poles. • Easy to adjust from skis to boards or back in seconds. • Fits all sizes of skis, snowboards and snowsurfs. • Easy release straps can be operated with gloves on. • Rubber cushions protect edges and hold ski poles securely without damage. • Non-intrusive positioning. | | |
| NEW LinQ SNOWBOARD/SKI RACK REINFORCEMENT KIT | Fits with LinQ Snowboard/Ski Rack (860202191) except Renegade X-RS, Grand Touring, MXZ, Expedition Sport and Tundra LT | 860202385 | \$49.99 |
|  | <ul style="list-style-type: none"> • Use to install the LinQ Snowboard/Ski Rack with the stock rear bumper. • Adds strength and support to the tunnel. | | |
| PROTECTIVE DECAL FOR LinQ SNOWBOARD/SKI RACK <i>[Not illustrated]</i> | | 516006982 | \$9.09 |
| RISER BLOCK BAG | REV Gen4 with 235 mm riser, XP Summit, XU Tundra, Skandic, XM (for risers 175 mm and up) | 860201564 • Long | \$109.99 |
| | REV Gen4 with 165 mm riser and longer, REV-XM, XP, XR, XU Tundra | 860201550 • Short | \$99.99 |
|  | <ul style="list-style-type: none"> • Innovative 2-pocket carry bag for secure storage around the steering riser block. • 3W heated insulated pocket design reduces the chance of water bottles freezing and increases the battery life of small electronic equipment. • Includes RCA adaptor kit. | | |
| OIL SUPPORT CADDY/GOGGLE BAG | REV-XM, XS | 860200614 | \$49.99 |
|  | <ul style="list-style-type: none"> • Multi-purpose bag. • Allows you to easily access and carry an extra liter of XPS oil or a spare set of goggles. • Installs conveniently on top of the CVT cooling system. • Models without E-TEC engine need the Acoustic Plate (512060847). | | |

STORAGE

| | | | |
|---|---|---|-----------------|
| GOGGLE DRYING BAG | REV Gen4 (Narrow) | 860201691 | \$37.99 |
|  | <ul style="list-style-type: none"> • Designed specifically for a spare set of goggles. • Under hood heat clears and dries wet fogged goggles. • Protects goggles during the ride. | | |
| NEW LinQ MODULAR CARGO BOX | REV Gen4 | 715005494 • 10 liters (2.6 gallons) | \$119.99 |
|  | <ul style="list-style-type: none"> • Modular LinQ cargo box with 10 liter (2.6 US gallon) capacity. • Single LinQ tunnel bag stacks on top for more storage. • Heavy duty construction for durability. • Weather resistant sealed lid. <ul style="list-style-type: none"> • Requires LinQ Cargo Base Kit (860201806) for installation on REV Gen4 16" tunnels (2021 and prior), 2021 Skandic Sport and stackable LinQ accessories. • Requires LinQ Cargo Base Kit (860202482) for installation on REV Gen4 20" & 24" tunnels (2022 and prior), except Skandic Sport. | | |
| COMBO BAG – 30 L | REV Gen4 (Wide) Renegade (except Renegade Sport) | 860201821 | \$224.99 |
|  | <ul style="list-style-type: none"> • Works with Comfort Seat (REV Gen4 (Wide)). • 30 liter (6 US gallon, 1,831 cu in) capacity. • Provides additional storage while not using any tunnel space. • LinQ tunnel accessories compatible. <ul style="list-style-type: none"> • Multiple compartments with easy access. • Thermoformed hard plastic base, semi-rigid top and sides. • Waterproof inner lining. | | |
| SR50 UTILITY BAG – 50 L | REV Gen4 (Wide) 20" & 24" | 860201939 | \$389.99 |
|  | <ul style="list-style-type: none"> • Replaces passenger seat in seconds for additional storage. • Quick release straps to easily access storage underneath. • Waterproof to keep your cargo dry. • 50 liter (11 US gallon, 3,052 cu in) capacity. • Works with the 135-liter LinQ Utility Cargo Bag (860201781). | | |
| COMBO BAG – 31 L | REV Gen4 (Narrow) (MXZ, Backcountry and Renegade) | 860201475 | \$219.99 |
|  | <ul style="list-style-type: none"> • 31 liter (8.2 US gallon, 1,892 cu in) capacity. • Multiple compartments with easy access. • Thermoformed hard plastic base, semi-rigid top and sides. • Vehicles with pull start require the Battery Cover (860201407). | | |
| LinQ DRY BAG – 40 L | REV Gen4, XU with LinQ Adaptor Plate (860200945) | 715008110 | \$199.99 |
|  | <ul style="list-style-type: none"> • Fully waterproof roll-top design secures gear tightly. • 40 liter (10.6 US gallons, 2,441 cu in) of adjustable capacity. • Heavy-duty rigid plastic base. • Foam lined bottom for additional protection. • Integrated handle for easy transportation on/off the vehicle. <ul style="list-style-type: none"> • Requires LinQ Cargo Base Kit (860201806) for installation on REV Gen4 16" tunnels (2021 and prior), 2021 Skandic Sport and stackable LinQ accessories. • Requires LinQ Cargo Base Kit (860202482) for installation on REV Gen4 20" & 24" tunnels (2022 and prior), except Skandic Sport. | | |
| TUNNEL BACKPACK WITH LinQ SOFT STRAP – 28 L | 137" and longer | 860200939 • Black 860200940 • Orange | \$164.99 |
|  | <ul style="list-style-type: none"> • Includes a compartment for the Ski-Doo Shovel (860201919) and 2.8 m Avalanche Probe (520000408) (not included). • Quick-disconnect system instantly transforms the bag into a backpack. • 28 liter (7.4 US gallon, 1709 cu in) capacity. <ul style="list-style-type: none"> • Requires LinQ Cargo Base Kits (2x) (860201806) for installation on REV Gen4 16" tunnels (2021 and prior) and 2021 Skandic Sport. • Requires LinQ Cargo Base Kit (1x) (860201806) for installation on 2022 Skandic Sport. • Requires LinQ Cargo Base Kits (2x) (860202482) for installation on REV Gen4 20" & 24" tunnels (2022 and prior), except Skandic Sport. | | |

| | | | |
|---|---|--|-----------------|
| LinQ ADVENTURE TUNNEL BAG – 40 L | REV Gen4 137" and longer | 860202444 | \$269.99 |
|  | <ul style="list-style-type: none"> • 40 liter (10.6 US gallon, 2,441 cu in) capacity. • Thermoformed hard base and semi-rigid sides and top. • Cover can be removed for easier access. • Multiple compartments, separators and fixation points for hooks or bungee cords. • Inside goggle soft pocket. | <ul style="list-style-type: none"> • Requires LinQ Cargo Base Kits (2x) [860201806] for installation on REV Gen4 16" tunnels (2021 and prior) and 2021 Skandic Sport. • Requires LinQ Cargo Base Kit (1x) [860201806] for installation on 2022 Skandic Sport. • Requires LinQ Cargo Base Kits (2x) [860202482] for installation on REV Gen4 20" & 24" tunnels (2022 and prior), except Skandic Sport. | |
| LinQ THERMAL BOX – 16 L | REV Gen4 (except Grand Touring) | 219400964 | \$314.99 |
|  | <ul style="list-style-type: none"> • Rotomolded design with 16 liter (4.2 US gallon, 976 cu in) capacity. • High quality foam insulation for optimal performance hot or cold. • Does not fit with 1+1 backrest. | <ul style="list-style-type: none"> • Requires LinQ Cargo Base Kit [860201806] for installation on REV Gen4 16" tunnels (2021 and prior) and 2021 Skandic Sport. • Requires LinQ Cargo Base Kit [860202482] for installation on REV Gen4 20" & 24" tunnels (2022 and prior), except Skandic Sport. | |
| LinQ ADVENTURE CARGO BOX – 90 L | REV Gen4, XM, 146" and up | 860202448 | \$429.99 |
|  | <ul style="list-style-type: none"> • Extra large 90 liter (24 US gallon, 1,465 cu in) capacity. • Uses 16" LinQ mounts in position 1 and 2. • Easy on and off. • 2 LinQ anchors can be added on lid of box to install 16" LinQ accessories or additional storage. • Rugged and tough rotomolded plastic construction. • Not compatible with short tunnel. | <ul style="list-style-type: none"> • Requires LinQ Cargo Base Kits (2x) [860201806] for installation on REV Gen4 16" tunnels (2021 and prior) and 2021 Skandic Sport. • Requires LinQ Cargo Base Kit (1x) [860201806] for installation on 2022 Skandic Sport. • Requires LinQ Cargo Base Kits (2x) [860202482] for installation on REV Gen4 20" & 24" tunnels (2022 and prior), except Skandic Sport. | |
| LinQ CARGO BOX – 62 L | REV Gen4 137" and up | 860202446 | \$329.99 |
|  | <ul style="list-style-type: none"> • Standard on Grand Touring Limited model. • Optional LinQ mounts can be added on top for even more capacity. • 62 liter (16.3 gallon, 3,765 cu in) capacity. | <ul style="list-style-type: none"> • Requires LinQ Cargo Base Kits (2x) [860201806] for installation on REV Gen4 16" tunnels (2021 and prior) and 2021 Skandic Sport. • Requires LinQ Cargo Base Kit (1x) [860201806] for installation on 2022 Skandic Sport. • Requires LinQ Cargo Base Kits (2x) [860202482] for installation on REV Gen4 20" & 24" tunnels (2022 and prior), except Skandic Sport. | |
| LinQ CARGO BOX BAG – 62 L | Fits with LinQ Cargo Box [860202446] | 860201635 | \$109.99 |
|  | <ul style="list-style-type: none"> • Easy to take everything with you on arrival. • 62 liter (16.3 gallon, 3,765 cu in) capacity. | | |
| LinQ CARGO BOX TOP COVER | Fits with LinQ Cargo Box [860202446] | 860201808 • Silver 860201768 • Black | \$99.99 |
|  | <ul style="list-style-type: none"> • Matches the color of the vehicle perfectly. | | |
| LinQ CARGO BOX – 40 L | Fits 137" and longer (except XU Tundra [Sport and LT]) | 860202442 | \$389.99 |
|  | <ul style="list-style-type: none"> • Rigid molded plastic construction with integrated design. • Provides dry, safe storage. • 40 liter (11 US gallon, 2,441 cu in) capacity. | <ul style="list-style-type: none"> • Requires LinQ Cargo Base Kits (2x) [860201806] for installation on REV Gen4 16" tunnels (2021 and prior) and 2021 Skandic Sport. • Requires LinQ Cargo Base Kit (1x) [860201806] for installation on 2022 Skandic Sport. • Requires LinQ Cargo Base Kits (2x) [860202482] for installation on REV Gen4 20" & 24" tunnels (2022 and prior), except Skandic Sport. | |
| CARGO BAG – 80 L | REV Gen4, XM, XP, XU, Backcountry, Freeride, Renegade, Summit, Tundra, 137" and up | 860200801 | \$184.99 |
|  | <ul style="list-style-type: none"> • Rugged all-purpose utility design. • Sealed PVC construction. • 80 liter (21 US gallon, 4,882 cu in) capacity. | <ul style="list-style-type: none"> • Integrated attachment system. • Includes rain cover for added resistance to the elements. • Can also double as travel/duffle bag. | |

STORAGE

LinQ RETROFIT KIT FOR CARGO BAG

(Not illustrated)

860200941

\$22.49

- 4 straps to adapt the Cargo Bag (860200801) to LinQ system.
- LinQ Cargo Base Kit (2x) (860201806) not included but required to mount the bag on the tunnel.

NEW LinQ TRAIL PRO BAG – 30 L

REV Gen4, XU Expedition & Skandic with Adaptor Plate (860200945), [XS, XM, XR, XU Tundra] with Shim Kit (860201432)

860201986

\$254.99



- Premium bag with our highest level of waterproofing.
- Watertight zipper (TiZip).
- Map holder & quick access storage compartment on lid.
- Mesh pocket under the lid for easy, quick access to smaller items.
- Brightly colored interior makes locating items easier.
- Lightweight and mounts securely using one set of LinQ anchors.
- Expandable 9 to 30 L (2–6 US gallon, 550–1,831 cu in) capacity.
- Requires LinQ Cargo Base Kit (860201806) for installation on REV Gen4 16" tunnels (2021 and prior), 2021 Skandic Sport and stackable LinQ accessories.
- Requires LinQ Cargo Base Kit (860202482) for installation on REV Gen4 20" & 24" tunnels (2022 and prior), except Skandic Sport.

NEW TRAIL PRO BAG COVER LID

Fits on Deep Snow Pro Bag and LinQ Trail Pro Bag

860202383

\$89.99



- Replacement cover for Trail Pro Bag.
- Map holder & quick access storage compartment on lid.
- Mesh pocket under the lid for easy, quick access to smaller items.

LinQ SR 21 TUNNEL BAG – 21 L

REV Gen4

860202449

\$189.99



- Semi-rigid expandable LinQ tunnel bag.
- 21 liter (5.5 US gallon, 1,282 cu in) capacity.
- Can be installed on top of LinQ Stackable Fuel Caddy or behind seat.
- Easy one-second on/off tool-less system.
- Requires LinQ Cargo Base Kit (860201806) for installation on REV Gen4 16" tunnels (2021 and prior), 2021 Skandic Sport and stackable LinQ accessories.
- Requires LinQ Cargo Base Kit (860202482) for installation on REV Gen4 20" & 24" tunnels (2022 and prior), except Skandic Sport.

LinQ SPORT BAG – 17 L

REV Gen4, XM, XS, XP, XR (except GTX, Grand Touring)

860202447

\$174.99



- 17 liter (4.5 US gallon, 1,037 cu in) capacity.
- Rigid bottom, semi-rigid top.
- Does not fit on REV-XU Tundra with a rack.
- Requires LinQ Cargo Base Kit (860201806) for installation on REV Gen4 16" tunnels (2021 and prior), 2021 Skandic Sport and stackable LinQ accessories.
- Requires LinQ Cargo Base Kit (860202482) for installation on REV Gen4 20" & 24" tunnels (2022 and prior), except Skandic Sport.

LinQ TRAIL SEAT BAG – 11 L

REV Gen4 (Narrow) MXZ, Backcountry & Renegade

860201275

\$144.99



- 11 liter (2.9 US gallon, 671 cu in) capacity.
- Thermoformed hard plastic base, semi-rigid sides and top.
- Vehicles with pull start require the Battery Cover (860201407).

LinQ SEAT BAG – 4 L

REV Gen4 (Narrow)

860201355

\$124.99



- Integrated storage that stays out-of-the-way.
- 4 liter (1 US gallon, 244 cu in) capacity.
- Easy on/off.
- Can be used with tunnel bags or fuel caddies.
- Vehicles with pull start require the Battery Cover (860201407).
- Thermoformed hard plastic base.

HANDLEBAR BAG – 2 L

REV Gen4 without mountain strap

860201565

\$109.99



- 2.3 liter (0.6 US gallon, 122 cu in) capacity.
- Semi-rigid construction.
- Mounted sturdily with clamp setup.
- Can be removed easily with vehicle's tool.
- Inside soft liner.
- Water-resistant.
- Thermoformed hard plastic base.
- Features a pocket to separate items.

| | | | |
|---|---|---|-----------------|
| LinQ TOOL BOX – 19 L | REV Gen4, XU Xtreme, XU Expedition and XU Skandic with LinQ Adaptor Plate (860200945). | 715008111 | \$149.99 |
|  | <ul style="list-style-type: none"> • 19 liter [5 US gallon, 1,160 cu in] capacity. • Weather-resistant design features a sealed cover. | <ul style="list-style-type: none"> • Requires LinQ Cargo Base Kit (860201806) for installation on REV Gen4 16" tunnels (2021 and prior) and 2021 Skandic Sport. • Requires LinQ Cargo Base Kit (860202482) for installation on REV Gen4 20" & 24" tunnels (2022 and prior), except Skandic Sport. | |
| LinQ SADDLEBAGS – 26 L | REV Gen4 16", XP, XR, XM, XS [except Grand Touring, GTX & MXZ X-RS] | 860200624 | \$279.99 |
|  | <ul style="list-style-type: none"> • Premium semi-rigid saddlebags using the LinQ mounting system. • Easy attach and remove. • Can be used in conjunction with additional LinQ mounted accessories at the same time. • 26 liter [6.9 US gallon, 1,587 cu in] capacity, [2 x 13 L [2 x 3.45 US gallons]]. | <ul style="list-style-type: none"> • LinQ Cargo Base Kit not included (860201806). • LinQ Fastener included (715001707). | |
| COMBO BAG – 45 L | REV-XP, XR, XS | 860200623 | \$139.99 |
|  | <ul style="list-style-type: none"> • Uses easy on/off clip system. • No need to remove seat. • Multiple pockets. • 45 liter [11.9 US gallon, 2,746 cu in] capacity. | | |
| TUNNEL BAG – 40 L | REV-XP, XR, XS, XM, XU Tundra | 860200824 | \$149.99 |
|  | <ul style="list-style-type: none"> • Includes a compartment for the Ski-Doo Shovel (860201919) (not included). • Chassis premarked for easier installation of bag on tunnel. • 40 liter [10.6 US gallon, 2,441 cu in] capacity. • Extension provides more cargo space when required. | | |
| TUNNEL BAG – 25 L | REV-XP, XR, XM, XS, XU | 860200826 | \$109.99 |
|  | <ul style="list-style-type: none"> • Uses our cleat and bag retaining system (Patent USD607,313). • Innovative thermoformed tunnel bag, designed for a slick look and rigid structure. • Chassis premarked for easier installation of bag on tunnel. • 25 liter [6.6 US gallon, 1,526 cu in] capacity. | | |
| MODULAR TUNNEL BAG EXTENSION – 38 L | REV-XR GTX & Grand Touring, REV-XS Grand Touring | 860200173 | \$154.99 |
|  | <ul style="list-style-type: none"> • Versatile multi-configuration bag. • Use alone, with or without Fuel Caddy, or with Semi-Rigid Tunnel Bag (860200174). • Installs horizontally or vertically and removes easily. • 38 liter [10 US gallon, 2,319 cu in] capacity. | | |
| LinQ UTILITY CARGO BOX – 135 L | REV Gen4 20" & 24" | 860201781 | \$539.99 |
|  | <ul style="list-style-type: none"> • Massive 135 liter [36 US gallon, 8,238 cu in] capacity. • 4 LinQ anchors (860201806) can be added on lid of box to install 16" LinQ accessories or additional storage. • Slots molded in for plywood dividers. • Rugged and tough rotomolded plastic construction. • Integrated axe and saw holders. • Removable/lockable lid. | <ul style="list-style-type: none"> • Dedicated hooks for bungee cords or elastic net to expand storage capacity on top of the box. • 4 fixation hook points to secure cargo in the box and 4 molded handle features for ease of transportation. • Multi LinQ Plate Retrofit Kit (860202133) required for REV Gen4 Skandic Sport. | |
| EXTRA LARGE XU BAG – 150 L | REV-XU Skandic, XU Expedition | 860201179 | \$299.99 |
|  | <ul style="list-style-type: none"> • Extra large 150 liter [40 US gallon, 9,154 cu in] capacity bag shaped to fit utility model racks. • Weather-resistant polyester, includes compartment organizer. | | |

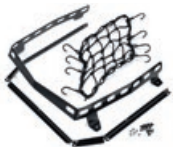
STORAGE

| | | | |
|-------------------------|--|------------------|-----------------|
| CARGO BOX – 75 L | REV-XU Skandic WT, SWT, Expedition SE, LE, Xtreme MY19 and prior | 860200395 | \$274.99 |
|-------------------------|--|------------------|-----------------|



- 75 liter (19.8 US gallon, 4,577 cu in) capacity.
- Made of durable polyethylene.
- Provides additional secure storage.
- Convenient flip top provides easy access to stored goods.
- Standard on SE 2019 and prior models.

| | | | |
|---------------------------------------|--|------------------|-----------------|
| RACK AND NET KIT FOR CARGO BOX | | 860201025 | \$139.99 |
|---------------------------------------|--|------------------|-----------------|



- Rack to carry additional items on top of Cargo Box.
- Net to better secure items inside Cargo Box (860200395).

| | | | |
|--------------------------------|-------------------------------|------------------|-----------------|
| CENTER CARGO BOX – 20 L | REV-XU Skandic and Expedition | 860200732 | \$294.99 |
|--------------------------------|-------------------------------|------------------|-----------------|



- 20 liter (5.28 US gallon, 1,221 cu in) capacity.
- Easily interchangeable with passenger seat.
- Provides additional storage space.
- Can be padlocked.
- Can be installed in conjunction with Cargo Box (860200395).

| | | | |
|-------------------------------|-------------------------------|------------------|----------------|
| UNDER-SEAT STORAGE BAG | REV-XU Skandic and Expedition | 860201063 | \$74.99 |
|-------------------------------|-------------------------------|------------------|----------------|



- Padded bag protects your items and makes them easy to transport.

STORAGE ACCESSORIES

| | | | |
|-----------------------|------------|------------------|-----------------|
| TANK BAG – 5 L | REV-XM, XS | 860200974 | \$104.99 |
|-----------------------|------------|------------------|-----------------|



- Low profile bag.
- Easy-to-view map pocket.
- Access fuel cap without removal.
- Ready for 3W Heater for Bags (515176786) (not included).
- 5 liter (1.32 US gallon, 305 cu in) capacity.

| | | | |
|------------------------------|------------|------------------|-----------------|
| HEATED TANK BAG – 2 L | REV-XR, XU | 860201127 | \$104.99 |
|------------------------------|------------|------------------|-----------------|



- Easy-access bag with full-length zipper.
- Map pocket.
- Access gas cap without removing bag.
- 3W heated, insulated pocket for battery-powered electronics, e.g., cell, GPS.
- Access to the 12V plug-in port.
- 2.4 liter (0.6 US gallon, 122 cu in) capacity.
- Includes RCA adaptor plug kit.
- Requires Heated Visor Kit (860201234) (not included but required for installation).

| | | | |
|---------------------------|--|------------------|----------------|
| 3W HEATER FOR BAGS | | 515176786 | \$21.99 |
|---------------------------|--|------------------|----------------|



- Replacement or additional heater for heated bags.

| | | | |
|---|--|------------------|-----------------|
| DASHBOARD BAG – 2 L | REV-XR, XU | 860201177 | \$49.99 |
| | REV-XP | 860201176 | \$49.99 |
|  <ul style="list-style-type: none"> • Easy-access bag designed to provide extra storage. • 2 liter (0.5 US gallon, 116 cu in) capacity. | | | |
| BATTERY COVER | REV Gen4 16" without battery ¹ | 860201720 | \$45.99 |
| | REV Gen4 16" with battery ² | 511001210 | \$25.99 |
|  <ul style="list-style-type: none"> • Stock on REV Gen4 (Wide). • ¹Support bracket and plastic cover included. • ²Plastic cover included. <ul style="list-style-type: none"> • Required when installing Comfort Seat (860201551, 860201633) on REV Gen4 (Narrow). | | | |
| BATTERY COVER | REV Gen4 16" (Narrow) without battery ¹ | 860201407 | \$45.99 |
| | REV Gen4 16" with battery ² | 511001053 | \$28.99 |
|  <ul style="list-style-type: none"> • Use in conjunction with LinQ Seat Bag (860201355), LinQ Trail Seat Bag (860201275), LinQ Combo Bag (860201475) or LinQ 1 + 1 Seat System (860201268) on models without a battery. • Stock on REV Gen4 (Narrow) with battery. <ul style="list-style-type: none"> • ¹Support bracket and plastic cover included. • ²Plastic cover included. | | | |
| LOW PROFILE BATTERY COMPARTMENT COVER | REV Gen4 16" without battery | 860201505 | \$31.99 |
| |  <ul style="list-style-type: none"> • Required for REV Gen4 sleds without battery for LinQ Deep Snow Seat Bag (860201274) and for improved aesthetics. | | |
| NEW GLOVEBOX FOR ONE-PIECE LIGHTWEIGHT HOOD | REV Gen4 Summit and Freeride with one-piece lightweight hood | 860202193 | \$159.99 |
|  <ul style="list-style-type: none"> • Adds storage to one-piece lightweight hoods. • Provides an additional 4.6 liter (1.2 gallon, 280 cu in) capacity. • Approximately 2 water bottles or 2 pairs of goggles. • Easy access for smaller items. <ul style="list-style-type: none"> • Bright yellow interior to find objects easier. • Water resistant. • Includes new mount to reposition the factory gauge. • Works with a windshield or deflector. | | | |
| GLOVEBOX EXTENSION / CELL PHONE HOLDER | REV Gen4 | 860202072 | \$199.99 |
| |  <ul style="list-style-type: none"> • Doubles the storage with additional 3.5 liter (0.9 US gallon, 211 cu in) capacity (includes Glovebox Extension (517305966)). • Can be used with or without windshield. • Door allows for perfect positioning and mounting of a cell phone. • Cell Phone heater included. <ul style="list-style-type: none"> • Requires 12V Outlet (860201261). For screen size up to 6.4" (16.26 cm) x 3.3" (8.38 cm). • Fits all cell phones with a screen of 6.4" and smaller. • Works with capacitive and resistive touch screen technology. • Not compatible with Lightweight Hood. • Does not include cell phone. | | |
| GLOVEBOX EXTENSION / GPS SUPPORT | REV Gen4 | 860201249 | \$109.99 |
| |  <ul style="list-style-type: none"> • Doubles the storage with additional 4 liter (1 US gallon, 244 cu in) capacity. • Can be used with or without windshield. • GPS sold separately. • Door allows for perfect positioning and mounting of GPS. • Replaces stock storage compartment cover. <ul style="list-style-type: none"> • Not compatible with Lightweight Hood. | | |

STORAGE ACCESSORIES

GLOVEBOX REPLACEMENT DOOR /
CELL PHONE HOLDER*(Not illustrated)*

Fits with Glovebox Extension [860201249]

860202169

\$149.99

- Replacement door to update Glovebox Extension with a cell phone holder.
- Door allows for perfect positioning and mounting of a cell phone.
- Cell phone heater included.

- Requires 12V Outlet Plug [860201261].
- For screen size up to 6.4" (16.26 cm) x 3.3" (8.38 cm).
- Works with capacitive and resistive touch screen technology.

GLOVEBOX EXTENSION

REV-XM, XS

860200707

\$89.99



- Increases storage capacity by 50%.
- Replaces stock storage compartment cover.
- Face door allows for perfect positioning and mounting of GPS.
- GPS sold separately.
- 2 liter (0.5 US gallon, 122 cu in) capacity.

GLOVEBOX LINER

REV-XM, XS 2014 and up

860201084

\$49.99



- Padded inner liner protects items.
- Design seals against snow intrusion.
- Glovebox Extension compatible.

- Can be used with 3W Heater for Bags [515176786] (not included).

GLOVEBOX LINER

REV Gen4

860201270

\$50.99



- Thermoformed liner has a soft finish interior.
- Features one pocket to separate items.

- Not compatible with One-Piece G4 Lightweight Hood [860202087].

LinQ ACCESSORIES AND REPLACEMENT PARTS FOR LinQ STORAGE ACCESSORIES

MULTI LinQ PLATE RETROFIT KIT

Skandic Sport

860202133

\$204.99



- Retrofit to add Multi LinQ Plate on Skandic Sport.
- Allows more LinQ configurations on the tunnel.
- Includes rear double light.

NEW LinQ LOCK

860201968 • Pack of 1

\$49.99

860202478 • Pack of 2

\$89.99



- Simple way to lock most LinQ accessories in place.
- Retrofits most LinQ accessories.
- Lock cover prevents snow and ice build-up.
- Not compatible with Tool Holder or Working Light.
- Comes with two keys.

LinQ FASTENER

715001707

\$22.99



- Works with LinQ Snowboard/Ski Rack [860201255/860201222/860202191] and LinQ Saddlebags [860200624].
- Tool-less installation and removal.
- Sold in pairs.

| | | | |
|---|---|---|----------------|
| LinQ CARGO BASE KIT | | 860201806 | \$24.99 |
|  | <ul style="list-style-type: none"> • Unique mounting fastener usable on any LinQ System accessory. • Includes: 2 Cargo LinQ bases and hardware. | | |
| NEW LinQ CARGO BASE KIT | REV Gen4 (Wide) 20" & 24" equipped with the Multi LinQ Plate | 860202482 | \$24.99 |
|  | <ul style="list-style-type: none"> • Unique mounting fastener usable on any LinQ System accessory. • Includes: 2 Cargo LinQ bases and hardware for Multi LinQ Plate (860202133). | | |
| LinQ CARGO BASE RETROFIT KIT | REV Gen4 (Wide) 20" & 24" equipped with the Multi LinQ Plate | 860201812 | \$9.99 |
|  | <ul style="list-style-type: none"> • Hardware to fit LinQ Cargo Base Kit on 20" and 24" tunnels with Multi LinQ Plate Retrofit Kit (860202133). | | |
| LinQ PROTECTIVE DECAL KIT | REV Gen4 | 516007627 | \$5.79 |
|  | <ul style="list-style-type: none"> • Durable Lexan† decals to protect your tunnel. • 2 decals included. | | |
| LinQ PROTECTIVE DECAL KIT | REV-XS, XM, XP, XU Tundra | 860200767 | \$11.99 |
|  | <ul style="list-style-type: none"> • Replacement item on model years 2013 and up, but required for using the LinQ accessories on model years 2012 and prior. • 2 decals included. | | |
| RUBBER LATCH SERVICE KIT FOR LinQ TUNNEL ACCESSORIES <i>(Not illustrated)</i> | LinQ Tunnel Bags and LinQ Fuel and Oil Caddies. | 860201057 | \$17.99 |
| LinQ REPAIR KIT T-LOCK ALUMINUM <i>(Not illustrated)</i> | <ul style="list-style-type: none"> • Replaces LinQ mechanism. • Includes lever, T-lock and hardware. | 860201753 • Left Side 860201754 • Right Side | \$35.99 |
| LinQ REPAIR KIT T-LOCK PLASTIC <i>(Not illustrated)</i> | <ul style="list-style-type: none"> • Replaces LinQ mechanism. • Includes lever, T-lock and hardware. | 860201137 • Left Side 860201138 • Right Side | \$15.49 |

LINQ ACCESSORIES AND REPLACEMENT PARTS FOR LINQ STORAGE ACCESSORIES

| | | | |
|-----------------------------------|---------------------------|------------------|----------------|
| SHIMS FOR LinQ ACCESSORIES | REV-XS, XM, XP, XU Tundra | 860201432 | \$52.99 |
|-----------------------------------|---------------------------|------------------|----------------|



- Required to fit LinQ accessories on REV-XS, XM, XP and XU Tundra.
- See last column of the chart on page 79 for accessories that require shims.
- Does not fit 120" models.

| | | | |
|---------------------------|-------------------------------|------------------|----------------|
| LinQ ADAPTOR PLATE | REV-XU Expedition, XU Skandic | 860200945 | \$65.99 |
|---------------------------|-------------------------------|------------------|----------------|



- Allows installation of LinQ Cargo Base [860201806] on embossed REV-XU tunnels.

SLEIGH, RACKS & HOLDERS

RACKS

| | | | |
|--------------------|---|------------------|-----------------|
| LinQ SLEIGH | Fits on vehicles equipped with Tongue Hitch | 860201938 | \$969.99 |
|--------------------|---|------------------|-----------------|



- LinQ accessories can be installed on top and inside (LinQ Cargo Base Kit not included).
- Made of high-molecular-weight polyethylene.
- 2-part removable cover.
- Rain resistant.
- Carbide ready [860201044].
- Slots for dividers precast in. (Dividers not included.)
- Dimensions 81" (206 cm) L x 33" (84 cm) W x 21" (54 cm) H.
- Volume 485 L (110 US gallons, 29 597 cu in).
- Weight capacity: 750 lb (340 kg) TOTAL (including top); max on top 75 lb (34 kg).
- Spring dampened pull bar.

| | | | |
|----------------------------|----------|------------------|----------------|
| LinQ UNIVERSAL RACK | REV Gen4 | 860202208 | \$99.99 |
|----------------------------|----------|------------------|----------------|



- This Universal Rack can make generic accessories LinQ compatible.
- Allows a multitude of products and configurations on LinQ tunnels.
- Requires LinQ Cargo Base Kit [860201806] for installation on REV Gen4 16" tunnels (2021 and prior) and 2021 Skandic Sport.
- Requires LinQ Cargo Base Kit [860202482] for installation on REV Gen4 20" & 24" tunnels (2022 and prior), except Skandic Sport.

| | | | |
|---|--|------------------|----------------|
| LinQ UNIVERSAL RACK – OTHER BRANDS | Other vehicles with tunnel of 15" to 17" wide (378 mm to 432 mm) | 860202357 | \$99.99 |
|---|--|------------------|----------------|








- Universal rack designed to fit non-LinQ tunnels (Ski-Doo and competitive brands).
- Install LinQ accessories on non-LinQ compatible tunnels.
- Allows a multitude of products and configurations on almost any sled.
- Double the storage by adding another on longer tunnels.
- Includes installation hardware for side mounting.
- Fits 14.875 to 17 inch (37.8 cm to 43.2 cm) wide tunnels.




| | | | |
|-----------------------------|---------------------------|------------------|-----------------|
| LinQ REAR CARGO RACK | REV Gen4 (Wide) 20" & 24" | 860201800 | \$294.99 |
|-----------------------------|---------------------------|------------------|-----------------|







- Replaces passenger seat for extra cargo capacity.
- Simple attachment.
- Retains underseat access with clever hinge system.
- Allows use of more LinQ bags.

| | | | |
|---|---|-----------|----------|
| LinQ REAR CARGO RACK | REV-XU Skandic and Expedition | 860200914 | \$204.99 |
|  | <ul style="list-style-type: none"> • Provides mounting point for LinQ Cargo Base Kit (860201806). • Compatible with LinQ fuel caddies and tunnel bags. • Easily interchangeable with passenger seat. • Provides additional cargo space. | | |
| NEW CARGO RACK KIT | REV Gen4 146" Backcountry (except Backcountry X-RS) , Summit SP, Tundra, Expedition Sport | 860202217 | \$189.99 |
| | REV Gen4 154" Summit SP, Tundra, Expedition Sport | 860202223 | \$199.99 |
|  | <ul style="list-style-type: none"> • Maximizes tunnel cargo capacity. • Integrated anchor points for bungees or tie downs. • Adds functionality with mounts for LinQ Tool Holders (860201846). | | |
| LUGGAGE RACK REINFORCEMENT PLATES | REV-XM, XP, XR, XS, XU Tundra | 860200798 | \$44.99 |
|  | <ul style="list-style-type: none"> • Additional reinforcement for your long and short rear racks. • Made of high strength steel. • Sold in pairs. | | |
| CARGO RACK KIT | REV Gen4 (Wide) 20" Expedition Xtreme and Skandic Sport | 860202245 | \$129.99 |
|  | <ul style="list-style-type: none"> • A convenient way to maximize tunnel cargo space. • Required to install the chain saw holder (860201827). • Includes the rack and hardware. • 1 1/4" Hitch included. | | |
| REAR RACK EXTENSION | REV-XU Skandic and Expedition | 860200700 | \$99.99 |
|  | <ul style="list-style-type: none"> • Delivers increased cargo space. • Does not fit with XU Heavy-Duty Rear Bumper (860201106). | | |

HOLDERS



| | | | |
|---|---|-----------|----------|
| LinQ AXE HOLDER | REV Gen4, XM, XS, XU, 137" and up | 860201854 | \$99.99 |
|  | <ul style="list-style-type: none"> • Securely mounts on either side of the tunnel using LinQ anchors. • Universal sizing to fit a wide variety of axes. • Can be mounted on either side of the vehicle. | | |
| CHAIN SAW HOLDER | REV Gen4 (Wide) 20" & 24" | 860201827 | \$179.99 |
|  | <ul style="list-style-type: none"> • Securely mounts to rear of vehicle. • Retains full function of LinQ accessories, including cargo box. • Compatible with most blades up to 18". • Cargo Rack Kit (860202245) required for Expedition Xtreme & Skandic Sport. • Not compatible with LinQ Adventure Cargo Box (860202448). | | |
| LinQ ICE AUGER HOLDER | REV Gen4 (Wide) 20" & 24" except Skandic Sport and Expedition Xtreme | 860201828 | \$289.99 |
|  | <ul style="list-style-type: none"> • Securely mounts to right side of vehicle. • Easy on/off and installation. • Retains full function of LinQ accessories. • Handles augers with up to 10" blades. • May be installed with Heavy-Duty Hitch Rear Bumper (860201795) | | |

HOLDERS

| | | | |
|---|--|--|-----------------|
| LinQ GUN BOOT HOLDER | REV Gen4 (Wide) 20" & 24" except Skandic Sport and Expedition Xtreme | 860201829 | \$209.99 |
|  | <ul style="list-style-type: none"> Securely mounts to side of vehicle. Easy on and off LinQ installation. Retains full function of LinQ accessories. Can be installed on either side of the tunnel. Required for Gun Boot use on vehicle. | <ul style="list-style-type: none"> May be installed with Heavy-Duty Hitch Rear Bumper (860201795). | |
| GUN BOOT HOLDER | REV-XU Skandic, XU Expedition | 860200984 | \$179.99 |
|  | <ul style="list-style-type: none"> Can be installed on either side of the sled, facing forward or rearward and at any angle. | <ul style="list-style-type: none"> Required for Gun Boot use on vehicle. | |
| LinQ TOOL HOLDER | REV Gen4, XS, XM | 860201846 | \$65.99 |
|  | <ul style="list-style-type: none"> Designed for universal applications. Convenient swivel latch allows tools like a shovel to be stored in multiple positions. Designed specifically for winter use. Sold in pairs. | <ul style="list-style-type: none"> Requires LinQ Cargo Base Kit (860201806) for installation on REV Gen4 16" tunnels (2021 and prior) and Skandic Sport. Requires LinQ Cargo Base Kit (860202482) for installation on REV Gen4 20" & 24" tunnels (2022 and prior), except Skandic Sport. | |
| GUN BOOT 6.0 IMPACT[®] BY KOLPIN[®] | | 715001419 | \$81.99 |
|  | <ul style="list-style-type: none"> Features largest interior room of all Kolpin Gun Boot cases. Extra room for pistol-grip-type weapons and small bipods. Easily fits firearms up to 51" (130 cm) in total length. Provides ample room for 60 mm scopes. Hatchback design allows easy access. Snap-close cover with locking capability. Ergonomically designed handle and molded attachment points for sling. | <ul style="list-style-type: none"> Designed to accommodate left and right hand bolt-action rifles and shotguns. Includes removable, shock-absorbing foam and nylon impact liner for superior interior protection. Requires Gun Boot Holder (860200984 or 860201829) for installation. | |

SEATS & BACKRESTS


SEATS


| | | | |
|---|---|---|-----------------|
| HEATED SEAT | REV Gen4 (Wide) 20" & 24" | 860202032 | \$549.99 |
|  | <ul style="list-style-type: none"> Adds warmth in the coldest conditions. Multiple High/Low/OFF settings. | | |
| PASSENGER HEATED SEAT | REV Gen4 (Wide) 20" & 24" (Expedition Xtreme & Skandic Sport) | 860202033 | \$799.99 |
|  | <ul style="list-style-type: none"> Complete seat adds warmth for a passenger. 1 + 1 configuration. Includes heated handles. Passenger Backrest (860202036) can be added for more comfort. | <ul style="list-style-type: none"> Same seat as 860202037 with heat added. High/Low/Off settings. | |

| | | | |
|---|--|------------------|-----------------|
| HEATED SEAT | REV Gen4 16" | 860201633 | \$549.99 |
|  | <ul style="list-style-type: none"> • Adds warmth in the coldest conditions. • Multiple High/Low/OFF settings. • Same base platform as Comfort Seat [860201551] providing additional hip support via wider cushion design. • Integrated rear storage. • Battery Cover with Support [860201720] required for REV Gen4 (Narrow) without battery. <ul style="list-style-type: none"> • Battery cover [511001210] required for REV Gen4 (Narrow) with battery. • 2 Summit seat posts [510006693] required for installation on REV Gen4 (Narrow) Summit 2020 and prior. • 2 seat post [510007122] required for installation on REV Gen4 (Narrow) Summit and all Sport models, 2021 and up. | | |
| COMFORT SEAT | REV Gen4 16" | 860201551 | \$439.99 |
|  | <ul style="list-style-type: none"> • Provides additional support and length. • Provides additional hip support via wider cushion design. • Integrated rear storage. • Battery Cover with Support [860201720] required for REV Gen4 (Narrow) without battery. • Battery cover [511001210] required for REV Gen4 (Narrow) with battery. <ul style="list-style-type: none"> • 2 Summit Seat Posts [510006693] required for installation on REV Gen4 (Narrow) Summit 2020 and prior. • 2 Seat Posts [510007122] required for installation on REV Gen4 (Narrow) Summit and all Sport models, 2021 and up. • Not compatible with Battery Cover [860201407]. | | |
| HEATED SEAT | REV-XS, XM | 860201458 | \$539.99 |
|  | <ul style="list-style-type: none"> • Add warmth with this heated seat. | | |
| NEW LOW PROFILE SEAT | REV Gen4 16" Summit & Freeride | 860202344 | \$299.99 |
|  | <ul style="list-style-type: none"> • Compact design for freedom of movement. • Great support for deep snow. • Easy tool-less installation. • 155 mm (6") height. | | |
| NEW LIGHTWEIGHT PERFORMANCE SEAT | REV Gen4 16" Summit & Freeride | 860202221 | \$299.99 |
|  | <ul style="list-style-type: none"> • Ultra compact design for active riders. • Our smallest, lightest seat at 1.27 kg (2.8 lb.). • Allows easier side-to-side changes. • 100 mm (4") height. • Provides great freedom of movement. <ul style="list-style-type: none"> • Gripper style vinyl resists wear and tear and provides better control. • Stock on the Summit X with Expert package. | | |
| FORTY7C PERFORMANCE SEAT | REV Gen4 16" | 860201736 | \$329.99 |
|  | <ul style="list-style-type: none"> • Developed by deep snow expert Carl Kuster. • Provides even greater freedom of movement. • Lower, narrower and lighter than stock Summit seat. • Integrated grip areas. | | |
| LinQ 1 + 1 SEAT SYSTEM | REV Gen4 16" | 860202348 | \$909.99 |
|  | <ul style="list-style-type: none"> • The ultimate in modular seating. • Allows quick changes between 1-up and 2-up riding. • Ergonomically correct positions for driver and passenger. <ul style="list-style-type: none"> • Two easy tool-less steps: 1 - Clip in seat. 2 - Add LinQ 1 + 1 Backrest. • Battery Cover with Support [860201407] required for vehicle without battery. | | |
| LinQ 1 + 1 SEAT SYSTEM | REV-XM, XS, XP, XR (except GTX, Grand Touring), XU Tundra | 860202347 | \$869.99 |
|  | <ul style="list-style-type: none"> • The ultimate in modular seating. • Allows quick changes between 1-up and 2-up riding. • Ergonomically correct positions for driver and passenger. • Two easy tool-less steps: 1 - Clip in seat. 2 - Add LinQ 1 + 1 Backrest. | | |


SEATS


| | | | |
|---|--|---|----------|
| 1 + 1 SEAT | REV Gen4 16" (except Grand Touring and Expedition) | 860201766 | \$499.99 |
|  | <ul style="list-style-type: none"> • Quick, easy installation and ideal ergonomics for driver and passenger. • Full tunnel capacity is maintained and allows additional accessories to be added. • Battery Cover with Support (860201407) required for vehicle with rewind. | | |
| 1 + 1 SEAT | REV-XM, XS, XP, XR (except GTX, Grand Touring), XU Tundra | 860200665 | \$479.99 |
|  | <ul style="list-style-type: none"> • Quick, easy installation and ideal ergonomics for driver and passenger. • Full tunnel capacity is maintained and allows additional accessories to be added. | | |
| LinQ 1 + 1 SEAT HEATED GRIPS | REV Gen4 16" with 1 + 1 seat and passenger seat with handles, REV Gen4 (Wide) 20" & 24" with passenger seat with handles | 860201840 | \$179.99 |
| | REV-XS, XM 2016-2019 | 860202030 | \$179.99 |
|  | <ul style="list-style-type: none"> • Allow your passenger to ride in comfort in all conditions. • Easy unplug. • Requires Seat Wiring Harness (515178588) for installation on REV Gen4 (Wide) 20" & 24" models. | | |
| 2-UP SEAT | REV-XP, XR, XM, XS, XU Tundra | 860201314 | \$369.99 |
|  | <ul style="list-style-type: none"> • Extended seat providing convenient 2-up riding. • Complete seat assembly with passenger strap. • Replaces existing seat in seconds. • Ideal use with LinQ Snowboard/Ski Rack (860201222). | | |
| NEW COMPACT PASSENGER SEAT | REV Gen4 16" | 860202220 | \$399.99 |
|  | <ul style="list-style-type: none"> • Longer seat allows for a passenger while being more compact than the 1+1 seat. • Easy, tool-less installation. • Complete assembly features a passenger strap. • Tunnel capacity is maintained for additional accessories. • 180 mm (7") height. | <ul style="list-style-type: none"> • Battery Cover with Support (860201720) required for REV Gen4 (Narrow) without battery. • Battery Cover with Support (511001210) required for REV Gen4 (Narrow) with battery. | |
| PASSENGER SEAT | REV Gen4 20" & 24" | 860202037 | \$749.99 |
|  | <ul style="list-style-type: none"> • Passenger seat to transform into a 1 + 1 configuration. • Includes safety handles. • Passenger Backrest (860202036) can be added for more comfort. • Stock on REV Gen4 Expedition LE, SE. | | |
| PASSENGER BACKREST | REV Gen4 20" & 24" | 860202036 | \$329.99 |
|  | <ul style="list-style-type: none"> • Passenger backrest to complement the Passenger Seat (860202037) for added back comfort. • Passenger Seat (860202037) required for installation. • Stock on REV Gen4 Expedition LE, SE. | | |
| PASSENGER MUFFS FOR 1 + 1 SEAT | REV Gen4, XS, XM 2018 and prior with 1+1 Seat | 860200831* | \$50.99 |
| | | 860201028** | \$29.99 |
|  | <ul style="list-style-type: none"> • Muffs fit snugly around the passenger handles and provide total warmth even on the coldest days. • Easy to install and remove. | <p>*Fits seat with handles and handguards.</p> <p>**Fits seat with handles only.</p> | |

| | | | |
|---|---|------------------|----------------|
| PASSENGER MUFFS FOR 1 + 1 SEAT | REV Gen4, XS, XM 2019 and up with 1+1 Seat. | 860201929 | \$50.99 |
|  | <ul style="list-style-type: none"> • Ultra warm passenger muffs with fleece liner. • Designed for extreme cold conditions. • Easy to remove in warmer weather. <ul style="list-style-type: none"> • Fits with REV Gen4 new handles. | | |


| | | | |
|---|--|------------------|-----------------|
| HEATED GRIPS WITH GUARDS FOR 1 + 1 SEAT | REV-XS, XM 2016 and up | 860201322 | \$184.99 |
|  | <ul style="list-style-type: none"> • Allow your passenger to ride in comfort in all conditions. • Self disconnect. | | |


BACKRESTS


| | | | |
|---|--|------------------|-----------------|
| LinQ 1 + 1 SEAT BACKREST | REV Gen4 16" | 860202360 | \$469.99 |
| | REV-XM, XS, XP, XR (except GTX, Grand Touring), XU Tundra | 860202362 | \$469.99 |
|  | <ul style="list-style-type: none"> • Option for 1 + 1 Seat when not sold as a kit. • Can be locked using a padlock (not included). | | |

| | | | |
|---|--|------------------|-----------------|
| LinQ 1 + 1 BACKREST ANCHOR BASE KIT | REV Gen4 16" | 860202059 | \$194.99 |
| | REV-XM, XS | 860202060 | \$189.99 |
|  | <ul style="list-style-type: none"> • Allows installation of LinQ 1 + 1 Backrest on more than one vehicle. | | |

| | | |
|---|---|----------------|
| RUBBER LATCH FOR LinQ 1 + 1 BACKREST <i>[Not illustrated]</i> | 510005617 • Left Side 510005618 • Right Side | \$13.49 |
|---|---|----------------|

| | | | |
|---|--|------------------|-----------------|
| ADJUSTABLE BACKREST | REV-XP, XR, XM, XS, XU Tundra | 860200823 | \$319.99 |
|  | <ul style="list-style-type: none"> • Adjustable and works in conjunction with 2-Up Seat (860201314). • Positionable for passenger or driver use. • Rigid steel frame and integrated foam pad. • Easy, tool-less removal when not needed. | | |

| | | | |
|---|-------------------------------|------------------|-----------------|
| PASSENGER SEAT / BACKREST | REV-XU Skandic, XU Expedition | 619400068 | \$769.99 |
|  | | | |

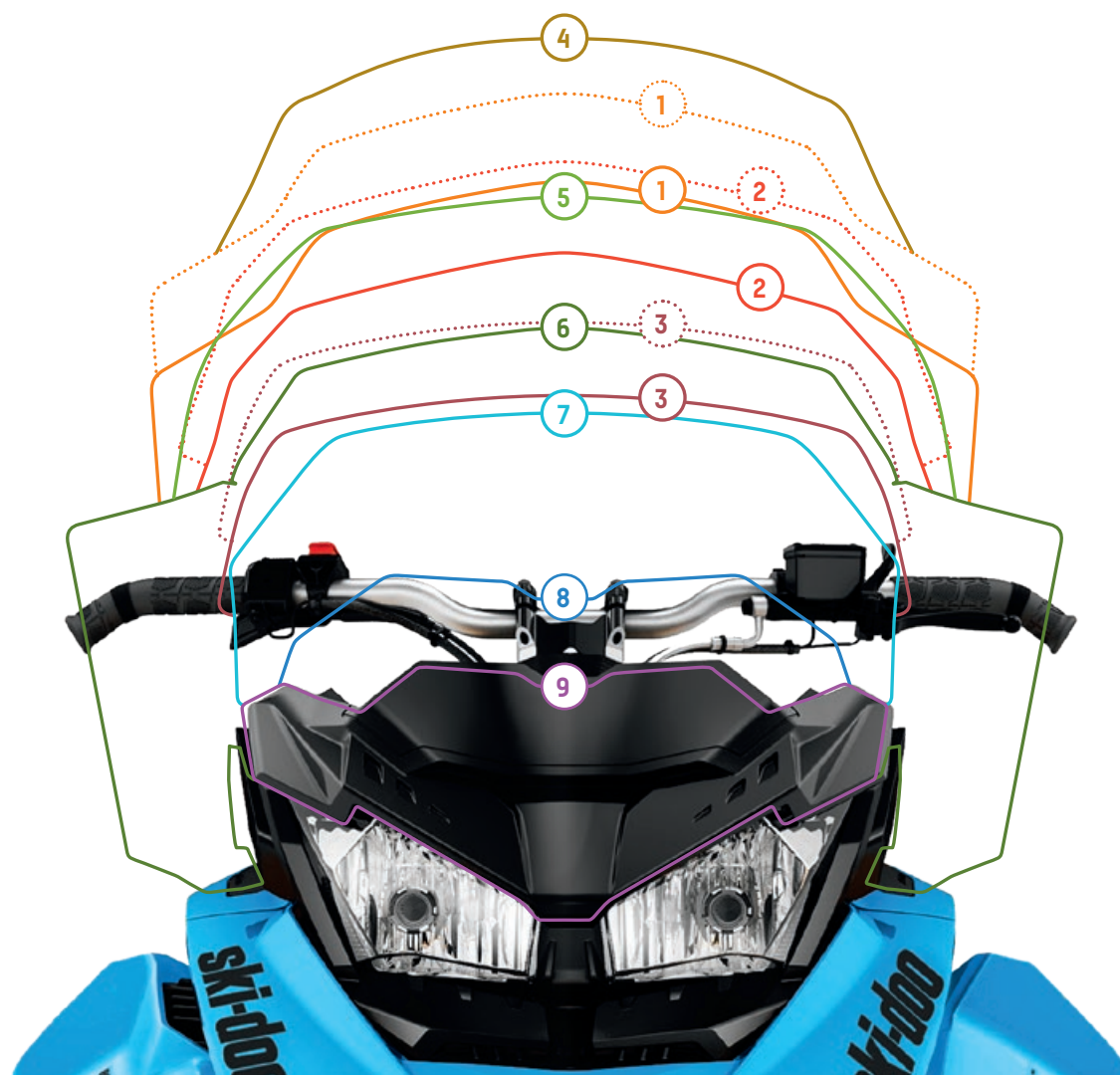
| | | | |
|---|---|------------------|-----------------|
| PASSENGER BACKREST | REV-XU Skandic, XU Expedition | 860200060 | \$359.99 |
|  | <ul style="list-style-type: none"> • Enhances the comfort level of your seat by adding this backrest option. | | |

WINDSHIELDS & WIND PROTECTION

// EASILY CHOOSE YOUR IDEAL WINDSHIELD

| ADJUSTABLE WINDSHIELDS | | LOWEST POSITION | HIGHEST POSITION |
|------------------------|-----------|-----------------|------------------|
| ① HIGH TO ULTRA HIGH | 860201782 | 23" (58.5 cm) | 27" (68.5 cm) |
| ② MEDIUM TO HIGH | 860201493 | 19" (48.5 cm) | 23" (58.5 cm) |
| ③ LOW TO MEDIUM | 860201820 | 14.5" (37 cm) | 17" (43 cm) |

| WINDSHIELDS | HEIGHT | |
|---------------------|-----------------------|-----------------------|
| ④ ULTRA HIGH | 860202124 | 27.5" (70 cm) |
| ⑤ HIGH | 860201495 | 23" (58.5 cm) |
| ⑥ MEDIUM | 860201258 | 17" (43 cm) |
| ⑦ LOW | 860201448 / 860202472 | 14" (36 cm) |
| ⑧ ULTRA LOW | 860201259 | 8" (20 cm) |
| ⑨ CENTRAL DEFLECTOR | 517305875 | For REV Gen4 platform |



REV GEN4

ADJUSTABLE WINDSHIELD
LOW TO MEDIUM

REV Gen4

860201820 • Smoke

\$219.99



- Quickly change your level of wind protection with the flip of a lever.
- Compatible with Glove Box Extension (860201249).
- Adjustable range of 14.5" (37 cm) to 17" (43 cm).
- Windshield support included.

ADJUSTABLE WINDSHIELD
MEDIUM TO HIGH

REV Gen4 (except X-RS)

860201493 • Smoke

\$244.99



- Quickly change your level of wind protection with the flip of a lever.
- Compatible with Glove Box Extension (860201249).
- Adjustable range of 19" (48.5 cm) to 23" (58.5 cm).
- Side deflectors and windshield support not included.

• Not compatible with One-Piece Lightweight Hood.

ADJUSTABLE WINDSHIELD
HIGH TO ULTRA HIGH

REV Gen4 (except X-RS)

860201782 • Smoke

\$269.99



- Quickly change your level of wind protection with the flip of a lever.
- Compatible with Glove Box Extension (860201249).
- Adjustable range of 23" (58.5 cm) to 27" (68.5 cm).
- Side deflectors and windshield support not included.

• Not compatible with One-Piece Lightweight Hood.

ULTRA LOW WINDSHIELD



REV Gen4

860201259 • Smoke

\$90.99



- 8" (20 cm) in length.
- Sporty and aggressive look.
- Windshield support not included.

LOW WINDSHIELD



REV Gen4

860201448 • Smoke

\$134.99



- 14" (36 cm) in length.
- High quality, best durability.
- Includes low windshield support.

NEW LOW WINDSHIELD



REV Gen4

860202472 • Dark Smoke

\$129.99



- 14" (36 cm) in length.
- High quality, best durability.
- Includes low windshield support.

MEDIUM WINDSHIELD KIT



REV Gen4

860201258 • Smoke

\$179.99



- 17" (43 cm) in length.
- Offers a generous amount of protection with integrated style.
- Injection molded for clarity.
- Compatible with Windshield-Mount Mirrors (860201285).

- Complete kit includes windshield, side deflectors, windshield support & hardware.
- Not compatible with One-Piece Lightweight Hood.

REV GEN4

| | | | | |
|------------------------|---|------------------------|--------------------------|-----------------|
| HIGH WINDSHIELD |  | REV Gen4 (except X-RS) | 860201495 • Smoke | \$154.99 |
|------------------------|---|------------------------|--------------------------|-----------------|



- 23" (58.5 cm) in length.
- Side deflectors and windshield support not included.
- Compatible with Windshield-Mount Mirrors (860201285).
- Not compatible with One-Piece Lightweight Hood.

| | | | | |
|------------------------------|---|------------------------|------------------|-----------------|
| ULTRA HIGH WINDSHIELD |  | REV Gen4 (except X-RS) | 860202124 | \$164.99 |
|------------------------------|---|------------------------|------------------|-----------------|



- New shape.
- 27.5" (70 cm) length.
- Provides maximum wind protection.
- Side deflectors and support not included.
- Compatible with Windshield-Mount Mirrors (860201285).
- Not compatible with One-Piece G4 Lightweight Hood (860202087).

| | | | | |
|--------------------------------------|--|--|--------------------------|----------------|
| WINDSHIELD SIDE DEFLECTOR KIT | | REV Gen4 – For low and ultra low windshields | 860201449 • Smoke | \$29.99 |
|--------------------------------------|--|--|--------------------------|----------------|



- Increases wind deflection for windshields.
- Compatible with Adjustable Windshield – Low to Medium (860201820).
- Not compatible with One piece G4 lightweight Hood (860202087).

| | | | | |
|--|--|--|-------------------------------|----------------|
| NEW WINDSHIELD SIDE DEFLECTOR KIT | | REV Gen4 – For low and ultra low windshields | 860202473 • Dark Smoke | \$29.99 |
|--|--|--|-------------------------------|----------------|



- Increases wind deflection for windshields.
- Compatible with Adjustable Windshield – Low to Medium (860201820).
- Not compatible with One-Piece G4 Lightweight Hood (860202087).

| | | | | |
|--------------------------------------|--|--|--------------------------|----------------|
| WINDSHIELD SIDE DEFLECTOR KIT | | REV Gen4 – For medium and higher windshields | 860201256 • Smoke | \$50.99 |
|--------------------------------------|--|--|--------------------------|----------------|



- Increased wind deflection for windshields.
- Compatible with Windshield-Mount Mirrors (860201285).

| | | | | |
|---------------------------------|--|-----------------|--------------------------|----------------|
| SIDE PANEL DEFLECTOR KIT | | REV Gen4 (Wide) | 860201879 • Smoke | \$31.99 |
|---------------------------------|--|-----------------|--------------------------|----------------|



- Added wind protection.
- Standard on the Grand Touring Limited.

| | | | | |
|---------------------------|--|--|--|--|
| WINDSHIELD SUPPORT | | REV Gen4 – For ultra low and low windshields | 517305749 • Black 517306380 • Manta Green | 517306375 • Sunburst Yellow \$19.99 |
|---------------------------|--|--|--|--|



| | | | | |
|---------------------------|--|--|--------------------------|--|
| WINDSHIELD SUPPORT | | REV Gen4 – For ultra low and low windshields | 517306183 • Black | 517306456 • Sunburst Yellow \$28.99 |
|---------------------------|--|--|--------------------------|--|



- Not compatible with One-Piece G4 Lightweight Hood (860202087).

| | | | | |
|--------------------------|----------|--|---|----------------|
| CENTRAL DEFLECTOR | REV Gen4 | 517305875 • Black 517306432 • Sunburst Yellow 517306433 • Manta Green 517306473 • White Bright 517306697 • Lava Red | 517306764 • Orange Crush 517307054 • Labrador Blue 517307061 • Nordic Teal 517307383 • Catalyst Grey | \$36.99 |
|--------------------------|----------|--|---|----------------|



REV-XS & REV-XM

| | | | |
|-----------------------------|------------|--------------------------|----------------|
| ULTRA LOW WINDSHIELD | REV-XM, XS | 860200901 • Smoke | \$89.99 |
|-----------------------------|------------|--------------------------|----------------|



- 6" (15 cm) in length.

| | | | |
|---|------------|--------------------------|-----------------|
| MEDIUM SPORT PERFORMANCE FLARED WINDSHIELD | REV-XM, XS | 860200696 • Smoke | \$134.99 |
|---|------------|--------------------------|-----------------|



- 12" (31 cm) in length.
- One piece with integrated deflectors.

| | | | |
|--|------------|--------------------------|-----------------|
| MEDIUM INJECTED WINDSHIELD AND SIDE DEFLECTOR KIT | REV-XM, XS | 860200759 • Smoke | \$164.99 |
|--|------------|--------------------------|-----------------|



- 13.5" (34 cm) in length.
- Offers a generous amount of protection with integrated style.
- Medium side deflectors ready to receive Windshield Mirrors (860200694).
- Includes medium windshield support.

| | | | |
|------------------------|------------|--------------------------|-----------------|
| HIGH WINDSHIELD | REV-XM, XS | 860200928 • Smoke | \$144.99 |
|------------------------|------------|--------------------------|-----------------|



- 18" (46 cm) in length.
- Side deflectors and windshield support not included.

| | | | |
|---|------------|--------------------------|-----------------|
| HIGH SPORT PERFORMANCE FLARED WINDSHIELD | REV-XM, XS | 860200602 • Smoke | \$144.99 |
|---|------------|--------------------------|-----------------|



- 16" (41 cm) in length.
- One piece with integrated deflectors.
- Redirects snow in deep powder conditions.

| | | | |
|------------------------------|------------|--------------------------|-----------------|
| ULTRA HIGH WINDSHIELD | REV-XM, XS | 860201185 • Clear | \$204.99 |
|------------------------------|------------|--------------------------|-----------------|



- 24" (60 cm) in length.
- Our largest sport windshield ever.
- One piece with integrated deflectors.
- Maximum wind protection, for extreme cold conditions.
- Ready to receive Windshield-Mount Mirrors (860200103).

REV-XS & REV-XM

| | | | |
|------------------------------|------------|--------------------------|-----------------|
| EXTRA HIGH WINDSHIELD | REV-XM, XS | 860201182 • Smoke | \$179.99 |
|------------------------------|------------|--------------------------|-----------------|



- 20" (51 cm) in length.
- Standard on 2016-2018 Grand Touring Sport.
- Side deflectors and windshield support not included.

| | | | |
|--------------------------------------|--|--------------------------|----------------|
| WINDSHIELD SIDE DEFLECTOR KIT | REV-XM, XS – For low and ultra low windshields | 860201012 • Smoke | \$29.99 |
| | REV-XM, XS – For medium and high windshields | 860200912 • Smoke | \$49.99 |



- Increases wind deflection for windshields.
- Ready for Windshield Mirrors (860200694).

| | | | |
|--------------------------------------|--|--------------------------|----------------|
| WINDSHIELD SIDE DEFLECTOR KIT | REV-XM, XS – For medium and higher windshields | 860201221 • Smoke | \$49.99 |
|--------------------------------------|--|--------------------------|----------------|



- Adds lower body wind protection.
- Ready for Windshield Mirrors (860200694).
- Standard on 2016-2019 Grand Touring Sport.

| | | | | | |
|------------------------|---|------------------------------------|----------------|-----------------------------|----------------|
| WINDSHIELD BASE | REV-XM, XS – For ultra low, low and one-piece windshields | 517305403 • Grey | \$28.99 | 517305948 • Lava Red | \$28.99 |
| | | 517305617 • Manta Green | \$28.99 | 517305952 • White | \$28.99 |
| | | 517305808 • Sunburst Yellow | \$28.99 | 860200937 • Black | \$22.49 |
| | REV-XM, XS – For medium and high windshields | | | 860200944 • Black | \$32.99 |



- Colored plastic trim.
- Hardware not included.

REV-XP

| | | | |
|-----------------------------------|--------|---|-----------------|
| ULTRA LOW FIXED WINDSHIELD | REV-XP | 860200646 • Smoke with X graphic | \$104.99 |
|-----------------------------------|--------|---|-----------------|



- 6" (15 cm) in length.

| | | | |
|--|--------|--------------------------|-----------------|
| LOW WINDSHIELD AND SIDE DEFLECTOR KIT | REV-XP | 860200545 • Smoke | \$124.99 |
|--|--------|--------------------------|-----------------|



- 12" (30 cm) in length.
- Same complete kit as found on the 2011-2012 X package models.
- Retrofittable on earlier REV-XP snowmobile models.
- Includes low windshield, side deflector and base kit.

| | | | |
|------------------------------|--------|--------------------------|-----------------|
| MEDIUM WINDSHIELD KIT | REV-XP | 860200478 • Smoke | \$149.99 |
|------------------------------|--------|--------------------------|-----------------|



- Includes medium injected windshield, dark smoke side deflector kit and base kit.

SPORT PERFORMANCE FLARED WINDSHIELD

REV-XP

860200547 • Smoke

\$144.99



- 17.5" (44.5 cm) in length.
- One piece with integrated side deflectors.
- Complete with base mounting kit.

ULTRA HIGH WINDSHIELD

REV-XP

860200225 • Clear with fading

\$139.99



- 23" (58 cm) in length.

*Note: J-hooks need to be removed to install windshield.***WINDSHIELD SIDE DEFLECTOR KIT**

REV-XP

860200084 • Dark Smoke

\$45.99



- For medium and high windshields.
- Increases wind deflection.

WINDSHIELD BASE KIT

REV-XP

860200089 • Black

\$19.99



- For ultra low and low windshields.
- Plastic trim for windshields.

WINDSHIELD BASE KIT

REV-XP

860200091 • Black

\$25.99



- For medium, high and ultra high windshields.
- Plastic trim for windshields.

REV-XR & REV-XU**SPORT PERFORMANCE FLARED WINDSHIELD**

REV-XR, XU

860200438 • Smoke

\$144.99



- 17.5" (44.5 cm) in length.
- One piece with integrated side deflectors.
- Top flare maximizes wind protection and redirects snow in deep powder conditions.
- Complete with base mounting kit.

SPORT PERFORMANCE FLARED WINDSHIELD

REV-XR, XU







860200453 • Smoke

\$144.99








- 14" (35.6 cm) in length.
- One piece with integrated side deflectors.
- Top flare maximizes wind protection and redirects snow in deep powder conditions.
- Complete with base mounting kit.

REV-XR & REV-XU

| | | | |
|---|--|--------------------------------------|-----------------|
| EXTRA HIGH ONE-PIECE WINDSHIELD | REV-XR, XU | 860201000 • Clear | \$184.99 |
|  | <ul style="list-style-type: none"> • 23" (58 cm) in length. • One piece with integrated deflectors. • Maximum wind protection, for extreme cold conditions. • Ready to receive Windshield-Mount Mirrors (517305787). • No windshield base required. | | |
| ULTRA HIGH WINDSHIELD | REV-XR, XU, except MXZ and Renegade with J-hooks | 860200227 • Clear with fading | \$134.99 |
|  | <ul style="list-style-type: none"> • 27.5" (70 cm) in length. | | |
| WINDSHIELD SIDE DEFLECTOR KIT | REV-XR, XU | 860200234 • Smoke* | \$45.99 |
| | | 860200235 • Smoke** | \$49.99 |
|  | <ul style="list-style-type: none"> • Increased wind deflection for windshields. <p><i>*Fits medium and high windshields using base kit (860200229).</i> <i>**Fits extra high and ultra high windshields using base kit (860200230).</i></p> | | |
| WINDSHIELD BASE KIT | REV-XR, XU | 860200228 • Black | \$19.99 |
|  | <ul style="list-style-type: none"> • For low windshields REV-XR, XU. • Black plastic trim. | | |
| WINDSHIELD BASE KIT | REV-XR, XU | 860200229 • Black | \$25.99 |
|  | <ul style="list-style-type: none"> • For medium and high windshields. • Black plastic trim. | | |
| WINDSHIELD BASE KIT | REV-XR, XU | 860200230 • Black | \$29.99 |
|  | <ul style="list-style-type: none"> • For extra high and ultra high windshields. • Black plastic trim. | | |

HANDGUARDS & HANDLEBAR

HANDGUARDS

| | | | |
|--|---|---|---|
| FLEXIBLE HANDGUARDS | REV Gen4, XS, XM, XP, XR, XU | 860201561 • Black | \$124.99 |
|  <ul style="list-style-type: none"> • Designed to withstand roll-overs and tough boondocking conditions. • Feature smaller size deflector made of flexible material. • Mounts feature a flexible base. • Does not fit with medium to ultra high windshields. • Fits with Pivoting Mirror Kit for Handguards (860200893). | | | |
| TRANSPARENT HANDGUARDS | REV Gen4, XS, XM, XP, XR, XU | 860200789 • Clear | \$90.99 |
|  <ul style="list-style-type: none"> • Design delivers better protection and great style. • Comes with Black/Grey colored interchangeable caps. • Appropriate for trail riding. • Sold in pairs. • Does not fit with medium to ultra high windshields. | | | |
| NEW TRANSPARENT HANDGUARDS | REV Gen4, XS, XM, XP, XR, XU | 860202474 • Dark Smoke | \$90.99 |
|  <ul style="list-style-type: none"> • Design delivers better protection and great style. • Comes with Black/Grey colored interchangeable caps. • Appropriate for trail riding. • Sold in pairs. • Does not fit with medium to ultra high windshields. | | | |
| HANDGUARD EXTENSION KIT | Vehicles with Transparent Handguards | 860200781 | \$90.99 |
|  <ul style="list-style-type: none"> • Semi-rigid, won't collapse at high speed. • Delivers additional hand protection from the elements. • Can be installed and removed in seconds. | | | |
| HANDGUARD CAPS | Vehicles with Transparent Handguards or Flexible Handguards | 860201344 • Sunburst Yellow / Black 860201345 • Race Orange / Black 860201346 • Black / Grey 860201347 • White / Black | 860201648 • Lava Grey 860201457 • Orange Crush / Black 860201649 • Manta Green / Black 860202098 • Octane Blue / Black \$45.99 |
|  <ul style="list-style-type: none"> • Colored caps let you customize your look. • Sold in pairs. | | | |

HANDLEBAR ACCESSORIES

| | | | |
|---|--|-----------|----------|
| DEEP SNOW LOW GRAB HANDLE | REV Gen4 | 860201975 | \$45.99 |
|  | <ul style="list-style-type: none">• Provides more freedom of movement in active riding.• Standard on 2020 Summit X with Expert package and 2021 Summit and Freeride models. <ul style="list-style-type: none">• Not compatible with Handlebar Bag (860201565). | | |
| GRAB HANDLE | REV Gen4 | 860202035 | \$45.99 |
|  | <ul style="list-style-type: none">• Molded rubber grab handle used for side-hilling maneuvers. <ul style="list-style-type: none">• Not compatible with Handlebar Bag (860201565). | | |
| PERFORMANCE SMALL DIAMETER HANDLEBAR | REV Gen4 | 860201974 | \$139.99 |
|  | <ul style="list-style-type: none">• Narrow design used for more agile precise maneuvers found in mountain applications or in trail applications, ideal for smaller hand grip.• Smaller diameter provides a lighter, easier grip.• 20 mm (0.79 in) grip, 22 mm (0.87 in) clamper diameter at riser. <ul style="list-style-type: none">• Less hand fatigue.• Grips included. | | |
| HANDLEBAR PAD | REV Gen4 – Vehicles without grab handle | 860201581 | \$41.99 |
|  | | | |
| HANDLEBAR MUFFS | Does not fit vehicles with large handlebar pad Fits with all handguards 2015 and up | 860201144 | \$65.99 |
|  | <ul style="list-style-type: none">• Ultra warm handlebar muffs with fleece liner.• Designed for extreme cold conditions.• Easy to remove in warmer weather.• Can be used on handlebars with or without handguards and mirrors. <ul style="list-style-type: none">• Inner skeleton allows muffs to keep their shape and gives more space for hand movement.• Transparent section allows visibility and easy manipulation of control switches. <p><i>Note: Never use handlebar muffs with finger throttle lever.</i></p> | | |
| BRAKE RESERVOIR GUARD | REV Gen4 Summit & Freeride | 860201936 | \$70.99 |
|  | <ul style="list-style-type: none">• Increases impact protection for the brake reservoir.• Window to see fluid level.• Cast aluminum construction.• Detailed technical finish. | | |
| DEEP SNOW PERFORMANCE GRIPS | Fits with Performance Small Diameter Handlebar | 860202096 | \$29.99 |
|  | <ul style="list-style-type: none">• Aggressive pattern for extra grip.• 20 mm (0.79 in) inner diameter grip. | | |
| TRAIL PERFORMANCE GRIPS | REV Gen4 (except Summit & Freeride 2021, Summit X with Expert Package 2020), XM, XS, XU | 860201802 | \$29.99 |
|  | <ul style="list-style-type: none">• Aggressive pattern for extra grip.• 22 mm (0.87 in) inner diameter grip. <ul style="list-style-type: none">• Doesn't fit on Performance Small Diameter Handlebar (860201974). | | |

MIRRORS

PIVOTING MIRROR KIT FOR HANDGUARDS

Vehicles with Transparent Handguards or Flexible Handguards

860200893

\$38.99



- Perfectly integrated design and style.
- Mirrors fold away when not in use for easy storage or when covering vehicle.
- Sold in pairs.

WINDSHIELD-MOUNT MIRRORS

REV Gen4 with medium and higher windshields

860201285

\$95.99



- Mirror shape creates well integrated look.
- Mounts on medium and higher windshield side deflectors and can be adjusted for 1-up or 2-up riding.
- Mirrors can fold away when not in use for easy storage or when covering vehicle.

WINDSHIELD-MOUNT MIRRORS

REV-XU, XR (with extra high one-piece windshield)

517305787

\$45.99



- 3" (7.6 cm) round reflector with adjustable angle.

MIRROR KIT

REV-XM, XS, XP, XR, XU (with medium and higher windshield side deflectors)

860200694

\$69.99



- Windshield extension mount design.
- Sold in pairs.

MIRROR KIT

REV-XM, XS (except 1200)

860200607

\$95.99



- Side panels mount design.
- Sold in pairs.
- Premarked side panels make installation easier.

MIRROR KIT

REV-XP, XR, XU Tundra

860200693

\$79.99



- Side panels body mount design.
- Sold in pairs.

MIRROR KIT

REV-XS, XM (with ultra high windshield)

860200103

\$45.99



- Windshield mount design.
- Sold in pairs.

ADJUSTABLE RISERS & EXTENSION KITS

// ADJUSTABLE RISERS

- Instantly modify your handlebar height to adapt to changing riding conditions.
- Utilize the lower position for trail/sit-down riding; extend to maximum height in seconds for stand-up riding.
- No tools required to make the adjustment, just flip the lever.
- Patent pending US20150360713A1.



// EXTENSION KIT

- Handlebar extension kit to fit all riding styles.

| | | ADJUSTABLE RISERS | | | |
|----------------------|--|-----------------------|-----------------------|-----------------------|--|
| | | 860201834 \$179.99 | 860201549 \$184.99 | 860201276 \$194.99 | |
| REV GEN4 MODELS | Adjustment range (mm) > | [125-165] | [150-210] | [175-235] | |
| SUMMIT | [X and SP] with 165 mm riser [2018 and up] | YES** | YES | | |
| | [X and SP] with 190 mm riser [2017] | YES** | YES | YES | |
| | [X package EXPERT] with 120 mm riser | YES | | | |
| FREERIDE | 137-146" with 145 mm riser [2020 and prior] | YES** | YES | | |
| | 146-154-165" with 165 mm riser | YES** | YES | | |
| EXPEDITION | [SE] with 120 mm Forward Adjustable riser | YES | | | |
| | [Sport, LE, Xtreme, SWT] with 145 mm riser | YES** | YES | | |
| SKANDIC | [WT, SWT and Sport] with 145 mm riser | YES** | YES | | |
| TUNDRA | [LT and Sport] with 145 mm riser | YES** | YES | | |
| BACKCOUNTRY | [Backcountry, X, X-RS, Sport] 146" with 120 mm riser | YES* | | | |
| RENEGADE | [Adrenaline, Enduro and Sport] 137" with 120 mm riser | YES* | | | |
| | [X and X-RS] 137" with 120 mm Forward Adjustable riser | YES* | | | |
| MXZ | [TNT, Blizzard and Sport] with 120 mm riser | YES* | | | |
| | [X and X-RS] with 120 mm Forward Adjustable riser | YES* | | | |
| GRAND TOURING | [Sport] with 120 mm riser | YES | | | |
| | [LE] with 120 mm Forward Adjustable riser | YES | | | |

| | | | |
|---|---|------------------------------|----------|
| ADJUSTABLE RISER FOR STRAIGHT HANDLEBAR (REV-XS, XM, XP) | MXZ and Renegade with 4.5" (115 mm) or 5.1" (130 mm) stock riser 2013 and up ⁱ | 860201116 • Black / Aluminum | \$179.99 |
| | Backcountry [2011 and up] with 6.3" (160 mm) riser block ⁱⁱ | 860200634 • Black / Aluminum | |
| | Summit SP, REV-XU Skandic—vehicles with 8" (205 mm) riser block ⁱⁱⁱ | 860200972 • Black / Aluminum | |



- ⁱAdjustable length: 4.7" to 6.3" (120 mm to 160 mm) high.
- ⁱⁱRequires steering pad [506152541] for MXZ, Renegade X-RS and Grand Touring XS
- ⁱⁱⁱAdjustable length: 5.1" to 8" (130 mm to 205 mm) high.
- ^{iv}Adjustable length: 7.3" to 9.8" (185 mm to 250 mm) high.

| | | | |
|---|---|---|----------|
| ADJUSTABLE RISER FOR TAPERED HANDLEBAR (REV-XS, XM, XP) <i>[Not illustrated]</i> | Summit X, Freeride, Expedition XU—vehicles with 5.1" (130 mm) riser block | 860200973 • Black / Aluminum | \$184.99 |
| <ul style="list-style-type: none"> • Works with all stock cables and wiring. • For REV-XP platform; requires Steering Pad [506152717] (not included). | | <ul style="list-style-type: none"> • Adjustable length: 4.5" to 6.9" (115 mm to 175 mm) high. • Brake line [507032535] required for Freeride 2011 only. To be ordered separately. | |



| EXTENSION KITS | | | | | | | FORWARD ADJUSTABLE RISER | | |
|----------------------|----------------------|----------------------|----------------------|----------------------|----------------------|-----------------------|--------------------------|-----------------------|--|
| 860201944 \$50.99 | 860201427 \$50.99 | 860201718 \$55.99 | 860201632 \$70.99 | 860201428 \$90.99 | 860201560 \$95.99 | 860201392 \$124.99 | 860201836 \$124.99 | 860201320 \$124.99 | |
| [95] | [120] | [145] | [165] | [190] | [210] | [235] | [45] [extension] | [120] [riser] | |
| YES** | YES** | YES | STOCK | YES | YES | | | | |
| YES** | YES** | | YES | STOCK | YES | YES | | | |
| YES | STOCK | YES | YES | | | | | | |
| YES** | YES** | STOCK | YES | YES | YES | | | | |
| YES** | YES** | YES | STOCK | YES | YES | | | | |
| YES | YES | YES | YES | | | | YES | STOCK | |
| YES** | YES** | STOCK | YES | YES | YES | | YES*** | YES | |
| YES** | YES** | STOCK | YES | YES | YES | | YES*** | YES | |
| YES** | YES** | STOCK | YES | YES | YES | | YES*** | YES | |
| YES | STOCK | YES* | YES* | | | | YES*/*** | YES | |
| YES | STOCK | YES* | YES* | | | | YES*/*** | YES | |
| YES | YES | YES* | YES* | | | | YES* | STOCK | |
| YES | STOCK | YES* | YES* | | | | YES*/*** | YES | |
| YES | YES | YES* | YES* | | | | YES* | STOCK | |
| YES | STOCK | YES | YES | | | | YES*** | YES | |
| YES | YES | YES | YES | | | | YES | STOCK | |








EXTENSION KIT FOR STRAIGHT HANDLEBAR



| | | |
|---|---------------------------|---------|
| REV-XS (except Grand Touring and Expedition), XR, XP, XU Tundra | 860200820 • 6.3" [160 mm] | \$69.99 |
| REV-XS Renegade Backcountry (2011 and up) with 6.3" [160 mm] riser block | 860200821 • 8" [205 mm] | |
| REV-XM Summit SP, REV-XU Skandic and Tundra—vehicles with 8" [205 mm] riser block | 860200822 • 9.8" [250 mm] | |

- Handlebar extension kit to fit all riding styles.
- Works with all stock wiring and cables.

LED LIGHTS

| | | | |
|---|--|---|----------------------|
| AUXILIARY LED LIGHT | REV-XM, XS [except Expedition Sport] | 860201235 | \$389.99 |
|  | <ul style="list-style-type: none"> • 10 LED lamps provide more than 2,100 additional lumens in an intense, super-wide foglight-type pattern. • Three-position OFF-ON-HI switch gives you the option of riding with these lights off, always on or only when switching to your high beams. | <ul style="list-style-type: none"> • Say goodbye to sacrificing close range lighting when switching to high beams. • Easily installs below stock headlight with a simple plug-and-play hook-up. | |
| AUXILIARY LED LIGHT | REV Gen4 (Wide) REV Gen4 (Narrow) | 860201650* 860201818 | \$369.99 \$369.99 |
|  | <ul style="list-style-type: none"> • 8 LEDs provide more than 2,500 additional lumens for an intense super-wide foglight-type pattern. • Say goodbye to sacrificing close range lighting when switching to high beams. • Easily installs on hood with a simple plug-and-play hook-up. | <ul style="list-style-type: none"> • Dynamic scoop design integrates perfectly with REV Gen4 platform. • Not compatible with One-Piece Lightweight Hood. <p><i>*Auxiliary light bracket kit (860202315) required for installation on 2-stroke models with air radiator.</i></p> | |
| HIGH BEAM AUXILIARY LED LIGHTS | REV Gen4 | 860201651 | \$409.99 |
|  | <ul style="list-style-type: none"> • Increases considerably the stock high beam output. • Light covers more distance for great night visibility. • Works with existing Auxillary LED Lights (860201818, 860201650). | <ul style="list-style-type: none"> • Not compatible with One-Piece Lightweight Hood. | |
| SIGNATURE LED LIGHTS FOR HANDGUARDS | REV-XM, XS with Transparent or Flexible Handguards REV Gen4 with Transparent or Flexible Handguards | 860200981* 860201587 | \$129.99 \$129.99 |
|  | <ul style="list-style-type: none"> • Delivers a unique look at night. • Replaces stock handguard cap with LED light. • Includes wiring harness. • Sold in pairs. | <ul style="list-style-type: none"> • *Can be installed on REV-XP, XR, XU with Adaptor for Signature LED Light for Handguards (860201114). | |
| ADAPTOR FOR SIGNATURE LED LIGHT FOR HANDGUARDS | REV-XP, XR, XU [except fan-cooled engines] | 860201114 | \$41.99 |
|  | | | |
| FRONT BUMPER LED WORKING LIGHTS | REV Gen4 (Wide) except Tundra & Skandic | 860201771 | \$284.99 |
|  | <ul style="list-style-type: none"> • Adjustable work lights. • Perfect for low light tasks. • Point the light where you need it. • Used with Full Wrap-Around Bumpers (860201676, 860201822, 860202027). • Sold in pairs with toggle switch. | <ul style="list-style-type: none"> • Not compatible with Full Wrap-Around Front Bumpers (860201982, 860201983, 860201984). | |
| LinQ WORKING LIGHT | REV Gen4 | 860201849 | \$169.99 |
|  | <ul style="list-style-type: none"> • Convenient LinQ mount with swivel allows you to adjust as needed. • Ultra bright 1,000 lumens output. • Works when at idle. • Requires 12V outlet (860201888) for REV Gen4 (Wide) 20" & 24" and 12V outlet (860202069) for REV Gen4 (Narrow) 16". | | |

BUMPERS, HITCHES & WINCHES

BUMPERS

| | | | | |
|-------------------------------|-------------------|---------------------------|---------------------------------|-----------------|
| ADVENTURE FRONT BUMPER | REV Gen4 (Narrow) | 860201511 • Black / White | 860201898 • Lava Red / Black | \$329.99 |
| | | 860201474 • White / Black | 860201897 • Octane Blue / Black | |
| | | 860201599 • Green / Black | 860202135 • Yellow / Black | |
| | | 860201681 • Black / Black | | |



- Made of stacked lightweight aluminum plates.
- Makes a visual impact and provides added protection.

| | | | |
|---------------------|-------------------|-------------------|-----------------|
| FRONT BUMPER | REV Gen4 (Narrow) | 860201445 • White | \$95.99 |
| | | 502007460 • Black | \$104.99 |



- Easy-install bumper changes the appearance of your sled in minutes.

| | | | |
|-----------------------------|-------------------|-----------|-----------------|
| XC CAST FRONT BUMPER | REV Gen4 (Narrow) | 860201228 | \$329.99 |
|-----------------------------|-------------------|-----------|-----------------|



- Add extra protection and attitude with this bumper.
- Perfect integration with or without a skid plate.
- Lightweight cast aluminum heat-treated construction.

| | | | | | |
|---------------------|------------|-----------------------------|----------------|-------------------------|----------------|
| FRONT BUMPER | REV-XM, XS | 860201174 • Race Orange | \$89.99 | 860201167 • Black | \$80.99 |
| | | 860201175 • Sunburst Yellow | \$90.99 | 860201172 • Fusion Red | \$89.99 |
| | | 860201168 • Orange Crush | \$90.99 | 860201173 • Manta Green | \$90.99 |



- Easy-install bumper changes the appearance of your sled in minutes.

| | | | | |
|------------------------|------------|-------------------|----------------------|-----------------|
| XC FRONT BUMPER | REV-XM, XS | 860201318 • Black | 860201099 • Aluminum | \$259.99 |
|------------------------|------------|-------------------|----------------------|-----------------|



- The ultimate front protection for your sled, providing additional front and lateral protection.
- Large center grab area for additional leverage.
- Heavy-duty performance with lightweight aluminum construction.

| | | | |
|--------------------------------------|-----------------------------|-------------|-----------------|
| FULL WRAP-AROUND FRONT BUMPER | REV Gen4 (Wide) 24" Skandic | 860201984 | \$279.99 |
| | REV Gen4 (Wide) 16" Tundra | 860201982* | \$279.99 |
| | REV Gen4 (Wide) 20" Skandic | 860201983** | \$279.99 |















- Modular full wrap-around front bumper system.
- Tubular steel construction for strength on mid section.
- Protects side panels while still allowing access to them.

*Heavy-Duty Front Bumper [860202198] required for installation.

**Requires Heavy-Duty Front Bumper [860202198] for Skandic Sport.

BUMPERS

| | | | |
|--|---|--|--------------------|
| NEW SIDE PANEL PROTECTORS  | REV Gen4 (Wide) Tundra, 20" Skandic | 860202199 | \$269.99 |
| | <ul style="list-style-type: none"> • Use with Full Wrap-Around Front Bumper (860201982 or 860201983). • Strong steel construction. • Protects side panels and hood. | <ul style="list-style-type: none"> • Both swing out-of-the-way for easy access. • Clean, rugged look. | |
| FULL WRAP-AROUND FRONT BUMPER  | REV Gen4 (Wide) 24" Expedition | 860202027* | \$359.99 |
| | REV Gen4 (Wide) 20" Expedition | 860201822 | \$339.99 |
| | REV Gen4 (Wide) 16" | 860201676** | \$329.99 |
| | <ul style="list-style-type: none"> • Modular full wrap-around front bumper system. • Lightweight tubular steel construction for strength on mid section. • Protects front and side panels while still allowing access to them. | <ul style="list-style-type: none"> • Requires Lightweight Y-Shaped Aluminum Bumper (860201881) and Heavy-Duty Front Bumper (860201819) for installation. <p><i>*Not compatible with Side Panel Protectors (860201677).</i> <i>**Not compatible with Driver Footrest (860201932, 860201933, 860201934).</i></p> | |
| SIDE PANEL PROTECTORS  | REV Gen4 (Wide) 16", REV Gen4 Expedition 20" | 860201677 | \$219.99 |
| | <ul style="list-style-type: none"> • Attaches to Full Wrap-Around Front Bumper (860201822 or 860201676). • Lightweight aluminum construction. • Provides protection to side panels and hood. • Swings out-of-the-way for easy access. • Rugged look. | | |
| LIGHTWEIGHT Y-SHAPED ALUMINUM BUMPER  | REV Gen4 (Wide) [except Skandic and Tundra] | 860201881 | \$169.99 |
| | <ul style="list-style-type: none"> • Aluminum construction. • Offers great protection from frontal impacts of rocks, trees and other debris. • Required for the installation of Full Wrap-Around Front Bumpers (860201822, 860201676 and 860202027). | | |
| HEAVY-DUTY FRONT BUMPER  | REV Gen4 (Wide) [except Skandic and Tundra] | 860201819 | \$75.99 |
| | REV Gen4 (Wide) Tundra and Skandic | 860202198 | \$70.99 |
| | <ul style="list-style-type: none"> • Reinforced lightweight aluminum construction. • Required for the installation of Full Wrap-Around Front Bumpers (860201676, 860201822 & 860202027). • Standard on REV Gen4 (Wide) Renegade Enduro, Expedition LE and Expedition SE. | | |
| 1 1/4" TRAILMAKER FRONT BUMPER RECEIVER  | REV Gen4 (Wide) 20" & 24" [except Skandic] | 860201825 | \$00,000.00 |
| | <ul style="list-style-type: none"> • Receiver for use with Full Wrap-Around Front Bumper (860201822 & 860202027). • Allows use of 1 1/4" draw bar on front of sled. | | |
| HEAVY-DUTY FRONT BUMPER WITH 2" RECEIVER  | REV-XU Skandic | 860200987 | \$299.99 |
| | <ul style="list-style-type: none"> • Increases front protection. • Integrated 2" Multi-Mount Receiver. • Works with 2" Multi-Mount Drawbar (860201117) and Multi-Mount Winch (860200992). • Note: Not compatible with Prefilter Grille Kit (860201152). | | |
| EXTRA FRONT BUMPER  | REV-XU Expedition | 860200350 | \$239.99 |
| | <ul style="list-style-type: none"> • Heavy-duty front bumper. | | |

| | | | | |
|---|---|--|---|----------|
| FULL WRAP-AROUND FRONT BUMPER | REV-XU Tundra | 860200572 | \$259.99 | |
|  | <ul style="list-style-type: none">• Full 1.25" (3.8 cm) diameter heavy-duty steel wrap-around model.• Delivers added protection to front of sled and side panels.• Attaches to existing bumper and footrests. | | | |
| EXTRA FRONT BUMPER | REV-XU Skandic | 860200561 | \$274.99 | |
|  | <ul style="list-style-type: none">• Heavy-duty front bumper. | | | |
| ADVENTURE REAR BUMPER 16" | REV Gen4 – 129" | 860201507 • White / Black* | \$279.99 | |
| | | 860201598 • Green / Black* | \$274.99 | |
| | | 860202352 • Black / Lava Red | \$279.99 | |
| | | 860202317 • Black / Black | \$279.99 | |
|  | <ul style="list-style-type: none">• Matches the Adventure front bumper.• Stunning style and construction.• Made of lightweight stacked aluminum plates. | | | |
| ADVENTURE REAR BUMPER 16" | REV Gen4 137" (except Renegade Enduro and Renegade Sport) | 860201478 • White / Black* 860201597 • Green / Black* | \$279.99 | |
|  | <ul style="list-style-type: none">• Matches the Adventure front bumper.• Stunning style and construction.• Made of lightweight stacked aluminum plates.• Doesn't fit REV Gen4 146" short tunnel | | | |
| ADVENTURE REAR BUMPER 16" | REV Gen4 137" regular tunnel & 146" short tunnel | 860202149 • Black / Black 860202137 • Yellow / Black | \$279.99 | |
|  | <ul style="list-style-type: none">• Matches the Adventure front bumper.• Stunning style and construction.• Made of lightweight stacked aluminum plates. | | | |
| ADVENTURE REAR BUMPER 16" | REV Gen4 146" & 154" with short tunnel | 860202150 • Black / Black | 860202157 • Black / Lava Red 860202156 • Octane Blue / Black | \$289.99 |
|  | <ul style="list-style-type: none">• Matches the Adventure front bumper.• Stunning style and construction.• Made of lightweight stacked aluminum plates. | | | |
| ADVENTURE REAR BUMPER 16" | REV Gen4 154" & 165" with short tunnel | 860202151 • Black / Black | 860202159 • Black / Lava Red 860202158 • Octane Blue / Black | \$289.99 |
|  | <ul style="list-style-type: none">• Matches the Adventure front bumper.• Stunning style and construction.• Made of lightweight stacked aluminum plates. | | | |
| ADVENTURE REAR BUMPER 16" | REV Gen4 165" & 175" with short tunnel | 860202152 • Black / Black | 860202161 • Black / Lava Red 860202160 • Octane Blue / Black | \$309.99 |
|  | <ul style="list-style-type: none">• Matches the Adventure front bumper.• Stunning style and construction.• Made of lightweight stacked aluminum plates. | | | |

*While supplies last.

BUMPERS

| | | | |
|----------------------------------|------------------------|----------------------------------|-----------------|
| ADVENTURE REAR BUMPER 16" | REV Gen4 (Narrow) 175" | 860202153 • Black / Black | \$319.99 |
|----------------------------------|------------------------|----------------------------------|-----------------|



- Matches the Adventure front bumper.
- Stunning style and construction.
- Made of lightweight stacked aluminum plates.
- Does not fit with Summit X with Expert package and LinQ Snowboard/Ski Rack.

| | | | |
|-------------------------------|-------------------|--------------------------|-----------------|
| HEAVY-DUTY REAR BUMPER | REV Gen4 16"-146" | 860201610 • Black | \$269.99 |
| | REV Gen4 16"-154" | 860201726 • Black | \$279.99 |
| | REV Gen4 16"-165" | 860201727 • Black | \$279.99 |
| | REV Gen4 16"-175" | 860201467 • Black | \$289.99 |



- Premium finish heavy-duty aluminum bumper for REV Gen4 platform.
- Does not detract from deep snow performance.
- Required for LinQ Snowboard/Ski Rack (860201255).
- Cannot be used on vehicles with short tunnel.

| | | | | | |
|--------------------|-------------------------------|--------------------------|-----------------|--------------------------|----------------|
| REAR BUMPER | REV Gen4 (Narrow) 129" | 518328745 • Black | \$96.99 | 518329151 • White | \$99.99 |
| | REV Gen4 (Narrow) 137" | 518328746 • Black | \$99.99 | 518329479 • White | \$99.99 |
| | REV Gen4 (Narrow) 146" | 518329553 • Black | \$119.99 | | |
| | REV Gen4 (Narrow) 154" | 518328501 • Black | \$114.99 | 518329152 • White | \$95.99 |
| | REV Gen4 (Narrow) 165" | 518328697 • Black | \$114.99 | 518329153 • White | \$95.99 |
| | REV Gen4 (Narrow) 175" | 518328834 • Black | \$104.99 | | |
| | REV Gen4 (Wide) - Tundra 137" | 518330033 • Black | \$96.99 | | |



- Easy-install bumper changes the appearance of your sled in minutes.
- Cannot be used on vehicles with short tunnel.

| | | | |
|--------------------|------------------------------|------------------------------------|-----------------|
| REAR BUMPER | REV-XP, XR, XS (120" & 137") | 518325481 • Black | \$109.99 |
| | | 518328678 • Sunburst Yellow | \$99.99 |



- Easy-install bumper changes the appearance of your sled in minutes.

| | | | |
|----------------------------------|---|-----------------------------|-----------------|
| XU HEAVY-DUTY REAR BUMPER | XU Skandic SWT, XU Expedition SWT | 860201106 • Aluminum | \$339.99 |
| | XU Skandic WT, Expedition SE, LE, Xtreme 2019 and prior | 860200991 • Aluminum | \$319.99 |



- Ready to accept 2" Receiver (860201062).
- Essential for modular towing options.
- Provides complete rear protection.
- Works hard during intense use.
- Features convenient hand-gripping area.

| | | | |
|--------------------------|-------------------|--------------------------|-----------------|
| HITCH REAR BUMPER | REV Gen4 16"-129" | 860201433 • Black | \$99.99 |
| | REV Gen4 16"-137" | 860201471 • Black | \$99.99 |
| | REV Gen4 16"-146" | 860201612 • Black | \$109.99 |
| | REV Gen4 16"-154" | 860201250 • Black | \$109.99 |
| | REV Gen4 16"-165" | 860201424 • Black | \$109.99 |
| | REV Gen4 16"-175" | 860201472 • Black | \$109.99 |



- Required for hitch use.
- Easy attachment with no cutting or drilling.
- Can be used with the LinQ Snowboard/Ski Rack (860202191).
- Does not fit with vehicles with short tunnel

NEW HITCH REAR BUMPER FOR SHORT TUNNEL


| |
|--|
| REV Gen4 short tunnel Summit & Freeride 146" |
| REV Gen4 short tunnel Summit & Freeride 154" |
| REV Gen4 short tunnel Summit & Freeride 165" |
| REV Gen4 short tunnel Summit 175" |

| | |
|------------------|-----------------|
| 860202213 | \$104.99 |
| 860202214 | \$104.99 |
| 860202215 | \$109.99 |
| 860202216 | \$109.99 |

- Required for hitch use and towing.
- Easy mounting with no cutting.
- Also reinforces the tunnel.
- Can be used with the LinQ Snowboard/Ski Rack [860202191].

HITCH REAR BUMPER


| |
|-------------------|
| REV-XP, XM – 146" |
| REV-XP, XM – 154" |
| REV-XP, XM – 163" |
| REV-XP, XM – 174" |

| | |
|--------------------------|-----------------|
| 860200953 • Black | \$99.99 |
| 860200954 • Black | \$99.99 |
| 860200955 • Black | \$99.99 |
| 860201135 • Black | \$149.99 |

- Heavy-duty aluminum bumper for hitch applications.
- Easy attachment with no cutting or drilling.
- Doesn't fit Grand Touring SE, LE.

HITCH REAR BUMPER


| |
|---|
| REV-XS, XR, XP – 120" & 137" |
| REV-XS MXZ – 129" |
| REV-XS Renegade X-RS, XM Freeride, XU Tundra – 137" |
| REV-XS, XP, XR, XU Tundra – 120" & 137" |

| | |
|---------------------------|----------------|
| 860200952 • Black | \$95.99 |
| 860201306 • Black | \$89.99 |
| 860201307 • Black | \$89.99 |
| 860200803 • Black* | \$75.99 |

- Heavy-duty aluminum bumper for hitch applications.
- Easy attachment with no cutting or drilling.
- Doesn't fit Grand Touring SE, LE.

**Does not fit on 137" Freeride.*

HEAVY-DUTY HITCH REAR BUMPER


| |
|---------------------|
| REV Gen4 (Wide) 24" |
| REV Gen4 (Wide) 20" |

| | |
|------------------|-----------------|
| 860201942 | \$379.99 |
| 860201795 | \$349.99 |

- Essential for modular towing options.
- Provides complete rear protection.
- Features convenient hand-gripping area.
- Adds towing capacity of 300 lb (136 kg), up to 1,500 lb (680 kg) total.
- 1 1/4" hitch receiver included.

HITCHES
C-TYPE HITCH


| |
|---|
| REV Gen4 16", XP, XR, XS, XM, XU Tundra |
|---|

| | |
|------------------|----------------|
| 860201381 | \$45.99 |
|------------------|----------------|

- Heavy-duty C-type hitch works in conjunction with hitch rear bumper.

TONGUE TYPE HITCH


| |
|---|
| REV Gen4 16", XP, XR, XS, XM, XU Tundra |
|---|

| | |
|------------------|----------------|
| 860200902 | \$50.99 |
|------------------|----------------|








- Heavy-duty tongue type hitch works in conjunction with hitch rear bumper.

HEAVY-DUTY TONGUE HITCH


| |
|---------------------------|
| REV Gen4 (Wide) 20" & 24" |
|---------------------------|

| | |
|-------------------------|----------------|
| 860201023 • Grey | \$65.99 |
|-------------------------|----------------|

- Cast stainless steel construction.
- Mounting pattern for Heavy-Duty Hitch Rear Bumpers and Multi-Mount Drawbars.
- Fits on Heavy-Duty Rear Bumper 20" & 24" [860201795, 860201942]
- Fits on Multi-Mount Drawbar [860201804, 860201117]

| | | | |
|---|--|------------------|-----------------|
| HITCH TONGUE | | 511000521 | \$13.49 |
|  | <ul style="list-style-type: none"> • Easily transforms the C-Type Hitch (860200829) into a tongue-type hitch. | | |
| 1 1/4" TRAILER HITCH | REV Gen4 Expedition Xtreme & Skandic Sport | 860202062 | \$39.99 |
|  | <ul style="list-style-type: none"> • Allowing quick switching of towing hook-ups or winch use. • Stock on REV Gen4 Expedition LE, SE. | | |
| 1 1/4" MULTI-MOUNT DRAWBAR | Fits on 1 1/4" Trailer Hitch (860202062) and Front Receiver (860201991, 860201825) | 860201804 | \$75.99 |
|  | <ul style="list-style-type: none"> • Allows quick installation and removal of different towing platforms. • Use with tongue or J-Hook style hitches as needed. | | |
| 2" MULTI-MOUNT DRAWBAR | Fits on XU with Rear 2" Receiver (860201062) or Heavy-Duty Front Bumper (860200987) | 860201117 | \$114.99 |
|  | <ul style="list-style-type: none"> • Allows quick installation and removal of different towing platforms. • Compatible with J-Hitch (860201142) and Heavy-Duty Tongue Hitch (860201023). | | |
| FRONT & REAR HITCH DRAWBAR | Fits on XU Rear 2" Receiver (860201062) or Heavy-Duty Front Bumper (860200987) | 715000972 | \$81.99 |
|  | <ul style="list-style-type: none"> • Fits 2" receiver hitch. • Hitch ball not included. | | |
| J-HITCH | REV Gen4 20" & 24" | 860201142 | \$75.99 |
|  | <ul style="list-style-type: none"> • Fits on Heavy-Duty Rear Bumper 20" & 24" (860201795, 860201942) • Fits on Multi-Mount Drawbar (860201804, 860201117)" • Spring-loaded latch system for quick, secure hook-up. | | |
| 2" RECEIVER FOR HEAVY-DUTY REAR BUMPER | Fits on XU Heavy-Duty Rear Bumpers WT (860200991) or SWT (860201106) | 860201062 | \$89.99 |
|  | <ul style="list-style-type: none"> • Easy installation. • Standard 2" size for wide compatibility. • Allows quick switching of towing hook-ups or winch use. • Does not fit with stock tongue hitch 2016–2018. | | |

ACCESSORIES

HAWSE GUIDE

860201143

\$50.99



- Replaces Roller Fairlead for longer cable life.
- For use with synthetic cable only.
- Replaces Roller Fairlead when Synthetic Cable (715000539) is installed.

PROTECTION & REINFORCEMENT

REV GEN4

FULL BODY SKID PLATE

REV Gen4 (Narrow)

860201583 • Octane Blue
860201618 • Manta Green
860201227 • Black
860201441 • Sunburst Yellow

860201442 • Orange Crush
860201443 • White
860201809 • Lava Red

\$149.99



- Injection molded process provides better definition, a perfect fit and easier installation.
- For assertive riders who demand the utmost protection.
- Smooth bottom surface to reduce drag.
- 4 mm thick, high impact resistance polypropylene for durability.
- Attachment kit included.
- Chassis is premarked for easy installation.

FULL BODY SKID PLATE

REV Gen4 (Wide) 16" Tundra
REV Gen4 (Wide) 20" Skandic WT and Sport
REV Gen4 (Wide) 24" Skandic SWT

860202044 • Black
860202045 • Black
860202046 • Black

\$254.99
\$279.99
\$309.99


- 3-part kit includes main center section and easily removable extensions under running boards that protect brake and chaincase.
- Made of high molecular weight polyethylene.
- Provides maximum underbelly protection.

FULL BODY SKID PLATE

REV Gen4 (Wide) 16" & 20"

NEW 860202391 • Sunburst Yellow
860201847 • Lava Red
860201848 • Manta Green

860201653 • Black
860201810 • White

\$149.99



- Injection molded process provides smooth surface, better definition, a perfect fit and easier installation.
- For assertive riders who demand the utmost protection.
- Smooth bottom surface to reduce drag.
- 4 mm thick, high impact resistance polypropylene for durability.
- Extra wide, covers vital primary clutch, chaincase and front heat exchanger components to provide maximum underbelly protection.
- Attachment kit included.
- Chassis is premarked for easy installation.
- Except Expedition SWT, Skandic and Tundra

FULL BODY SKID PLATE

REV Gen4 (Wide) 24" Expedition SWT and Skandic SWT

860202043 • Black

\$309.99



- 3-part kit includes main center section and easily removable extensions under running boards that protect brake and chaincase.
- Made of high molecular weight polyethylene.
- Provides maximum underbelly protection.

EXTREME SKID PLATE

REV Gen4 (Narrow)

NEW 860202392 • Orange Crush
860202178 • Lava Red

860201738 • Black
860202177 • Octane Blue

\$139.99



- Injection molded process provides smooth surface, better definition, a perfect fit and easier installation.
- For assertive riders who demand the utmost protection.
- Smooth bottom surface to reduce drag.
- 4 mm thick, high impact resistance polypropylene for durability.
- Attachment kit included.
- Chassis is premarked for easy installation.

REV GEN4

| | | | |
|--------------------------|-------------------|--------------------------|----------------|
| RACING SKID PLATE | REV Gen4 (Narrow) | 860201579 • Black | \$90.99 |
|--------------------------|-------------------|--------------------------|----------------|



- Injection molded process provides smooth surface, better definition, a perfect fit and easier installation.
- For assertive riders who demand the utmost protection.
- Smooth bottom surface to reduce drag.
- 4 mm thick, high impact resistance polypropylene for durability.
- Attachment kit included.
- Chassis is premarked for easy installation.

TUNNEL RADIATOR PROTECTOR



| | | |
|---|------------------|----------------|
| REV Gen4 16"–137" (except short tunnel) | 860201830 | \$42.99 |
| REV Gen4 16"–146" (except short tunnel) | 860201831 | \$42.99 |
| REV Gen4 16"–154" (except short tunnel) | 860201832 | \$42.99 |
| REV Gen4 16"–165" (except short tunnel) | 860201833 | \$42.99 |

- Great protection for the tunnel.
- Keeps your tunnel free of scratches to maintain tunnel aesthetics.
- Does not fit with LinQ Snowboard/Ski Rack (860201255).
- Stock on REV Gen4 (Wide) 16" platform.

REV-XM & REV-XS

EXTREME SKID PLATE



| | | | |
|------------|---|--|-----------------|
| REV-XM, XS | 860201145 • Manta Green 860201146 • Sunburst Yellow 860200606 • Black 860200741 • Yellow | 860200742 • Orange Crush 860201032 • Lava Red 860201033 • White | \$134.99 |
|------------|---|--|-----------------|

- Injection molded process provides better definition, a perfect fit and easier installation.
- For assertive riders who demand the utmost protection.
- Smooth bottom surface to reduce drag.
- 4 mm thick, high impact resistance polypropylene for durability.
- Attachment kit included.
- Chassis is premarked for easy installation.
- Includes marking for 4-stroke oil change cut-out.

FULL BODY SKID PLATE



| | | | | |
|------------|--|---|---|--|
| REV-XM, XS | 860200605 • Black 860200739 • Yellow 860200740 • Orange Crush | \$144.99 \$149.99 \$144.99 | 860201034 • Lava Red 860201035 • White 860201147 • Manta Green 860201148 • Sunburst Yellow | \$144.99 \$144.99 \$149.99 \$144.99 |
|------------|--|---|---|--|

- Wide shape for full protection and maximum flotation.
- Injection molded process provides better definition, a perfect fit and easier installation.
- For assertive riders who demand the utmost protection.
- Smooth bottom surface to reduce drag.
- 4 mm thick, high impact resistance polypropylene for durability.
- Extra wide, covers vital primary clutch, chaincase and front heat exchanger components to provide maximum underbelly protection.
- Attachment kit included.
- Chassis is premarked for easy installation.
- Includes marking for 4-stroke oil change cut-out.

EXTREME & FULL BODY SKID PLATES

| | | | |
|-----------------------------|--|------------------|-----------------|
| FULL BODY SKID PLATE | REV-XU Expedition SE, Xtreme, LE (2009–2019) | 860200563 | \$179.99 |
|-----------------------------|--|------------------|-----------------|






- Provides additional underbelly protection in off-trail conditions.
- Made of high molecular weight polyethylene.
- Helps glide on snow and prevents snow from sticking to the frame.
- Works with A-arm protectors.
- Standard on REV-XU Expedition SE (2009–2019).

REAR SKID PLATE







| | | |
|-------------------|------------------|-----------------|
| REV-XU Expedition | 860201361 | \$149.99 |
|-------------------|------------------|-----------------|

- Extra underbelly protection.
- Protects components such as brakes and gearbox from impacts.
- High molecular weight polyethylene.
- Can be combined with Full Body Skid Plate (860200563) for maximum protection.
- REV-XU Expedition SWT not compatible with Rear Rack Extension (860200700).

| | | | |
|---|---|-----------|----------|
| FULL BODY SKID PLATE | REV-XP | 860200287 | \$119.99 |
|  | <ul style="list-style-type: none"> • High molecular weight polyethylene embossed with Ski-Doo logo. • For assertive riders who demand the utmost protection. • Attachment kit included. • Chassis is premarked for easy installation. | | |
| FULL BODY SKID PLATE | REV-XU WT 2016 and up | 860201342 | \$224.99 |
| | REV-XU SWT 2016 and up | 860201343 | \$259.99 |
| | REV-XU WT 2015 and prior | 860200702 | \$224.99 |
| | REV-XU Tundra | 860200601 | \$189.99 |
|  | <ul style="list-style-type: none"> • High molecular weight polyethylene. • Provides maximum underbelly protection in off-trail conditions. • Helps glide on snow and prevents snow from sticking to the frame. | | |
| FRAME UNDERBELLY BRACE KIT / S-MODULE REINFORCEMENT KIT | REV-XM, XS, XP, XR, XU Expedition | 860200905 | \$41.99 |
|  | <ul style="list-style-type: none"> • S module reinforcement, standard on 600 RS racing sled. • Compatible with Ski-Doo skid plates. | | |
| SKID PLATE FASTENER KIT <i>[Not illustrated]</i> | REV-XP, XR, XS, XM | 860200808 | \$10.99 |
| <ul style="list-style-type: none"> • Made to fit and hold your skid plate securely in place. | | | |

REINFORCEMENT

| | | | |
|---|---|--|----------|
| TUNNEL REINFORCEMENT | REV Gen4 Summit X with Expert package, Summit X & Freeride 154"-165" with tMotion Adjustable Limiter Strap [860201861] | 860201995 | \$154.99 |
|  | <ul style="list-style-type: none"> • Additional strength and traction along the running board. • Machined aluminum extrusions. • Colors to add some style. • Provides more support and boot traction for aggressive riders. | | |
| TUNNEL REINFORCEMENT | REV Gen4 MXZ & Renegade [except Renegade Backcountry, Backcountry X & X-RS and MXZ X-RS] | 860201584 • White 860201465 • Black 860201585 • Manta Green | \$154.99 |
|  | <ul style="list-style-type: none"> • Additional strength and traction along the running board. • Machined aluminum extrusions. • Colors to add some style. • Provides more support and boot traction for aggressive riders. | | |
| TUNNEL REINFORCEMENT | REV Gen4 Summit SP, Backcountry, Backcountry X | 860201636 • Black 860201730 • Octane Blue | \$154.99 |
|  | <ul style="list-style-type: none"> • Additional strength and traction along the running board. • Machined aluminum extrusions. • Colors to add some style. • Provides more support and boot traction for aggressive riders. | | |
| TUNNEL REINFORCEMENT | REV Gen4 Summit X [except with Expert package], Freeride 154"-165" | 860201638 • Black 860201783 • Lava Red 860201734 • Octane Blue | \$154.99 |
|  | <ul style="list-style-type: none"> • Additional strength and traction along the running board. • Machined aluminum extrusions. • Colors to add some style. • Provides more support and boot traction for aggressive riders. | | |

REINFORCEMENT

| | | | | | |
|---------------------------|--------|--------------------------|---------|-----------------------------|---------|
| CHASSIS REINFORCEMENT KIT | REV-XS | 860200521 • Viper Red | \$74.99 | 860201030 • Lava Red | \$74.99 |
| | | 860200813 • Aluminum | \$64.99 | | |
| | | 860200814 • Black | \$74.99 | | |
| | | 860200815 • Yellow | \$74.99 | | |
| | | 860200816 • White | \$74.99 | | |
| | | 860201031 • Orange Crush | | 860201150 • Fusion Red | \$75.99 |
| | | | | 860201151 • Sunburst Yellow | \$75.99 |



- Provides additional reinforcement to your tunnel along with improved grip.
- Easy installation.

- Except Renegade Backcountry & Backcountry X, XP, XR, XU Tundra (except 2015 and up)

RAIL REINFORCEMENT

REV Gen4 146" to 165" with tMotion and cMotion rear suspensions

860201005

\$65.99



- Increases rail strength and longevity.

RAIL REINFORCEMENT

REV Gen4, XM, XP 146" and up with tMotion and cMotion rear suspensions

860201464

\$99.99



- Lightweight cast aluminum construction.
- Increases rail strength and longevity.
- Can replace stock stiffner on Freeride.

TOE-HOLDS, FOOTRESTS & KNEE PADS

TOE-HOLDS

REWIND COVER

REV Gen4 (Narrow) Summit, Backcountry, Freeride

860201463

\$41.99



- Covers rewind handle to let your knees slide smoothly.
- Allows installation of Knee Pads (860201917).

ADJUSTABLE TOE-HOLDS

REV Gen4 16" Summit, Freeride, Backcountry and Expedition 16"

860201765

\$259.99



- Die-cast aluminum part.
- Allows user to adjust toe-hold position for different riding styles and control.
- Foldable to ease floorboard access.
- Adjustable 3" [7.6 cm] rearward and 1.5" [3.8 cm] upward.
- Forward/backward and top/down adjustments.

ADJUSTABLE TOE-HOLDS

REV Gen4 MXZ, Renegade and Grand Touring

860201305



\$259.99






- Adjustable solid toe-holds (non-folding).
- Provides 0.6" [1.5 cm] vertical and 1.6" [4 cm] horizontal adjustment range.
- Work with both size rubber shims and Lateral Footrests (860201402).

| | | | |
|---|--|---|-------------|
| FIXED TOE-HOLDS | REV Gen4 Summit, Freeride and Backcountry | 860201510 | \$860200164 |
|  | • Fixed toe-holds for control and leverage when boondocking. | | |
| SHIM KIT FOR TOE-HOLDS | REV Gen4 (Narrow) MXZ and Renegade | 860201408 | \$50.99 |
|  | • Spacers in two heights (10 mm, 20 mm) let you determine how tight your boots fit the toe-holds. | | |
| ADJUSTABLE TOE-HOLDS KIT | REV-XP, XR, XS, XU Tundra, XM [except 600 ACE & 900 ACE] | 860200743 • Aluminum | \$37.99 |
|  | • Kit provides easy adjustment to the toe-holds to match your riding style. | | |
| TUNNEL GRIP PLATES | Fit all models | 860200164 | \$36.99 |
|  | • Lightweight plastic grip plates for extra side boot grip in rough riding conditions. • Developed for the 600 Race sled. • Sold in pairs with complete hardware. | | |
| FOOTRESTS | | | |
| DRIVER FOOTREST | REV Gen4 MXZ, Renegade, Backcountry and Grand Touring | 860201932 • Black 860201613 • White 860201614 • Manta Green | \$134.99 |
|  | • Customize the fit and function of your sled. • Offers a natural angled platform for riders that push with their feet. • Machined aluminum extrusions in different colors, add traction and style. • Fits with Lateral Footplates [860201402]. | | |
| FRONT FOOTREST | REV-XS, XM | 860200906 | \$99.99 |
|  | • A must for aggressive riders. • Sloped plate provides a relaxed ankle position during long rides. | | |
| LATERAL FOOTPLATES | REV Gen4 [except Renegade Enduro, Grand Touring Limited and Expedition SE] | 860201402 | \$109.99 |
|  | • Cast aluminum outer support for riders that use their feet to push in corners, or desire a more locked feel. • Does not fit with air suspension. | | |
| REAR FOOTREST | REV Gen4 Summit SP | 860201504 | \$75.99 |
|  | • Additional boot grip on rear tunnel. • Integrated design, looks and functions great. | | |

FOOTRESTS



| | | | |
|--|--|-----------------------------|----------------|
| PASSENGER FOOTREST KIT | REV-XS 137", XR and XP 137"-154" | 860200810 • Aluminum | \$44.99 |
|  | <ul style="list-style-type: none"> • Does not fit with rMotion adjusters. | | |
| REAR FOOTREST KIT | REV-XM | 860200889 | \$79.99 |
|  | <ul style="list-style-type: none"> • Provides additional boot grip at the rear of the tunnel when climbing. | | |








KNEE PADS

| | | | |
|--|---|------------------|----------------|
| KNEE PADS | REV Gen4 without manual reverse | 860201917 | \$80.99 |
|  | <ul style="list-style-type: none"> • Designed for a perfect fit on REV Gen4 (Narrow). • Provide comfort, impact absorption and extra knee grip. • Injected molded soft material. • Easy install with peel-off adhesive. <ul style="list-style-type: none"> • REV Gen4 (Narrow): Rewind Cover (860201463) required if pull start. | | |
| SECOND STEP KNEE PADS | REV Gen4 (Wide) 16" | 860202063 | \$55.99 |
|  | <ul style="list-style-type: none"> • Designed to add extra knee grip and absorbing impacts when leaning forward in aggressive cornering situations. • Injected molded soft material. • Easy install with peel-off adhesive. | | |
| MANUAL REVERSE KNEE PADS | REV Gen4 (Wide) 16" with manual reverse | 860201916 | \$95.99 |
|  | <ul style="list-style-type: none"> • Provides comfort, impact protection and extra grip. • Injection molded soft material. • Easy install with peel-off adhesive. | | |

SUSPENSION & FOX[†] SHOCK KITS

SUSPENSION

| | | | |
|--|--|------------------|-----------------|
| REMOTE COUPLER BLOCK ADJUSTER | REV Gen4 129" & 137" with rMotion rear suspension | 860201902 | \$369.99 |
|  | <ul style="list-style-type: none"> • Allows rider to attune ski-loading to current trail conditions. • Quickly change coupler block position with a twist of the wrist. • Go from uncoupled to your preferred coupled setting instantly. <ul style="list-style-type: none"> • Coupled = less transfer, more weight on skis under acceleration. • Uncoupled = more transfer, easier to lift skis under acceleration. • Patent pending. | | |
| TMOTION ADJUSTABLE LIMITER STRAP | REV Gen4 (Narrow) with tMotion and cMotion rear suspensions (except Freeride 146" 2020 and prior & Backcountry X-RS) | 860201861 | \$169.99 |
|  | <ul style="list-style-type: none"> • Quickly change limiter strap length by flipping a lever, to attune ride and handling to snow conditions and terrain. • Shortening keeps the front end lower and improves track approach angle. • Lengthening increases transfer and lifts the front end higher. <ul style="list-style-type: none"> • Adjustment is equivalent to 2 holes on a conventional strap [1.3"/34 mm]. • Slim, non-intrusive design. • 2 initial settings to choose from: holes 3 to 5 or 2 to 4 (compared to conventional strap hole positions). • US patent 9022156. | | |

| | | | |
|---|--|-----------|----------|
| TMOTION ADJUSTABLE LIMITER STRAP REPLACEMENT PARTS KIT <i>(Not illustrated)</i> | REV-XM | 860201426 | \$45.99 |
| CURVED A-ARMS | REV Gen4 (with 36" ski stance) | 860201679 | \$429.99 |
|  | <ul style="list-style-type: none"> • Redesigned to be more effective. • Provides more clearance for less drag in deep snow. • Reduces damage from objects hidden below the snow. • Quick-disconnect sway bar kit, double ball joint link and anti-roll bar link included. | | |
| FRONT SUSPENSION WIDENING KIT | REV Gen4 Summit & Freeride with 36" RAS 3 front suspension | 860201588 | \$859.99 |
|  | <ul style="list-style-type: none"> • Adjustable width 38.4"–40.1" (975–1,019 mm). • Includes X package shock absorbers and springs. | | |
| RAS X FRONT SUSPENSION UPGRADE KIT (WITHOUT SHOCKS) | REV Gen4 MXZ, Renegade and Grand Touring with RAS 3 front suspension | 860202187 | \$629.99 |
|  | <ul style="list-style-type: none"> • Update your sled RAS 3 to the new RAS X configuration. • Provides wider ski stance offering sure-footed cornering with improved bump performance. • Kit includes new spindles and A-Arms and all necessary hardware. • Compatible with Pilot X Skis. | | |
| FRONT SUSPENSION KIT (36") | REV-XM, XS, XP | 860201153 | \$849.99 |
|  | <ul style="list-style-type: none"> • To update your sled to the REV-XM Summit X with T3 package. • Delivers the agility of the original S-36 handling package, plus the benefits of the RAS 2. • Better straightline tracking on big bumps. • Lighter weight. • Great styling. • HPG shocks. • Ski stance adjustable from 35.7" (90 cm) to 37.4" (95 cm). | | |
| FRONT SUSPENSION KIT (42" WITH SHOCKS) | REV-XM, XS, XP without 42" front suspension | 860201353 | \$849.99 |
|  | <ul style="list-style-type: none"> • To update your sled to the RAS 2 X package configuration. • 42" (107 cm) RAS 2 front suspension kit. • Updates sleds to latest REV-XS trail front end. • Better straightline tracking on big bumps. • Lighter weight. • Great styling. • HPG Plus R shocks with rebound adjustment. • Includes spindle compatible with Pilot TS ski. | | |
| FRONT SUSPENSION KIT (42" WITHOUT SHOCKS) | REV-XS, XP, XR with 42" front suspension | 860201241 | \$579.99 |
|  | <ul style="list-style-type: none"> • To update your sled to the RAS 2 configuration. • Ideal for converting older vehicle to new adjustable TS ski. • For vehicles with 42" (107 cm) front suspension, reuse your stock shocks. • Updates sleds to latest REV-XS trail front end. • Better straightline tracking on big bumps. • Lighter weight. • Great styling. • Includes spindle compatible with Pilot TS ski. | | |
| SWAY BAR QUICK-DISCONNECT LINK KIT | REV Gen4 Summit & Freeride, XM & XP Summit 2013 to 2020 | 860200811 | \$75.99 |
| | REV-XP Summit 2012 and prior | 860200667 | \$75.99 |
|  | <ul style="list-style-type: none"> • Kit allows you to utilize the benefits of a sway bar on rough trails and quickly disconnect it for sidehilling. • Sold individually. | | |

KYB SHOCKS

NEW KYB PERFORMANCE SHOCKS KIT

REV Gen4 with RAS X suspension [except SAS]

860202466

\$1,299.99

- Race Edition KYB shock absorbers.
- Piggy Back 46 mm bodies with 16 mm shaft.
- Feature separate adjustments for high and low speed compression plus rebound damping.

- Kashima coated for friction-free performance and long life.
- Fits RAS X front suspension.



FOX SHOCK KITS

NEW FRONT SHOCKS – LIGHTWEIGHT FLOAT 3 EVOL QS

REV Gen4 Summit & Freeride

860202277

\$1,594.99

- Two separate air chambers replace coil springs and offer multiple tuning options. The QS3 adjustments offer 3 positions for easy and quick compression and rebound adjustments.

- FEATURES:
 - Optimized lightweight shock design.
 - One piece, aluminum mounting hardware.
 - High-flow velocity-sensitive damping.
 - Internal groove position sensitive technology.
 - Fully rebuildable and re-tuneable.
 - Ski stance: 36".

NEW REAR TRACK SHOCKS – LIGHTWEIGHT FLOAT 3 QS3 (CENTER) / 1.5 ZERO QSR WITH LOCK-OUT (REAR)

REV Gen4 Summit & Freeride 146", 154", 165" with tMotion

860202278

\$1,294.99

- This FOX kit features the Lightweight Float 3 center and 1.5 Zero with lock-out rear shocks to help your sled get skinny. The center shock features QS3 three position adjustment for quick, easy compression and rebound adjustments, the rear features QS3 compression adjustment plus a lockout feature.

- FEATURES:
 - Optimized lightweight shock design
 - One piece, aluminum mounting hardware
 - High-flow velocity-sensitive damping
 - Internal groove position sensitive technology
 - Fully rebuildable and re-tuneable
 - Fits 146"-165" track lengths

NEW FRONT SHOCKS – LIGHTWEIGHT 1.5 ZERO QS3-R

REV Gen4 Summit & Freeride

860202275

\$1,494.99

- The newest version of FOX's renowned lightweight shocks and springs to fit deep snow sleds. They feature QS3 three position adjustment for quick, easy compression and rebound adjustments and fit S-36 front suspensions.

- FEATURES:
 - Optimized lightweight spring & shock design.
 - FOX ice scraper technology (FIST).
 - One piece, aluminum mounting hardware.
 - High-flow velocity-sensitive damping.
 - Internal groove position sensitive technology.
 - Fully rebuildable and re-tuneable.
 - Ski stance: 36".

NEW REAR TRACK SHOCKS – LIGHTWEIGHT 1.5 ZERO QS3-R (CENTER) / LIGHTWEIGHT 1.5 ZERO QSR WITH LOCKOUT (REAR)

REV Gen4 Summit & Freeride 146", 154", 165" with tMotion







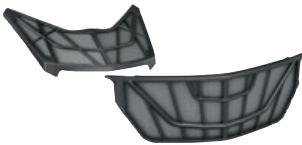
860202276



\$1,294.99

- The newest version of FOX's renowned lightweight shocks to fit deep snow rear suspensions. The center shock features QS3 three position adjustment for quick, easy compression and rebound adjustments, the rear features QS3 compression adjustment plus a lockout feature.





- FEATURES:
 - Optimized lightweight spring & shock design.
 - FOX ice scraper technology (FIST).
 - One piece, aluminum mounting hardware.
 - High-flow velocity-sensitive damping.
 - Internal groove position sensitive technology.
 - Fully rebuildable and re-tuneable.
 - Fits 146"-165" track lengths.




VENT KITS & PREFILTERS

| | | | |
|---|---|-----------|----------|
| PREFILTER GRILLE KIT | REV Gen4 (Narrow) | 860201224 | \$119.99 |
|  <ul style="list-style-type: none"> • Reduces water and snow intrusion with a clean, integrated look. • Easily removable bottom grille. • Snap-in top grille. • Airbox pop-off valve filter. | | | |
| UPPER PREFILTER AND POP-OFF VALVE FILTER KIT | REV Gen4 (Narrow) | 860201756 | \$50.99 |
|  | | | |
| AIRBOX POP-OFF VALVE FILTER KIT | REV Gen4 850 E-TEC, 600R E-TEC, 600 EFI | 860201755 | \$21.49 |
|  | | | |
| HEAVY-DUTY AIR INTAKE FILTERS | REV Gen4 | 860201399 | \$109.99 |
|  <ul style="list-style-type: none"> • Filters prevent water intrusion and snow buildup. • Reinforced intake filters, preventing damage in heavy use. • Replacement for stock filters. • Not compatible with One-Piece Lightweight Hood | | | |
| PREFILTER GRILLE KIT | REV-XM, XS | 860200610 | \$114.99 |
|  <ul style="list-style-type: none"> • Fully integrated overmolded prefilter snap-in grilles. • Repels and prevents snow from entering bottom pan and hood openings. • Kit includes easily removable bottom pan grille, lower pan cover plugs, hood grille, and air-box pop-off valve prefilter. | | | |
| REPLACEMENT FRONT PREFILTER | REV-XM, XS | 517305029 | \$29.99 |
|  | | | |
| PREFILTER GRILLE KIT | REV-XU Expedition, Skandic | 860201152 | \$114.99 |
|  <ul style="list-style-type: none"> • Keeps snow and moisture out, lets air in. • Plastic frame molded over mesh for strength. • Installs easily. • Totally integrated design. • Kit includes filters for bottom pan and hood openings. | | | |
| <ul style="list-style-type: none"> • Not compatible with Heavy-Duty Front Bumper with 2" Receiver (860200987). | | | |

| | | | |
|---|--|------------------|-----------------|
| VENT KIT FOR SIDE PANELS | REV-XM | 860200609 | \$204.99 |
|  | <ul style="list-style-type: none"> • Fast air-evacuating overmolded prefilter vents. • Easy do-it-yourself installation onto premarked production side panels. • 1 3/4" holesaw required. • Use in conjunction with your stock vehicle panels. • For racing applications only. <ul style="list-style-type: none"> • Kit includes vents for both side panels (24x). • Foam with foil included. | | |
| VENT KIT | All models | 860200684 | \$64.99 |
|  | <ul style="list-style-type: none"> • Assortment of replacement or additional vents (7x) with hardware. • Can be installed on most body panels with relatively flat surface and 2.5 to 3.2 mm thickness. | | |




COOLING & LUBRICATION

| | | | |
|---|---|--|---|
| NEW SUMMIT EXPERT SNOWFLAP | REV Gen4 with short tunnel | 860202393 | \$129.99 |
|  | <ul style="list-style-type: none"> • Removable snowflap extension that helps engine cooling in hardpack, low & icy snow conditions when installed. • Stows on the tunnel when not in use. • Installs on the stock lightweight snowflap of Summit & Freeride models with short tunnel. • Compatible with stock and hitch bumpers. | | |
| LinQ REMOVABLE SNOW FLAP | REV Gen4 Freeride & Summit 154" and longer REV Gen4 146" Backcountry, Summit, Freeride: specific installation required, see instruction sheet for details | 860201914 | \$129.99 |
|  | <ul style="list-style-type: none"> • Lets you play in the deep powder with no restriction. • Retains cooling properties when installed. • Stows on tunnel when not in use. • Installs with stock snowflap. <ul style="list-style-type: none"> • Does not fit with Hitch Rear Bumper • Does not fit short tunnel | | |
| SNOWFLAP | REV-XP, XR except GTX, Grand Touring, XU Expedition 2009 and up | 860200106 • Black / Yellow 860200467 • Black / Grey | \$79.99 |
|  | <ul style="list-style-type: none"> • Customize your sled. • Hardware included. | | |
| NEW TUNNEL ICE SCRATCHERS WITH REPLACEABLE TIPS | REV Gen 4 16" (129") and Grand Touring LTD REV Gen4 16" (137" and up) and Summit XM REV Gen4 20" & 24" | 860202267* 860202387 860202388 | \$119.99 \$119.99 \$134.99 |
|  | <ul style="list-style-type: none"> • Thoughtful design features replaceable carbide tips. • Provides additional cooling in hard or icy snow conditions. • Coil design allows reverse operation without damage. • Easily stored below running board when not in use. • Not compatible with models equipped with SAS (Smart-Shock Semi-Active Suspension). <p><i>*Not compatible with MXZ 129" with quick-adjusters.</i> <i>*Not compatible with 129" & 137" Sport models with SC-5M suspension.</i> <i>*Bracket [860201503] required for MXZ 129" with quick-adjusters.</i></p> | | |

| | | | |
|---|--|--------------------------------|-----------------|
| ICE SCRATCHERS TIPS | Fits with Tunnel Ice Scratchers with replaceable tips | 860201446 • Delta shape | \$37.99 |
|  | <ul style="list-style-type: none"> • Ice scratcher replaceable carbide tips. | | |
| RAIL ICE SCRATCHERS | REV Gen4, XM, XP Summit & Freeride | 860201728 | \$95.99 |
|  | <ul style="list-style-type: none"> • Provide additional lubrication in hard and icy conditions. • Rail mounted, small, light. • Design expands on coil concept to allow reversing without damage. • Easily stored when not in use. | | |
| AIR RADIATOR KIT | REV-XS & XR with 600 & 900 ACE (2014 and prior and 2016 and up, 2015 models require kit 860201341) | 860201350 | \$459.99 |
| | REV-XS 1200 4-TEC (2016 and up) | 860201401 | \$559.99 |
| | REV Gen4 (Wide) with 600 ACE, 900 ACE and 900 ACE Turbo | 860202038 | \$459.99 |
| | REV Gen4 (Wide) Expedition, Skandic and Tundra with 600 EFI | 860202144 | \$459.99 |
|  | <ul style="list-style-type: none"> • Provides additional cooling in extreme conditions. • Not compatible with Auxiliary LED Light (860201235). | | |

ELECTRICAL & ELECTRONICS

ELECTRICAL

| | | | |
|---|---|------------------|-----------------|
| ENGINE HEATER KIT | 600 ACE, 900 ACE (2018 and prior) | 860201315 | \$189.99 |
|  | <ul style="list-style-type: none"> • Improves starting in extreme cold temperatures. | | |
| BLOCK HEATER KIT | REV Gen4 (Wide) with 900 ACE Turbo and 900 ACE (2019 and up) | 860201671 | \$99.99 |
|  | <ul style="list-style-type: none"> • Allow easy starts in the coldest of conditions. • Easy installation. | | |
| PRIMER KIT | REV-XU Tundra | 860200416 | \$41.99 |
|  | <ul style="list-style-type: none"> • Provides hassle-free starting in extreme cold temperatures. | | |

ELECTRICAL

| | | | |
|-----------------------------|--|------------------|-----------------|
| ELECTRIC STARTER KIT | REV-XP, XM, XS 600 E-TEC (2009 and up), 800R, 800R E-TEC | 860200627 | \$599.99 |
| | REV-XP with 500 SS, 600 Sport (2009 and up), XP Fan, XU Tundra | 860201085 | \$599.99 |
| | REV Gen4 (Narrow) | 860201282 | \$609.99 |



- Start your sled with the simple push of a button.
- Kit components may vary per model.

| | | | |
|---------------------------|--|------------------|-----------------|
| REWIND STARTER KIT | 600 H0 E-TEC, 800R E-TEC engines (except REV-XU Expedition, WT, SWT) | 860201053 | \$189.99 |
| | REV Gen4 16" 600R E-TEC, 850 E-TEC and 600 EFI | 860201410 | \$189.99 |
| | REV Gen4 20" (Wide) 850 E-TEC, 600R E-TEC, 600 EFI | 860202123 | \$179.99 |



- Complete rewind kit.
- Rewind handle locates behind panel; instant handle access requires different side panel.

| | | | |
|-----------------------------|----------|------------------|----------------|
| USB POWER OUTLET KIT | REV Gen4 | 860201261 | \$47.99 |
|-----------------------------|----------|------------------|----------------|



- Provides clean, stable power to recharge your electronics while riding.
- Dual USB ports.
- Plug-and-play installation.
- Includes wiring harness.

| | | | |
|--|---|------------------|----------------|
| 12-VOLT POWER OUTLET KITS <i>[Not illustrated]</i> | REV-XP, XR, XU Tundra (except standard 2011-2012) | 860200196 | \$31.99 |
| | REV-XM, XS | 860200632 | \$31.99 |
| | REV Gen4 | 860201423 | \$43.99 |

- Power up all your electronics with these easy-to-mount 12V plugs.
- Install inside storage compartment.
- Wiring harness included.

| | | |
|---|------------------|----------------|
| 12-VOLT POWER OUTLET REPLACEMENT KIT | 861507200 | \$28.99 |
|---|------------------|----------------|



- Wiring harness is not included.

| | | | |
|--|---------------------------|------------------|----------------|
| 12-VOLT PLUG FOR LinQ MULTI-MOUNT PLATE | REV Gen4 (Wide) 20" & 24" | 860201888 | \$40.99 |
| | REV Gen4 16" | 860202069 | \$40.99 |









- Standard 12V outlet for the rear of the vehicle.
- Multi LinQ Plate Retrofit Kit (860202133) required for installation on Skandic Sport.

| | | | |
|--|--|----------------------------|----------------|
| REAR 12-VOLT POWER OUTLET <i>[Not illustrated]</i> | REV-XU Skandic & Expedition without E-TEC engine | 860200979 | \$35.99 |
| • Mounts inside rear seat storage compartment. | | • Wiring harness included. | |

| | | | |
|---|-------------------------------|------------------|----------------|
| HEATED VISOR KIT <i>[Not illustrated]</i> | REV Gen4 | 860201283 | \$38.99 |
| | REV-XM, XS, XP, XR, XU Tundra | 860201234 | \$38.99 |

- Easy install plug-in for visor kit or heated bags.
- Wiring harness included.

| | | |
|---|---|---|
| HEATED PASSENGER VISOR KIT | 860200882 | \$41.99 |
|  | <ul style="list-style-type: none"> • Enjoy fog-free riding with this visor kit option for your 1 + 1 Seat. • To be used in conjunction with Heated 1 + 1 Grips with Guards (860200584). | |
| 1+1 SEAT ELECTRICAL VISOR/ HEATED BOOTS WIRE HARNESS | REV Gen4 | 860201981 \$65.99 |
|  | <ul style="list-style-type: none"> • Works in conjunction with the LinQ 1+1 Seat Heated Grips (860201840). • Provides 2 extra connections: one connection for electric visor and one connection for heated boots. | |
| RCA ADAPTOR PLUG KIT | 515176794 | \$12.49 |
|  | <ul style="list-style-type: none"> • Y plug power splitter lets you connect 2 heating components or 1 heater and 1 electrical visor. | |
| ELECTRIC ACCESSORIES Y-ADAPTOR <i>[Not illustrated]</i> | REV-XP, XR, XU | 860201141 \$41.99 |
| <ul style="list-style-type: none"> • Harness enables use of more than one plug-and-play accessory. | | <ul style="list-style-type: none"> • Required when using more than one of either of these accessories: Signature LED Light for Handguards, GPS, Ambient Air & Engine Temperature Module. |
| ELECTRIC ACCESSORIES WIRING HARNESS <i>[Not illustrated]</i> | REV-XS, XM, XP, XR, XU Tundra [except Tundra Standard 2011-2012] | 860200817 \$41.99 |
| <ul style="list-style-type: none"> • Electrical kit required when combining multiple accessories. | | |
| ELECTRONICS | | |
| E LinQ | REV Gen4 [except Summit, Freeride & 600 EFI] | 860201719 \$144.99 |
|  | <ul style="list-style-type: none"> • Combines both DESS™ cord and heated visor cord into one. • Same type of magnetic connector as used on OXYGEN helmet. • Easily converts standard DESS cord into a powered cord. • Eliminates chance of a broken connector. | |
| <ul style="list-style-type: none"> • Increases freedom of movement, no longer requiring you to manage an additional cord. • Easy and quick connection that self-locates.. • Works with any electric helmet and 12V heated visor. • Maintains power connection 100% of the time. | | |
| E LinQ RF DESS KEY | REV Gen4 | 515178582 \$69.99 |
|  | <ul style="list-style-type: none"> • Sold as replacement part for the E LinQ vehicle connector. | |
| DESS CORD HOLDER | REV Gen4 | 278003870 \$8.09 |
|  | <ul style="list-style-type: none"> • Hook currently sold with the E LinQ vehicle connector (860201719). • Sold both as a replacement part for the E LinQ and as an add-on for any DESS cord from the last 10 years. • Allows rider to attach DESS cap to the jacket and provides out-of-the-way convenience when not in use. | |

ELECTRONICS

| | | | |
|---|--|---|----------|
| PROGRAMMABLE RF D.E.S.S.™ KEY | 2015 and up vehicles with 600, 900 ACE, 900 ACE Turbo or 1200 engine | 860201162 • Green | \$50.99 |
| | | 515178286 • Black | \$59.99 |
|  | <ul style="list-style-type: none">Digitally Encoded Security System (D.E.S.S.) key's ball-and-socket design provides riders with easy and quick starts every time.Anti-theft technology, the key communicates with the vehicle wirelessly so the vehicle starts only when the key code matches the vehicle, for ultimate peace of mind.Color options facilitate the differentiation between the programmed keys. | <ul style="list-style-type: none">Programmable RF D.E.S.S.™ Key can also be programmed to limit the speed of the snowmobile and the engine torque. Enabling first-time users and less experienced operators to learn how to operate while gaining the necessary confidence and control. <p><i>Speed limitation is available on: 2015 and up 600, 900 ACE, 900 ACE Turbo models and on 2017 and up 1200 engine models.</i></p> | |
| PROGRAMMABLE D.E.S.S.™ KEY | | 515178284 • Black | \$49.99 |
| | | 860200907 • Green | \$53.99 |
|  | <ul style="list-style-type: none">Anti-theft technology, Digitally Encoded Security System (D.E.S.S.) key easily snaps onto the vehicle and provides riders with easy and quick starts every time.The key communicates with the vehicle wirelessly so the vehicle starts only when the key code matches the vehicle, for ultimate peace of mind. | <ul style="list-style-type: none">The Programmable D.E.S.S. Key can also be programmed to limit the speed of the snowmobile and the engine torque. Enabling first-time users and less experienced operators to learn how to operate while gaining the necessary confidence and control. <p><i>Speed limitation is available on: 2014 900 Ace engines.</i></p> | |
| GARMIN ZUMO® 590 GPS | REV Gen4 | 860201263* | \$949.99 |
|  | <ul style="list-style-type: none">5" (12.7 cm) sunlight readable, glove-friendly screen.Bluetooth® technology can pair with cell phones.US topo maps included, trail maps can be downloaded. | <ul style="list-style-type: none">Cradle and harness included.Glovebox Extension/GPS Support (860201249) required for mounting. | |
| GARMIN ZUMO® 590 GPS MOUNT SUPPORT KIT | REV Gen4 | 860201262 | \$199.99 |
|  | <ul style="list-style-type: none">Mount for Garmin Zumo 590 GPS allows use on more than one vehicle.Plug-and-play wire harness.Included in Garmin Zumo 590 GPS (860201263 for US and 860201412 for CA). | | |
| MONTANA® GPS AND SUPPORT KIT | REV-XM, XS, XU, XR | 860201417 | \$689.99 |
|  | <ul style="list-style-type: none">One of the best GPS systems available, designed to fit your sled perfectly with plug-and-play hook-up.Glovebox Extension required (860200707) for REV-XS, XM.Universal GPS Support Kit (860201018) required for REV-XU, XR. | | |
| MONTANA GPS SUPPORT KIT <i>(Not illustrated)</i> | REV-XS, XM | 860201029 | \$109.99 |
| <ul style="list-style-type: none">Mounting kit and hardware for Garmin Montana GPS. | | <ul style="list-style-type: none">To be able to use GPS on more than one vehicle. | |
| UNIVERSAL GPS SUPPORT KIT | REV-XR, XU | 860201018 | \$85.99 |
|  | <ul style="list-style-type: none">Kit includes mount, wiring harness and all hardware.GPS sold separately.Requires Montana GPS and Support Kit (860201417). | | |

RH-5R RUGGED RADIO**860201966****\$169.99**

- Dual band (VHF/UHF) frequency operation.
- 5 watts of power.
- High capacity lithium-ion battery.
- FM radio.
- Emergency alarm function.

- Dual watch/dual reception.
- Backlit display illumination.
- Battery "save" function.
- Selectable scan mode.
- Includes waterproof speaker hand microphone.

AMBIENT AIR & ENGINE TEMPERATURE MODULE2015 and up for all platforms
REV Gen4**860201021*****\$164.99****860201362****\$179.99**

- Get both outside air and engine temps on your cluster.
- Fits both analog and digital multifunction gauge.
- Plug-and-play in vehicle harness.


**Except fan-cooled engines and 2015 P-TEK.*

TRAILERING & COVERS

SUPERGLIDE II PRO**860201216****\$119.99**

- No more ripping up the plywood on your trailer.
- Allows skis to glide with ease.
- Traction knobs incorporated for better traction.
- Exclusive venting, protects the deck of your trailer from moisture damage.

- Total length of 20' (6 m).
- Each box contains 8 pieces 8.5" x 29.5" (21.5 cm x 74.9 cm).
- Comes with 48 specially coated screws with grommets.

SUPERGLIDE II WIDE**860201592****\$174.99**

- Allows sled skis to glide with ease.
- Specifically designed traction knobs provide improved traction for your feet.
- Oval mounting channels and custom shoulder screws prevent warping by allowing for expansion and contraction that results from varying temperature.

- Exclusive venting, protects the deck of your trailer from moisture damage.
- Each box contains 8 pieces 13.5" x 29.5" (34.3 cm x 74.9 cm).
- Comes with 72 specially coated screws with grommets.
- Total length of 20' (6 m).

SUPERGLIDE EDGE RAIL TRIM**860201217 • Aluminum****\$64.99**

- To secure Superglides on ramps or decks leaving an encapsulated finished edge.









SUPER TRACTION GRID**860201593****\$84.99**

- Super Traction Grids' strategic grid pattern provides incredible grip and accommodates all snowmobile tracks, even with paddles or studs.
- Each box contains 4 pieces 8.25" x 30" (20.9 cm x 76.2 cm) and hardware.

SUPERCLAMP II**860200950****\$234.99**

- Innovative trailer tie-down system.
- Silicone rubber pads to protect your skis.
- Front and middle handles allow easy maneuverability.
- Pad lock compatible, becomes a theft deterrent.

- Tension adjustment knob—fits all snowmobiles.
- Comes with screw style deck hook.

| | | | |
|---|---|------------------------|-----------------|
| REAR SUPERCLAMP WITH SUPERTRAC | | 860201425 | \$174.99 |
|  | <ul style="list-style-type: none"> • Snowmobile tie-down system for rail. • Silicone rubber pads to protect snowmobile suspension skid. • Tension adjustment knob—fits all snowmobiles. • 12" (30 cm) Supertrac kit included. • Padlock compatible, becomes a theft deterrent. | | |
| RAMP CROSSBAR PROTECTORS | 2 pieces with 6 screws | 860201672 | \$14.99 |
| | 10 pieces with 30 screws | 860201673 | \$39.99 |
| | 24 pieces with 72 screws | 860201674 | \$79.99 |
|  | <ul style="list-style-type: none"> • Enhance and protect your ramp investment • Designed to mount over 1" ramp crossbars on solid, double and tri-fold loading ramps. • 2 pieces together helps prevent stud damage to loading ramps from snowmobile studded tracks while adding traction | | |
| SUPERTRAC KIT | | 860201413 • 12" | \$39.99 |
| | | 860201414 • 24" | \$49.99 |
| | | 860201415 • 48" | \$69.99 |
|  | <ul style="list-style-type: none"> • Includes: 1 piece Supertrac, 1 Supertrac deck hook, 2 end caps and all mounting hardware. | | |
| T-STYLE DECK HOOK | | 860200995 | \$19.99 |
|  | <ul style="list-style-type: none"> • For trailers with a channel in the floor. | | |
| SUPERTRAC DECK HOOK | REV Gen4 (Narrow) | 860201416 | \$19.99 |
|  | <ul style="list-style-type: none"> • For Supertrac. • Adjustable and removable hook. | | |
| SCREW STYLE DECK HOOK | | 860200994 | \$19.99 |
|  | <ul style="list-style-type: none"> • Most common. • Comes standard with front Superclamps. • Screws into the existing hole where you would screw the old style bar and crank into or make your own holes. | | |
| LIGHTWEIGHT PACKABLE COVER | REV Gen4 | 860202172 | \$99.99 |
|  | <ul style="list-style-type: none"> • Compact, lightweight and packable. • Covers front lights, handlebar, cluster, glovebox and seat area. • Fits all REV Gen4 from 16" to 24". | | |
| TUNNEL COVER | REV Gen4 (Narrow) & (Wide) 16" up to 146" length sleds | 860201844 | \$60.99 |
|  | <ul style="list-style-type: none"> • Protects tunnel accessories (single stacked). • Compatible with all covers (except Grand Touring Limited). • Easy to install. • Not compatible with LinQ Saddlebags (860200624). | | |

WHICH COVER BEST FITS YOUR SLED?

EQUIVALENT CONFIGURATION AND POSSIBLE OPTIONS

PLATFORMS & STOCK MODELS

| | | 1-UP SEAT | SHORT 2-UP SEAT (TUNDRA) | 1 + 1 SEAT | 2-UP SEAT | BACKREST | PASSENGER HANDGRIPS | PASSENGER WIND DEFLECTORS | NO WINDSHIELD | ULTRA LOW WINDSHIELD | LOW WINDSHIELD | MEDIUM WINDSHIELD | HIGH WINDSHIELD | EXTRA HIGH WINDSHIELD | ULTRA HIGH WINDSHIELD | MIRRORS ON WINDSHIELD SIDE DEFLECTORS | HANDLEBAR AIR DEFLECTORS | MIRRORS ON HANDLEBAR AIR DEFLECTORS | MIRRORS ON SIDE PANEL | MXZ HI-RISER KIT | SUMMIT HI-RISER KIT | EXTRA FRONT BUMPER | LUGGAGE BOX | WRAP-AROUND BUMPER | CARGO BOX | SKU | PRICE |
|---|--|-----------|--------------------------|------------|-----------|----------|---------------------|---------------------------|---------------|----------------------|----------------|-------------------|-----------------|-----------------------|-----------------------|---------------------------------------|--------------------------|-------------------------------------|-----------------------|------------------|---------------------|--------------------|-------------|--------------------|-----------|------------|----------|
| RIDE-ON-COVER SYSTEM WITH RAP-CLIP | | | | | | | | | | | | | | | | | | | | | | | | | | | |
| REV GEN4 16" | Summit, Freeride | • | | | | | | | • | • | • | | | | | • | • | | • | • | | | | | | 860201884 | \$289.99 |
| | Summit or Freeride with Medium or High Windshield | • | | | | | | | | | | • | • | | | • | | | | • | • | | | | | 860201885 | \$289.99 |
| | MXZ, Renegade Sport, Renegade Adrenaline, Renegade X, Renegade X-RS, Backcountry, Mach Z | • | | | | | | | • | • | • | | | | | • | • | | • | • | | | | | | 860201842 | \$289.99 |
| | Renegade Enduro | • | | | | | | | | | | • | | | | • | | | • | • | | | | | | 860201886 | \$289.99 |
| | MXZ, Renegade, Backcountry with High or Ultra High Windshield | • | | | | | | | | | | | • | | • | • | | | • | • | | | | | | 860201841 | \$289.99 |
| | MXZ, Renegade, Backcountry, Grand Touring Sport, Expedition Sport | | | • | • | • | • | • | | | | • | • | | • | • | | | • | • | | | | | | 860201843 | \$319.99 |
| REV GEN4 (WIDE) 16" | Grand Touring LTD | | | • | • | • | • | • | | | | • | • | | • | • | | | • | • | • | | | | | 860201887 | \$319.99 |
| | G4 Wide 1-Up with Wrap-Around Bumper | • | | | | | | | | | | • | • | | • | • | | | • | • | | | • | | | 860201908 | \$319.99 |
| | G4 Wide 2-Up with Wrap-Around Bumper | | | • | • | • | • | • | | | | • | • | | • | • | | | • | • | | | • | | | 860201909 | \$319.99 |
| | Tundra | | • | • | | | | | | | • | • | • | | • | • | | | | • | | | • | | | 860202173 | \$279.99 |
| REV GEN4 (WIDE) 20" & 24" | Expedition LE, Expedition SE | | | | • | • | • | • | | | | • | • | | • | • | | | | • | • | | | • | • | 860201972 | \$279.99 |
| | Expedition Xtreme | • | | | | | | | • | • | • | • | | | | | | | | • | • | | | • | • | 860201973 | \$274.99 |
| | Skandic & Expedition SWT | | | | • | • | • | • | | | | • | • | | • | • | | | | • | • | | | • | • | 860202200 | \$299.99 |
| INTENSE RAP-CLIP COVER | | | | | | | | | | | | | | | | | | | | | | | | | | | |
| REV-XM | Summit SP | • | | | | | | | | | • | • | | • | • | | | | | • | • | | | | | 860201375 | \$264.99 |
| | Renegade Backcountry | • | | | | | | | | | | • | • | | • | | | | • | • | | | | | | 860201374 | \$264.99 |
| | REV-XM with Medium-High Windshield | • | | | | | | | | | | • | • | | • | | | | | • | • | | | | | 860201376 | \$264.99 |
| REV-XS | MXZ X, Renegade X | • | | | | | | | | • | • | | | | | • | • | | • | • | | | | | | 860201373 | \$264.99 |
| | MXZ Sport, MXZ TNT, MXZ Blizzard, Renegade Sport, Renegade Adrenaline, Renegade Enduro | • | | | | | | | | | | • | • | | • | | | | • | • | | | | | | 860201374 | \$264.99 |
| | REV-XS 1-Up with Ultra High Windshield | • | | | | | | | | | | | | • | • | • | | | • | • | | | | | | 280000627 | \$319.99 |
| | REV-XS with 1+1 and Backrest | | | • | • | • | • | | | | | • | • | | • | | | | • | • | | | | | | 280000626 | \$299.99 |
| | REV-XS with Side Panel Mirrors | • | | | | | | | | | • | • | • | | | • | • | • | • | | | | | | | 280000609* | \$319.99 |
| | Grand Touring LE | | | | • | • | • | • | | | | | • | • | • | | | | | | | | | | | 860201371 | \$319.99 |
| | Grand Touring SE | | | | • | • | • | • | | | | | • | • | • | | | | | | | • | | | | 860201372 | \$319.99 |
| | Expedition Sport, Grand Touring Sport | | | | • | • | • | • | | | | | • | • | • | | | | • | • | | | | | | 280000630 | \$264.99 |
| REV-XU | Tundra Sport, Tundra LT, Tundra Xtreme | • | | • | | | | | | | • | • | • | | • | | | | • | • | | | | | | 280000650 | \$299.99 |
| | Tundra with Extra High Windshield | • | | • | | | | | | | | | • | • | • | | | | | • | | | | | | 280000673 | \$264.99 |
| | Expedition LE, Expedition SE, Expedition SWT, Skandic WT, Skandic SWT | | | | • | • | • | • | | | | | | • | • | • | | | | | • | | | | | 280000649 | \$264.99 |
| | Expedition Extreme | • | | | | | | | | | • | • | | | | | | | • | • | | | | | | 860201377 | \$264.99 |
| NO RAP-CLIP, NO RIDE-ON-COVER SYSTEM | | | | | | | | | | | | | | | | | | | | | | | | | | | |
| REV-XP | Summit Sport | • | | | | | | | | | • | • | | | | • | • | • | • | • | | | | | | 860201387 | \$284.99 |
| | MXZ Sport, Renegade Sport | • | | | | | | | | | | • | • | | • | • | • | • | • | • | | | | | | 860201388 | \$264.99 |
| | Expedition Sport | | | | • | • | • | • | | | | | • | • | | • | | | • | | | | | | | 860201389 | \$264.99 |
| | REV-XP With 1+1 and Backrest | | | • | • | • | • | | | | | • | • | | • | • | | | • | • | | | | | | 280000590* | \$289.99 |

*While supplies last.

GARAGE & TRUCK SLED DECKS

DELUXE TOOL KIT

860202029

\$164.99



- Casing fits perfectly in Seat Storage Box with or without battery [860202028].
- Features high-quality tools.

- Includes:
 - Stainless steel open end / ring end wrenches; 8-10mm, 10-13mm, 12-14mm, 15-17mm, 16-19mm.
 - 1/4 drive ratchet with 4" extension, hexagonal 8 - 10 - 13 - 16, Torx 25 - 30 - 40, Allen 4 - 6 - 8 and Philips #2.
 - Long nose vise-grip.
 - Spring hook tool.

SKI SAVER

860201882

\$244.99



- Transport your snowmobile on any surface without scratching or damaging your skis.
- Very easy to use; roll under the skis, push down and hook it.
- Works on every snowmobile with easy adjustments.

SLED SHOP WHEELS

860201805

\$75.99



- Non-slip rubber grips allow this steel 4-dolly system to move your sled easily throughout the garage.
- Works with both dual and single runner skis.
- 4-wheel dolly kit (kit includes 3 dollies with 4 wheels each).

RATCHET TIE-DOWNS

860200447 • Black / Grey

\$18.49



- 400 lb (181 kg) safe working load.
- 1" x 10' (2.5 cm x 3 m) strap with Sea-Doo, Ski-Doo and Can-Am logos.
- Deluxe ratchet with rubber handle.

- Coated S hooks.
- Pack of 2.

HEAVY-DUTY RATCHET TIE-DOWNS

715006227

\$39.99



- 1,000 lb (454 kg) safe working load.
- 1.5" x 6' (38 mm x 1,8 m) strap with BRP brands.
- Deluxe ratchet with rubber handle.
- Black-coated clip hooks.

- 18" (460 mm) webbing included.
- Pack of 2.

LOCKABLE VEHICLE FUEL CAP

860200387

\$43.99



- Lockable to protect your fuel.
- Meets latest EPA requirements.

SKI-DOO 2" (5 CM) RUBBER HITCH CAP

520001498

\$14.99





PARTS

// PARTS

137 TRACTION & CONTROL

148 PROPULSION

150 ELECTRICAL

SKI-DOO LIMITED WARRANTY*

// 1-YEAR ON GENUINE BRP PARTS

With Ski-Doo parts, you get the peace of mind of a FULL ONE-YEAR WARRANTY. And if they're installed by your authorized BRP dealer, labor is covered too. BRP-rebuilt components are a cost-effective solution.

Ski-Doo-rebuilt parts carry the same one-year warranty for major assemblies like short blocks, cylinders and crankshafts.

*Purchased at an authorized BRP dealership/distributor or on a BRP-authorized online store. Other exclusions may apply, see complete limited warranty or contact your Ski-Doo authorized dealer. Unless otherwise stipulated or required by law. This limited warranty does not apply to factory installed accessories.




















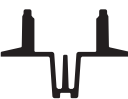

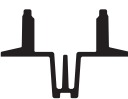
TRACTION & CONTROL

SKIS

| | | | |
|---|--|--------------------------|-----------------|
| RAPID ADJUST SKI STANCE | Fits all Pilot 7.4 and Pilot X skis | NEW 860202334 | \$52.99 |
| | Fits all DS-1, DS-2, DS-3 | 860201619 | \$53.99 |
|  <p>Wide ski stance Narrow ski stance</p> <ul style="list-style-type: none"> • Quick tool-less design adjusts ski stance in seconds. • Go from on-trail stability to off-trail agility. • Allows for 2" of ski stance adjustment. • Sold in pairs. • Needs Rubber Stopper Pads (505074748) to install on DS-1 and DS-2 skis (sold individually). | | | |
| DEEP SNOW LIGHTWEIGHT SKI SPINDLE KIT | REV Gen4 with 36" ski stance | 860201976 | \$239.99 |
|  <ul style="list-style-type: none"> • Improves front dynamics when sidehilling. • 400 g lighter than stock spindle. • Standard on Summit X with Expert package and Freeride 154"-165" 2020 and up. | | | |
| PILOT X CONVERSION KIT | REV Gen4 MXZ, Renegade & Grand Touring | 860202310 | \$299.99 |
|  <ul style="list-style-type: none"> • Upgrades earlier models to the latest Pilot X skis. • Completes kit including 2 Pilot X ski assemblies with pre-installed handles, 2 carbides and all required hardware. | | | |
| PILOT TS CONVERSION KIT | REV Gen4 MXZ, Renegade, Grand Touring | 860201484 | \$639.99 |
|  <ul style="list-style-type: none"> • Upgrade to the revolutionary adjustable Pilot TS skis. • For 2016 and up REV-XS models with RAS 2 or previous vehicles with 42" RAS 2 upgrade kit and 2016 spindle (860201241). • REV-XS 2016 and up with RAS 2, REV-XP, XR, XS with 42" RAS 2 and 2016 spindle (860201241 or 860201353). | | | |
| PILOT 7.4 UPGRADE KIT | | 860202119 • Black | \$299.99 |
|  <ul style="list-style-type: none"> • Upgrade earlier models to the latest Pilot 7.4 skis. • Complete kit including 2 Pilot 7.4 ski assemblies with pre-installed handles, 2 carbides and all required hardware. • Does not fit with LTS suspension. | | | |
| PILOT 5.7 SKI UPGRADE KIT | | 860200524 • Black | \$299.99 |
|  <ul style="list-style-type: none"> • Complete kit for upgrading earlier snowmobile models. • Includes 2 skis, 2 handles with rivet kit, 2 Expedition carbides and all required hardware. | | | |
| PILOT DS-2 SKI KIT | | 860201487 • Black | \$309.99 |
|  <ul style="list-style-type: none"> • Complete kit includes 2 ski assemblies with pre-installed handles, 2 Expedition carbides and all required hardware. | | | |
| PILOT 7.4 SKI LINER | Pilot 7.4 skis | 860202115 • Black | \$194.99 |
|  <ul style="list-style-type: none"> • Provides additional flotation and reduces ski wear. • 260 mm (10.25") wide. • Same durable material as 7.4 skis. • Sold in pairs. | | | |

// SKIS

Skis make all the difference in getting your sled to handle just how you like. We offer eight different styles of skis for you to choose from. Which one is right for you? Here are some tips on choosing the right one:


| | | | | | |
|--|-------------------|---|---|--|--|
| PLATFORMS: REV GEN4 / XP / XR / XU / XS / XM / REV | TOURING |  |  | PILOT 5.7 SL 2 carbides/ski | <ul style="list-style-type: none"> • Lightweight single or dual runner skis provide effortless steering at low speeds and constant grip without compromise at higher speeds. • Standard use is one carbide runner—add a second to reduce darting. • Great all-around trail performance. |
| | UTILITY |  |  | PILOT 7.4 1 carbide/ski | <ul style="list-style-type: none"> • Specifically designed for utility purposes. • Deeper keels allow more control while towing. • Increased tip-up rear end for better reverse capability. • 1 inch wider than Pilot DS-2 for improved flotation in deep snow. • More aggressive cornering while keeping a light steering feeling. |
| | TRAIL SPORT |  |  | PILOT 5.7 1 or 2 carbides/ski**** | <ul style="list-style-type: none"> • Lightweight single or dual runner skis provide effortless steering at low speeds and constant grip without compromise at higher speeds. • Standard use is one carbide runner—add a second to reduce darting. • Great all-around trail performance. |
| | |  |  | PILOT TS ADJUSTABLE 1 carbide/ski | <ul style="list-style-type: none"> • The industry's first and only adjustable ski. • The Pilot TS skis allow riders to change ski bite for changing snow conditions or riding styles easily and quickly. • With the Pilot TS skis you dial in the perfect setting by turning a knob on the ski leg. • The ski runner has 1/2" (12.5 mm) of travel up and down. • The thin runner and square keel design work together to eliminate darting. |
| | |  |  | PILOT X 1 carbide/ski | <ul style="list-style-type: none"> • Completely redesigned from Pilot 5.7 with a new structural topside for 10% more rigidity. • 31 mm longer keel with a new shape reduces darting. • Adds 10% more lateral surface area and blends more smoothly with a new carbide. • 11° degree reduction in approach angle. |
| | |  |  | PILOT TX 1 carbide/ski | <ul style="list-style-type: none"> • Improved to better match the REV Gen4 features. • Redesigned top side for increased rigidity. • 20 mm shorter overall length and more dramatic tip-up at the rear. • 63 mm longer runner plate increases lateral surface for more effective cornering. • Smoother front approach angle to reduce darting even further. |
| | |  |  | PILOT R 1 carbide/ski | <ul style="list-style-type: none"> • Straight from the MXZ X 600RS race sled. • Very aggressive profile for sharp handling. • Lightweight with high rigidity. • Proven on the ISOC race circuit. |
| | TRAIL PERFORMANCE |  |  | PILOT DS** 1 carbide/ski | <ul style="list-style-type: none"> • Designed specifically for deep snow riding. • Works well in many off-trail applications from utility sleds to mountain sleds. • Thin edge is effective for grabbing side hills. |
| | DEEP SNOW |  |  | PILOT DS-2 1 carbide/ski | <ul style="list-style-type: none"> • Evolution of the DS with a deeper and shorter keel. • Increased agility and less effort than the original. • Great all-around ski for deep snow use. • Standard on mountain sleds with 2.5" lug tracks and utility sleds. |
| | |  |  | PILOT DS-3** 1 carbide/ski | <ul style="list-style-type: none"> • Deep snow ski designed to match the latest 3" lug and longer tracks. • 0.47" (12 mm) deeper keel than DS-2. |
| | |  |  | PILOT DS-3 REV Gen4*** 1 carbide/ski | <ul style="list-style-type: none"> • Works well for aggressive riders using the biggest tracks. |


Does not fit REV Gen4. *Fits only REV Gen4. ****Second carbide can be added to ski by drilling marked additional holes.

Note: The use of aggressive skis, ski carbide runners or studs will alter the handling of your snowmobile, particularly in terms of maneuverability, acceleration and braking. Please refer to your Operators Guide for more details.







| COLORS | | | | | | | | | | | | | | | | | | | | |
|--------|-----------|-----------|-----------|-----------------|-----------|--------------|-----------|-------------|-----------|-----------|-----------|-----------|-----------|--------------|-----------|-------------|-----------|-------------|-----------|----------|
| Black | | Yellow | | Sunburst Yellow | | Black/Yellow | | Black/White | | Viper Red | | Lava Red | | Orange Crush | | Race Orange | | Manta Green | | |
| Left | Right | Left | Right | Left | Right | Left | Right | Left | Right | Left | Right | Left | Right | Left | Right | Left | Right | Left | Right | |
| | 505072443 | | N/A | | N/A | | N/A | | N/A | | N/A | | N/A | | N/A | | N/A | | N/A | \$109.99 |
| | 505074736 | | N/A | | N/A | | N/A | | N/A | | N/A | | N/A | | N/A | | N/A | | N/A | \$164.99 |
| | 505072854 | 505072855 | 505073028 | 505073029 | 505073575 | 505073576 | 505073030 | 505073031 | 505073032 | 505073033 | 505073026 | 505073027 | N/A | 505074071 | 505074072 | 505073645 | 505073646 | 505074239 | 505074240 | \$144.99 |
| | 505074829 | 505074830 | N/A | | 505073851 | 505073852 | N/A | | N/A | | N/A | | N/A | 505074067 | 505074068 | N/A | | 505074235 | 505074236 | \$144.99 |
| | 505074926 | 505074927 | N/A | | 505075024 | 505075025 | N/A | | N/A | | N/A | | N/A | N/A | | N/A | | N/A | | \$144.99 |
| | 505074776 | 505074777 | N/A | | 505075026 | 505075027 | N/A | | N/A | | N/A | | N/A | N/A | | N/A | | N/A | | \$144.99 |
| | 505074670 | | N/A | | 505074690 | | N/A | | N/A | | N/A | | N/A | N/A | | N/A | | N/A | | \$164.99 |
| | 505073100 | | N/A | | N/A | | N/A | | N/A | | N/A | | N/A | N/A | | N/A | | N/A | | \$144.99 |
| | 505073227 | | 505073277 | | 505073658 | | N/A | | 505073279 | | N/A | | 505073510 | 505073511 | | 505073654 | | 505073354 | | \$144.99 |
| | 505073568 | | N/A | | 505073627 | | N/A | | N/A | | N/A | | N/A | 505074023 | | N/A | | 505073990 | | \$144.99 |
| | 505074746 | | N/A | | 505074756 | | N/A | | N/A | | 505074747 | | N/A | 505074757 | | N/A | | 505074755 | | \$144.99 |

SKIS

| | | | |
|--|---|---|---|
| PILOT DS SKI LINER | Pilot DS-2 skis | 860201040 • Black | \$179.99 |
| | Pilot DS skis | 860200636 • Black | \$174.99 |
|  <ul style="list-style-type: none"> • Provides additional flotation and reduces ski wear. • Same durable material as DS Ski. • Sold in pairs. | | | |
| SKI SKIN | Pilot 6.9 skis | 860200422 • Black | \$149.99 |
| |  <ul style="list-style-type: none"> • Provides additional flotation and reduces ski wear. • Made of durable polyethylene. • Sold in pairs. | | |
| DS-3 SKI TIP KIT | Fits vehicles with DS-3 skis | 860201214 • Black 860201501 • Sunburst Yellow | \$80.99 |
| |  <ul style="list-style-type: none"> • Easy-install custom color tips change the appearance of your sled in minutes. • Adds flotation on the front of the DS-3 ski. • Sold in pairs with mounting hardware. | | |
| SKI HANDLE RIVET KIT | | 860200525 | \$12.99 |
|  <ul style="list-style-type: none"> • Includes 2 long and 2 short aluminum rivets for repairing the handle on Pilot skis. | | | |
| SKI HANDLE | Pilot 5.7, 6.9, Pilot SL and Pilot TS, Pilot X and TX | 505070917 • Yellow 505070963 • Black 505071038 • Scarlet Red 505071048 • Orange Saturn 505071059 • Viper Red 505071556 • Full Moon | 505072102 • White 505073649 • Race Orange 505073642 • Sunburst Yellow 505074226 • Manta Green 505074223 • Tactical Grey |
| |  <ul style="list-style-type: none"> • High-density colored polyethylene loops. | | |
| SKI HANDLE | Pilot 7.4, DS-1, DS-2, DS-3 | 505072976 • Black 505073107 • Yellow 505073108 • White 505073388 • Lava Red | 505073513 • Orange Crush 505073651 • Race Orange 505073665 • Sunburst Yellow |
| |  <ul style="list-style-type: none"> • High-density colored polyethylene loops. | | |
| SKI HANDLE | Pilot R | 505071674 • Yellow | 505073138 • Black |
| |  <ul style="list-style-type: none"> • ISR compliant race ski loop. • High-density colored polyethylene loops. | | |

| | | | | |
|--|--|---|--------------------------|----------------|
| SKI HANDLE | Pilot X, Pilot TX, 5.7, 6.9, SL and TS | 505075029 • Lava Red 505075028 • Sunburst Yellow | 505074778 • Black | \$30.99 |
|  <ul style="list-style-type: none"> • High-density colored polyethylene loops. | | | | |

SKI-DOO PILOT* SKIS AND CARBIDES TO SUIT ALL RIDING STYLES

| | | | |
|--|--|--|-----------------|
| PILOT X CARBIDES RUNNER | Pilot X and Pilot 5.7 Skis | 860202180 | \$75.99 |
|  <ul style="list-style-type: none"> • 4" 90° carbides | | | |
| PILOT TX CARBIDES RUNNER | Pilot TX Skis - 4" 90° carbides | 860202192 | \$129.99 |
| | Pilot TX Skis - 7" 60° carbides | 860202243 | \$164.99 |
|  <ul style="list-style-type: none"> • 12.5 mm longer runner: Increased front-end grip and steering stability. • Smoother runner attack angle (10°) for increased predictability. | | | |
| PILOT TS CARBIDE RUNNER | Pilot TS - (7" 60° tall) | 860201364 | \$154.99 |
|  <ul style="list-style-type: none"> • Increases front end bite with an extra 1/4" (6 mm) of runner depth, plus 7" of 60° carbide. • For Pilot TS adjustable skis. • Sold in pairs. • Patent pending US20150314800A1. | | | |
| PILOT TS CARBIDE RUNNER | Pilot TS - (7" 60° carbides - Pilot TS) | 860201240 | \$154.99 |
| | Pilot TS (stock replacement) - (5" 90° carbides) | 860201178 | \$124.99 |
|  <ul style="list-style-type: none"> • For Pilot TS adjustable skis. • Sold in pairs. • Patent pending US20150314800A1. | | | |
| PILOT EXPEDITION CARBIDES | Pilot X, Pilot 5.7 SL, Pilot 5.7, Pilot 7.4, Pilot DS, Pilot DS-2, Pilot DS-3 Skis | 860201044 • Square - Pack of 2. | \$75.99 |
| | | 860201220 • Round 7/16" - Pack of 2 | \$75.99 |
|  <ul style="list-style-type: none"> • Protected under patent numbers US 7,413,198, US 7,389,995 and CA2535565. | | | |
| PILOT EXTREME CARBIDES | Pilot X, Pilot 5.7 SL, Pilot 5.7, Pilot 7.4, Pilot DS, Pilot DS-2, Pilot DS-3 Skis | 860201045 • Round 1/2" - Pack of 4 | \$164.99 |
| | Pilot X, Pilot 5.7 SL, Pilot 5.7, Pilot DS, Pilot DS-2, Pilot DS-3 Skis | 860201043 • Round 1/2" - Pack of 2. | \$80.99 |
|  <ul style="list-style-type: none"> • Protected under patent numbers US 7,413,198, US 7,389,995 and CA2535565. | | | |

*Protected under patent numbers US 7,413,198, US 7,389,995 and CA2535565.

Note: The use of aggressive skis, ski carbide runners or studs will alter the handling of your snowmobile, particularly in terms of maneuverability, acceleration and braking. Please refer to your Operators Guide for more details.

SKI-DOO PILOT* SKIS AND CARBIDES TO SUIT ALL RIDING STYLES

| | | | |
|-------------------------|--------------|------------------|-----------------|
| PILOT R CARBIDES | Pilot R skis | 860201697 | \$109.99 |
|-------------------------|--------------|------------------|-----------------|



- Round, 7/16" runners with 4 fixation points and 6" of 60° carbides.
- Pack of 2.

SKI-DOO BY *woody's* CARBIDES

| | | | |
|-----------------------|---|-------------------------------------|-----------------|
| CARBIDE RUNNER | Pilot skis, except DS and DS-2 | 860200443 • Preformed 4" 60° | \$70.99 |
| | Pilot X, Pilot 5.7 SL, Pilot 5.7, Pilot DS, Pilot DS-2, Pilot DS-3 skis | 860200513 • Preformed 6" 60° | \$85.99 |
| | Pilot X, Pilot 5.7 SL, Pilot 5.7, Pilot DS, Pilot DS-2, Pilot DS-3 skis | 860200514 • Preformed 8" 60° | \$119.99 |



- The Dooley¹ by Woodys has two 7/16" Flat-Top¹ runners mounted on a plate for each ski.
- Four contact lines on snow surface help decrease darting of sled as it makes own groove in a trail.
- When in a turn, only one of the Dooley bars is in contact with the snow or ice.

- A Dooley with 4", 6" or 8" of carbide on both runners provides the same turning power as a single runner with 4", 6" or 8" of turning carbide.
- Sold individually.

| | | | |
|-----------------------|--|-------------------------------------|-----------------|
| ACE SKI RUNNER | Pilot X, Pilot 5.7 SL, Pilot 5.7, Pilot 7.4, Pilot DS, Pilot DS-2, Pilot DS-3 skis | 860201969 • Preformed 6" 60° | \$95.99 |
| | Pilot X, Pilot 5.7 SL, Pilot 5.7, Pilot 7.4, Pilot DS, Pilot DS-2, Pilot DS-3 skis | 860201970 • Preformed 8" 60° | \$109.99 |



- Woodys ACE single runner line uses a 3/8" x 1/2" preformed steel square bar.
- Taller profile and more aggressive, providing excellent control in all conditions.
- Works great in deep snow.

- Carries innovative features like 60° carbide inserts that are guaranteed not to come out under any conditions, Flat-Top design, rounded wear pads, full-length hardweld and bevel-cut host bar that doesn't snag trailer edge.
- Pack of 2.

| | | | |
|---------------------------------------|--|------------------|-----------------|
| EXECUTIVE¹ CARBIDES | Pilot X, Pilot 5.7 SL, Pilot 5.7, Pilot 7.4, Pilot DS, Pilot DS-2, Pilot DS-3 skis | 860200580 | \$109.99 |
|---------------------------------------|--|------------------|-----------------|



- 1/2" round preformed material swedged at each end to best fit ski contour fitted with 8" of 60° turning carbide.
- Performance trail riders are known to use this runner.
- Provides proper balance with a studded track.
- Pack of 2.

| | | | |
|--|--|------------------|----------------|
| EXTENDER TRAIL III¹ CARBIDES | Pilot X, Pilot 5.7 SL, Pilot 5.7, Pilot 7.4, Pilot DS, Pilot DS-2, Pilot DS-3 skis | 860200578 | \$75.99 |
|--|--|------------------|----------------|



- 1/2" round preformed material swedged at each end to best fit ski contour.
- 4" of 60° turning carbide provides positive cornering control.
- Pack of 2.

| | | | |
|---|--|------------------|----------------|
| TRAIL BLAZER IV¹ CARBIDES | Pilot X, Pilot 5.7 SL, Pilot 5.7, Pilot 7.4, Pilot DS, Pilot DS-2, Pilot DS-3 skis | 860200579 | \$95.99 |
|---|--|------------------|----------------|



- 1/2" round preformed material swedged at each end to best fit ski contour.
- With 6" of 60° turning carbide, this runner is designed for trail riders looking for performance in cornering power and control.
- Pack of 2.

WHEELS & SLIDER SHOES

| | | | |
|---|--|------------------|-----------------|
| SLIDER WITH VESPEL[†] INSERTS | All models with 163" and longer tunnels | 503194816 | \$179.99 |
| | All models with 154" and shorter tunnels | 503194815 | \$91.99 |



- Uses DuPont Vespel inserts for less friction.
- Can be cut to desired length.
- Better fuel efficiency, more power and increased vehicle speed due to reduced friction between the track clips and slides.
- Reduced need for maintenance and associated costs.

- Extended life due to enhanced wear characteristics of Vespel polyamide over incumbent UHMW PE.
- Allows riders to operate sleds in less than acceptable snow and trail conditions since water from snow is not needed for lubricity as with incumbent UHMW PE slide rails.

*Protected under patent numbers US 7,413,198, US 7,389,995 and CA2535565. †While supplies last.

Note: The use of aggressive skis, ski carbide runners or studs will alter the handling of your snowmobile, particularly in terms of maneuverability, acceleration and braking. Please refer to your Operators Guide for more details.

SLIDER SHOES



- Custom color-matched slider shoes with built-in wear marker.
- Long-lasting, impact-resistant.
- For all slide rail lengths.
- Easy-cut to desired length.

MODELS

| | | |
|------------------------------------|-----------------------------|---------|
| 146" SC-5 – Mountain & tMotion | 503191499 • Black | \$24.49 |
| | 503191695 • Yellow | \$22.49 |
| | 503191947 • White | \$22.49 |
| 154" SC-5 – Mountain & tMotion | 503191198 • Black | \$25.99 |
| | 503191696 • Yellow | \$25.99 |
| | 503191948 • White | \$27.99 |
| 163" SC-5 – Mountain & tMotion | 503191501 • Black | \$29.99 |
| | 503191697 • Yellow | \$27.99 |
| | 503191949 • White | \$27.99 |
| REV Gen4 154" | 503194251 • Black | \$29.99 |
| REV Gen4 165" | 503194520 • Orange | \$27.99 |
| | 503194254 • Black | \$29.99 |
| REV Gen4 175" | 503194413 • Black | \$33.99 |
| | 503194906 • Manta Green | |
| | 503194908 • Sunburst Yellow | |
| 120" SC-5 & rMotion | 503191301 • Black | \$24.49 |
| | 503191693 • Yellow | \$22.49 |
| | 503191945 • White | \$22.49 |
| rMotion and rMotion X 120" | 503192562 • Red | \$22.49 |
| rMotion and rMotion X 137" | 503191306 • Black | \$23.49 |
| | 503191694 • Yellow | \$22.49 |
| | 503191946 • White | \$22.49 |
| | 503192563 • Red | \$22.49 |
| 137" rMotion Grand Touring 900 ACE | 503193449 • Black | \$24.49 |
| 174" tMotion | 503193819 • Black | \$33.99 |
| REV-XS 174" | 503194506 • Sunburst Yellow | \$33.99 |
| | 503194505 • White | |

LIGHTWEIGHT WHEEL



- Color-matched lightweight snowmobile wheels.

MODELS

| | | |
|-----------------------------------|-----------------------|---------|
| 141 mm – REV Gen4, XM, XS, XP, XR | 503192794 • Black | \$30.99 |
| | 503191621 • Yellow | |
| | 503191622 • Full Moon | |
| | 503191942 • White | |
| 152 mm – REV Gen4, XM, XS, XP, XR | 503191755 • Black | \$33.99 |
| 180 mm – REV Gen4, XM, XS, XP, XR | 503191626 • Yellow | \$38.99 |
| | 503191627 • Full Moon | |
| | 503191742 • Black | |
| | 503191943 • White | |
| 141 mm – rMotion | 503193477 • Black | \$30.99 |
| 147 mm – rMotion | 503193376 • Black | \$43.99 |
| 180 mm – rMotion | 503192766 • Black | \$38.99 |

EXTRA IDLER WHEEL KIT



REV-XP, XR (except rMotion)

REV Gen4 Summit, Freeride and Backcountry, XM, XM Summit X with T3 package

- Reduces drag and rolling resistance.
- Includes 2 wheels, brackets and hardware.

860201230 • 141 mm

\$54.99

860201183 • 152 mm

\$75.99

4TH REAR WHEEL KIT* - 180 MM

(Not illustrated)

REV-XS, XP, XR 120" and 137"

860200358 • 180 mm

\$58.99

- 4th rear idler design reduces drag and rolling resistance.
- Works in conjunction with stock 3 wheel setup.

NSK[†]

- High performance grease developed for extreme temperatures, water resistance and high speeds with low start torque.
- Advanced Winter Grade DUL1 double-contact seal design for optimum protection from moisture and contamination.

- Polyamide resin ball-guide cage facilitates smooth rolling contact and lubricant distribution.
- Ultra-clean steel for extended bearing life—high-grade balls for quiet and smooth operation even at high speed.
- Super finished raceways to minimize noise and improve lubricant distribution and life.

503190396 • 6004

\$9.09

503193548 • 6005

\$11.49

503191778 • 6006

\$10.49

293350115 • 6205

\$9.09

* While supplies last.

TRACTION

// TRACKS, YOUR CONNECTION TO THE SNOW



POWDER MAX LIGHT

- 3.5" (8.89 cm) pitch reduces weight and keeps snow between lugs for added performance.
- Exclusive 16" (41 cm) wide design adds flotation and traction without sacrificing maneuverability.
- Edges flex to reduce the effort to initiate roll-up.
- Available in either 2.5" or 3.0" (6.3 or 7.62 cm) lug heights.

POWDER MAX 3 / FLEXEDGE

- The track edges bend, making roll-up easy and predictable.
- Exclusive FlexEdge technology available in Powder Max, Powder Max 2 & 3 and Cobra 1.6 profiles.
- From 137" to 174".

| PITCH | LENGTH | WIDTH | LUG HEIGHT | PROFILE | CLIP | SKU | PRICE |
|-------|--------|-------|------------|---------------------------------------|-------------------------|-----------|------------|
| 3.5" | 154" | 16" | 2.50" | Powder Max Light | 1 clip every 2 profiles | 504153791 | \$1,119.99 |
| | 154" | 16" | 3.00" | Powder Max Light | 1 clip every 2 profiles | 504153785 | \$1,249.99 |
| | 165" | 16" | 2.50" | Powder Max Light | 1 clip every 2 profiles | 504153792 | \$1,174.99 |
| | 165" | 16" | 3.00" | Powder Max Light | 1 clip every 2 profiles | 504153786 | \$1,299.99 |
| | 175" | 16" | 3.00" | Powder Max Light | 1 clip every 2 profiles | 504153787 | \$1,424.99 |
| 3.00" | 154" | 16" | 3.00" | Powder Max 3 / FlexEdge | 1 clip every 2 profiles | 504153349 | \$1,209.99 |
| | 163" | 16" | 3.00" | Powder Max 3 / FlexEdge | 1 clip every 2 profiles | 504153224 | \$1,319.99 |
| | 174" | 16" | 3.00" | Powder Max 3 / FlexEdge | 1 clip every 2 profiles | 504153234 | \$1,614.99 |
| 2.86" | 120" | 15" | 1.25" | ICE Ripper XT | Full clip | 504153100 | \$819.99 |
| | 120" | 15" | 1.00" | RipSaw | Full clip | 504152760 | \$529.99 |
| | 120" | 15" | 1.25" | RipSaw | Full clip | 504152606 | \$619.99 |
| | 129" | 15" | 1.25" | ICE Ripper XT | Full clip | 504153345 | \$849.99 |
| | 129" | 15" | 1.25" | RipSaw | Full clip | 504153344 | \$679.99 |
| | 129" | 15" | 1.25" | RipSaw 2 PLY | Full clip | 504153346 | \$689.99 |
| | 129" | 15" | 1.50" | RipSaw 2 PLY | Full clip | 504153347 | \$769.99 |
| | 129" | 15" | 1.50" | ICE Ripper XT | Full clip | 504154056 | \$839.99 |
| | 129" | 15" | 1.60" | Cobra | Full clip | 504153420 | \$759.99 |
| | 137" | 15" | 1.25" | RipSaw (Silent Drive 2 System) | Full clip | 504153789 | \$744.99 |
| | 137" | 15" | 1.25" | Ice Ripper XT (Silent Drive 2 System) | Full clip | 504154005 | \$924.99 |
| | 137" | 15" | 1.25" | Cobra | 1 clip every 2 profiles | 504152838 | \$709.99 |
| | 137" | 15" | 1.25" | ICE Ripper XT | Full clip | 504153101 | \$839.99 |
| | 137" | 15" | 1.25" | RipSaw | Full clip | 504152905 | \$679.99 |
| | 137" | 15" | 1.25" | RipSaw 2 PLY | Full clip | 504154284 | \$689.99 |
| | 137" | 15" | 1.50" | RipSaw | Full clip | 504153237 | \$799.99 |
| | 137" | 15" | 1.50" | ICE Ripper XT | Full clip | 504154057 | \$879.99 |
| | 137" | 15" | 1.60" | ICE Cobra 1.6 (REV Gen4 compatible) | Full clip | 504153706 | \$839.99 |
| | 129" | 15" | 1.60" | ICE Cobra 1.6 (REV Gen4 compatible) | Full clip | 504153705 | \$799.99 |
| | 146" | 15" | 1.60" | ICE Cobra 1.6 (REV Gen4 compatible) | Full clip | 504153717 | \$849.99 |
| | 146" | 15" | 1.60" | Cobra | Full clip | 504153669 | \$809.99 |



POWDER MAX 3 / FLEXEDGE

POWDER MAX 3

ICE COBRA 1.6

ICE RIPPER XT

| PITCH | LENGTH | WIDTH | LUG HEIGHT | PROFILE | CLIP | SKU | PRICE |
|-------|--------|-------|------------|-------------------------|-------------------------|-----------|------------|
| 2.86" | 137" | 16" | 1.25" | Cobra | 1 clip every 2 profiles | 504152907 | \$709.99 |
| | 137" | 16" | 1.75" | Powder Max | 1 clip every 2 profiles | 504152803 | \$759.99 |
| | 137" | 16" | 1.75" | Powder Max / FlexEdge | Full clip | 504153294 | \$759.99 |
| | 137" | 16" | 2.25" | Powder Max | Full clip | 504153103 | \$889.99 |
| | 137" | 16" | 2.25" | Powder Max / FlexEdge | Full clip | 504153293 | \$889.99 |
| | 137" | 16" | 1.25" | RipSaw | 1 clip every 2 profiles | 504152734 | \$714.99 |
| | 146" | 16" | 2.00" | Powder Max / FlexEdge | 1 clip every 2 profiles | 504153348 | \$859.99 |
| | 146" | 16" | 2.00" | Powder Max | 1 clip every 2 profiles | 504153670 | \$859.99 |
| | 146" | 16" | 2.25" | Powder Max / FlexEdge | 1 clip every 2 profiles | 504153222 | \$809.99 |
| | 146" | 16" | 2.50" | Powder Max 2 / FlexEdge | 1 clip every 2 profiles | 504153198 | \$879.99 |
| | 154" | 16" | 1.50" | Charger | 1 clip every 2 profiles | 504152761 | \$829.99 |
| | 154" | 16" | 2.00" | Powder Max | Full clip | 504153173 | \$899.99 |
| | 154" | 16" | 2.25" | Powder Max | 1 clip every 2 profiles | 504153015 | \$899.99 |
| | 154" | 16" | 2.25" | Powder Max / FlexEdge | 1 clip every 2 profiles | 504153223 | \$899.99 |
| | 154" | 16" | 2.50" | Powder Max 2 | 1 clip every 2 profiles | 504153009 | \$909.99 |
| | 154" | 16" | 2.50" | Powder Max 2 / FlexEdge | 1 clip every 2 profiles | 504153199 | \$909.99 |
| | 154" | 16" | 2.50" | ProLite | 1 clip every 2 profiles | 504153396 | \$959.99 |
| | 154" | 20" | 1.25" | Utility | 1 clip every 3 profiles | 504152817 | \$869.99 |
| | 154" | 20" | 1.50" | Extreme Utility | 1 clip every 3 profiles | 605613004 | \$899.99 |
| | 154" | 20" | 1.50" | Silent Cobra WT | Full clip | 504153973 | \$899.99 |
| | 154" | 20" | 1.50" | Silent ICE Cobra WT | Full clip | 504153974 | \$979.99 |
| | 154" | 20" | 1.80" | Cobra WT | Full clip | 504154041 | \$999.99 |
| | 154" | 20" | 1.25" | ICE Ripper | Full clip | 504153036 | \$979.99 |
| | 154" | 20" | 1.50" | ICE Ripper | Full clip | 504153037 | \$979.99 |
| | 154" | 20" | 1.75" | Powder Max | 1 clip every 3 profiles | 504153133 | \$999.99 |
| | 163" | 16" | 2.25" | Powder Max | 1 clip every 2 profiles | 504153016 | \$909.99 |
| | 163" | 16" | 2.50" | Powder Max 2 / FlexEdge | 1 clip every 2 profiles | 504153200 | \$999.99 |
| 2.52" | 156" | 24" | 1.25" | ICE Ripper for SWT | Full clip | 504153927 | \$1,199.99 |

TRACTION



COBRA WT

ICE ATTACK XT

RIPSAB II 1.5

BACKCOUNTRY X

CONQUER 280

| PITCH | LENGTH | WIDTH | LUG HEIGHT | PROFILE | CLIP | SKU | PRICE |
|--------------|--------|-------|------------|-----------------|-------------------------|---------------|-------------------|
| 3.5" | 165" | 15" | 2.8" | Conquer 280 | 1 clip every 2 profiles | C9340M | \$1,239.99 |
| | 154" | 15" | 2.8" | Conquer 280 | 1 clip every 2 profiles | C9341M | \$1,189.99 |
| 3.00" | 174" | 15" | 3.2" | Challenger X3.2 | 1 clip every 2 profiles | C9311M | \$1,639.99 |
| 2.86" | 146" | 16" | 2.25" | Powder Max | 1 clip every 2 profiles | C9064M | \$809.99 |
| | 137" | 16" | 1.6" | ICE Cobra 1.6* | Full clip | C9249C | \$849.99 |
| | 137" | 15" | 1.75" | Backcountry X | Full clip | C9289C | \$759.99 |
| | 137" | 15" | 1.5" | RipSaw II 1.5 | Full clip | C9306C | \$799.99 |
| | 120" | 15" | 1.75" | Hurricane 175 | Full clip | C9400C | \$709.99 |
| | 129" | 15" | 1.75" | Hurricane 175 | Full clip | C9401C | \$739.99 |
| | 137" | 15" | 1.75" | Hurricane 175 | Full clip | C9402C | \$769.99 |
| | 146" | 15" | 1.75" | Hurricane 175 | Full clip | C9403C | \$809.99 |
| 2.52" | 121" | 15" | 1.22" | ICE Attak XT | Full clip | C9200H | \$769.99 |
| | 156" | 24" | 1.75" | Cobra SWT | Full clip | C9260U | \$1,099.99 |



TRACTION ACCESSORIES

PHANTOM SHARP STUDS & SUPPORT PLATES BY WOODY'S 5/16" - 1.325"



- All the benefits of 286 Phantom Series studs.
- Unique track design makes it the only traction product available to maintain track warranty and track life.
- Kit complete with stud, nut and support plate.
- The only traction product approved by BRP.

MODELS

| | | |
|---|--------------------------------|-------------------|
| REV Gen4, XS, XP, XR - 120" tracks | 860200729 • Pack of 84 | \$339.99 |
| REV Gen4, XS, XP, XR - 129" & 137" tracks | 860200730 • Pack of 96 | \$379.99 |
| REV Gen4, XS, XP, XR - (5/16" - 1.325") | 860200731 • Pack of 500 | \$1,879.99 |

286 PHANTOM SERIES STUDS & SUPPORT PLATES BY WOODY'S



- A complete line of traction products developed specifically for Ski-Doo's REV Gen4, XS, XP, XR tracks.
- Due to the unique track design, this is the only traction product available to maintain track warranty and track life.
- Kit complete with stud, nut and support plate.
- The only traction product approved by BRP.

MODELS

| | | |
|--|--------------------------------|-------------------|
| REV Gen4, XS, XP, XR - 120" tracks • 5/16" - 1.075" | 860200718 • Pack of 84 | \$289.99 |
| REV Gen4, XS, XP, XR - 129" & 137" tracks • 5/16" - 1.075" | 860200719 • Pack of 96 | \$319.99 |
| REV Gen4, XS, XP, XR • 5/16" - 1.075" | 860200720 • Pack of 500 | \$1,569.99 |
| REV Gen4, XS, XP, XR - 120" tracks • 5/16" - 1.325" | 860200721 • Pack of 84 | \$339.99 |
| REV Gen4, XS, XP, XR - 129" tracks • 5/16" - 1.325" | 860201281 • Pack of 90 | \$359.99 |
| REV Gen4, XS, XP, XR - 137" tracks • 5/16" - 1.325" | 860200722 • Pack of 96 | \$379.99 |
| REV Gen4, XS, XP, XR • 5/16" - 1.325" | 860200723 • Pack of 500 | \$1,879.99 |

TUNNEL PROTECTOR KIT



- Protects your bulkhead and heat exchangers in all conditions.
- Provides proper protection for stud installation on pre-studded track.
- So unique—patent pending US20160152304.

MODELS

| | | |
|---|------------------|-----------------|
| REV-XP fan-cooled 120" & 137", REV-XU Tundra 137" | 860200381 | \$57.99 |
| REV-XU Expedition (2011 & up) and Skandic SWT, WT | 860200757 | \$114.99 |
| REV-XP [except fan-cooled], REV-XR, REV-XS 120", 129" & 137" | 860200802 | \$57.99 |
| REV Gen4 16", 129" and 137" tracks with Ice Ripper track or Woody's studs, REV Gen4 (Wide) 20" with Ice Ripper and Silent Ice Cobra WT. | 860201280 | \$57.99 |
| REV Gen4 with 129" Ice Cobra, Ice Attak XT track or Ice Ripper XT (Silent Drive 2 System) | 860201688 | \$65.99 |
| REV Gen4 with 137" Ice Cobra, Ice Attak XT track or Ice Ripper XT (Silent Drive 2 System) | 860201692 | \$65.99 |
| REV Gen4 with 146" Ice Cobra, Ice Attak XT track or Ice Ripper XT (Silent Drive 2 System) | 860201693 | \$65.99 |

DRILL BIT



415128884 **\$14.49**



To install the studs, always use the installation tools, procedures and torque specified in the instructions. Proper installation provides maximum product longevity and helps prevent track damage. BRP recommends that studs be installed by authorized BRP dealers and on approved pre-patterned tracks only. These tracks come standard on most 2022 Ski-Doo snowmobiles. Look for this symbol on your track. Woody's products are designed to fit and interact with each other. The stud nut and support plate form a complete unit. The use of aggressive skis, ski carbide runners or studs will alter the handling of your snowmobile, particularly in terms of maneuverability, acceleration and braking. Please refer to your Operators Guide for more details.

PROPULSION



PERFORMANCE DRIVE BELTS

- High performance drive belts calibrated to maximize your sled's performance.
- Aramid tensile cords used in construction for extra long life and dependability, also delivers a consistent length with minimal belt shrinkage and minimal length adjustments.
- High tensile reinforced fiber elastomer undercords provide minimal dusting and long term flex life.
- Flexweave overcord for superior adhesion and crack resistance.
- Consistent performance during life of belt.
- Quality you can count on for optimum performance.
- Built with distinctive durability features for mountain, trail or fast tracks.

| SKU | DESCRIPTION | PRICE |
|--|--|----------|
| REV Gen4, XM, XS, XP, XU, XR, REV | | |
| 417300571 | 850 E-TEC, 900 ACE Turbo R, 900 ACE Turbo – 150 | \$219.99 |
| 417300531 | 800R E-TEC (all model years), 800R P-TEK (all model years) | \$189.99 |
| 417300558 | 900 ACE Turbo GT 2019, 900 ACE Turbo – 130 | \$169.99 |
| 417300551 | 600R E-TEC, 600 E-TEC, 1200 4-TEC, 900 ACE | \$134.99 |
| 417300586 | 600 EFI | \$119.99 |
| 417300367 | 550 Fan (2010-2011) | \$74.99 |
| 415060600 | Fan (2009 and prior) | \$74.99 |
| 414860700 | 550 Fan (2012, 2014) | \$74.99 |
| 417300585 | 600 ACE, 550 Fan | \$119.99 |
| RT | | |
| 417300189 | 1000 | \$189.99 |
| ZX | | |
| 414860700 | 500, 600 LC | \$74.99 |
| 417300585 | 700, 800 LC | \$119.99 |
| 417300067 | 700 (1999, 2000) | \$99.99 |
| 415060600 | Fan | \$74.99 |
| 417300586 | V-1000, 600 SDI (2004), V-800 | \$119.99 |
| 417300383 | 800 SDI (2004) | \$134.99 |
| UTILITY (EXCEPT REV Gen4 (WIDE) 20" & REV-XU) | | |
| 605348425 | All 2008 models, 2007 TUV and SWT V-800 | \$134.99 |
| 414633800 | All Fan Skandic except Tundra | \$74.99 |
| 417300326 | Tundra RF 300 | \$74.99 |
| 415060600 | Tundra RF 500 | \$74.99 |
| 417300586 | Tundra RF V-800 | \$119.99 |
| 414827600 | Old Tundra 280 Fan | \$74.99 |
| S-CHASSIS | | |
| 417300067 | Semi-cogged | \$99.99 |
| 414860700 | Not cogged | \$74.99 |

PISTON KIT

593 H0 including SDI

415129406

\$229.99

Ski 552

415129542

\$184.99

- Kit includes: piston, rings, piston pin, needle bearing and circlips.



**DRIVE PULLEY CAM FOR QRS
ROLLER SECONDARY CAM**

REV-XP

417126962 • 38°

\$119.99

417126975 • 44°-33°

\$119.99

417127372 • 42°

\$124.99

417127426 • 46°-42°

\$124.99

417127367 • 44°

\$124.99

417127326 • 40°

\$124.99

417127325 • 44°-42°

\$124.99

417127529 • 44°-40°

\$124.99

- Specially designed for the QRS driven pulley.
- For optimal smooth performance and durability.

MAINTENANCE KIT FOR TRA DRIVE PULLEY

- Includes: 1 spring cover assembly, 3 rollers assembly, 1 bushing (siding flange), 6 slider shoes, 6 O-rings, 1 circlip, 3 cotter pins and 3 lever axles.

MODELS

REV-XP, XR, XS, XM, XU - 2011 (550F), 2011 to 2018 (600 & 600 E-TEC sea-level)

415129624

\$129.99

REV-XM, XU - 2012 (1200), 2012 to 2018 (600 E-TEC high altitude), 2013 to 2019 Tundra Xtreme

415129625

\$129.99

REV-XP, XS, XM, XU - 2011 to 2018 (800R P-TEK & 800R E-TEC)

415129626

\$129.99

REV-XP, XS, XM, XU - 2008 to 2010 (800R P-TEK & 800R E-TEC)

415129627

\$129.99

REV-XP, XS, XM, XU - 2011 and prior (1200), 2011 and prior (600 E-TEC high altitude)

415129708

\$129.99

MAINTENANCE KIT FOR DRIVE PULLEY
(Not illustrated)

All 2016 and up eDrive 2 Clutch with heptagonal roller.

415130055

\$114.99

- Includes: 6 rollers assembly, 12 slider shoes, 3 O-rings.

**FLOATING QRS SHORT SHAFT
CONVERSION KIT**

Fits 600 CARB, 600 E-TEC, 800 P-TEK and 800 E-TEC engines

860200832

\$489.99

- Conversion kit allows installation of a removable floating secondary pulley.
- Also provides ability to remove driven pulley without removing countershaft.
- Includes gun-drilled lightweight shaft and all necessary parts and hardware for conversion.

EDRIVE 2 CLUTCH

4-TEC 1200 only 2010 and up

415130054

\$579.99



- With double the number of rollers and arms compared to TRA designs, this clutch is designed for low maintenance and long life with 4-stroke powertrains.

NGK® SPARK PLUGS

- You'll see a difference with genuine NGK spark plugs.
- Solid steel terminal reduces the chance of arcing in the plug cap, which may interfere with the electric component.
- A necessity in today's ignition systems.

MODELS

BR9-ES

219703120

\$2.99

600 CARB, 800 P-TEK - BR9-ECS (Gap 0.8 mm)

415128524

\$7.99

600 H.O. E-TEC - PZFR6F

415129375

\$19.99

1200 4-TEC - CR8EKB

415129429

\$11.99

800R E-TEC - PFR7AB

415129484

\$24.99

600 ACE - MR7B18

415129670

\$15.99

900 ACE - MR8DI8

415129944

\$15.99

850 E-TEC, 600R E-TEC - ILKR8Q

415130154

\$16.99

550F, 600RS - BR9ECS

512059552

\$7.99

900 ACE Turbo - LMAR9AI-8

715900492

\$16.99

600 CARB, 800R P-TEK - BR8ECS (Gap 0.8 mm)

512060029

\$7.99

600 EFI - BPR8ES

415130429

\$2.98

ELECTRICAL

YUASA® BATTERIES



- Maintenance free.
- No need to add water but periodic charging required when not in use.
- Absorbed Glass Mat (AGM) Separators—an advanced battery technology that eliminates the need to ever add water.
- Advanced lead-calcium technology—holds its specific gravity more than 3 times longer than conventional lead antimony batteries.

MODELS

| | | |
|--------------------------|-----------|----------|
| 14 Amps Dry (12N14-3A) | 42215 | \$53.99 |
| 20 Amps Dry (Y50N18L-A) | 410301201 | \$88.99 |
| 3 Amps Wet (YTX4L-BS) | 410301204 | \$48.99 |
| 18 Amps Wet (YTX20L-BS) | 410301203 | \$129.99 |
| 18 Amps Wet (YTX20HL-PW) | 415129898 | \$139.99 |
| 21 Amps Wet (YTX24HL-BS) | 410922962 | \$154.99 |
| 30 Amps. Wet (YIX30L) | 515176151 | \$169.99 |

BATTERY CHARGER/MAINTAINER

715005061

\$56.99



- Fully automatic 3 amp battery charger/maintainer.
- Keeps stored lead-acid batteries charged.
- Charges and maintains small batteries.
- Microprocessor controlled multi-stage charging for added precision, safety and battery life.
- Auto-voltage detection.
- Automatically detects 6 or 12 volt batteries.
- Float mode monitoring automatically maintains optimum battery charge.
- Reverse hook-up protection helps protect battery and charger from damage.

- Hook attachment hangs outside the work area for safety and convenience.
- Display/on button.
- Press the display button to show the charge progress.
- Energy efficient/eco-friendly meets the highest industry standards for energy efficiency.
- Content: 3 amp battery charger, clamp adapter, DC adapter, 24" fused ring leads harness with weather cap and user manual.

JUMP STARTER

715005062

\$124.99



- IPX3 water-resistant—ABS + PC plastic and enclosed output ports.
- LED battery indicator—4 LED battery indicators for easy read on battery charge level.
- Compact design/travel bag—this durable case is compact and portable.
- Fits conveniently in the travel bag, your backpack or glovebox.
- Quickly starts vehicles in emergencies.
- Great for water and power sports, motorcycles and 4 and 6 cylinder vehicles.

- 2.4A + 1A/5V USP ports—fast charging.
- Charges all USB devices, including smartphones, mp3 players and tablets.
- Smart cable—provides protection against reverse polarity, short circuit, low voltage, high temperature and reverse charging.
- Built-in LED light (3 modes).
- Content: 300CA jump starter, SA858 smart cable clamp, MC-USB to USB charging cable, travel bag and user manual.

YUASA® SMART SHOT AUTOMATIC BATTERY CHARGER

Automatic 1 amp (1000 MA) 3-stage charge cycle

529036481

\$47.99



- The Yuasa Smart Shot Automatic Battery Charger is available in 1 amp charge capacity and ensures that optimum power is available from your battery when you need it.

- Charger is supplied with a fused-ring connector, in addition to the alligator clips that can be attached permanently to your battery, making charging and maintaining your battery a snap.

MAINTENANCE

// *MAINTENANCE*

153 *OILS & MAINTENANCE PRODUCTS*

156 *CARE PRODUCTS*

OILS & MAINTENANCE PRODUCTS

ENGINE OILS

XPS 2T E-TEC SYNTHETIC OIL



779126 • 1 qt / 946 ml
779127 • 1 US gal / 3.785 L
779128 • 2.5 US gal / 9.46 L

779129 • 5 US gal / 18.92 L
779130 • 55 US gal / 205 L

779131 • 265 US gal / 1,003 L
779132 • 330 US gal / 1,249 L

- Specifically engineered to meet the unique needs of Rotax engines, it provides maximum protection against engine wear in E-TEC engines.
- Uses a highly effective package to keep engine parts lubricated, clean and free of wear.

- This low smoke, low odor formula also allows for maximum engine performance.
- Can be used in direct, semi-direct fuel injection system and high performance carbureted 2-stroke engines.

XPS 2T RACING SYNTHETIC OIL



779180 • 1 qt / 946 ml

779181 • 1 US gal / 3.785 L

- Specially designed for high performance or racing engines.
- Top-performing synthetic oil is formulated with a highly evolved additive package that includes performance enhancing esters.

- Withstands extreme operating temperatures, high RPM and heavy loads to deliver competition-level engine protection.
- Use in high performance 2-stroke snowmobiles and off-road motorcycle engines.

XPS 2T SNOWMOBILE SYNTHETIC BLEND OIL



779447 • 1 qt / 946 ml
779448 • 1 US gal / 3.785 L

779449 • 2.5 US gal / 9.46 L

- Designed for all oil injection or pre-mix 2-stroke snowmobiles with electronic fuel injection or carbureted engines.
- Recommended engine oil for Rotax 600 EFI engine.
- Facilitates cold starting with low smoke emissions.

- Ensures maximum protection against wear by keeping the engine parts lubricated and clean.

XPS 2T SNOWMOBILE PREMIUM MINERAL OIL



779119 • 1 qt / 946 ml
779120 • 1 US gal / 3.785 L
779121 • 2.5 US gal / 9.46 L

779122 • 5 US gal / 18.92 L
779123 • 55 US gal / 205 L

- Powersport formula with premium anti-wear and anti-corrosion additives.
- The carefully balanced additives optimize detergency and lubrication through a broad range of operating temperatures.

- Additional corrosion protection for wet environments and during storage.
- Safe for winter/snowmobile use.

XPS 4T 0W-20 EXTREME COLD SYNTHETIC OIL



779145 • 1 qt / 946 ml
779146 • 1 US gal / 3.785 L

779147 • 5 US gal / 18.92 L
779148 • 55 US gal / 205 L

- EXTREME COLD engine oil is state-of-the-art, developed for easier cold starts in the most frigid, harshest winter climates.
- The custom formula promotes fast oil flow from the sump to critical engine components to ease starting.

- Protects 4-stroke snowmobiles, ATVs and power equipment from cold start engine wear.

XPS 4T 0W-40 SYNTHETIC OIL



779139 • 1 qt / 946 ml
779140 • 1 US gal / 3.785 L

779141 • 5 US gal / 18.92 L
779142 • 55 US gal / 205 L

779143 • 265 US gal / 1,003 L
779144 • 330 US gal / 1,249 L

- Powersport formula with premium anti-wear and anti-corrosion additives.
- The best choice for high-performance snowmobile, ATV and SXS 4-stroke engines used in cold weather.

- Provides superior engine and transmission protection against heat, rust and corrosion.
- Delivers optimal performance in high and low temperature.

XPS 4T 0W-40 SYNTHETIC OIL CHANGE KIT



779253 • 600 ACE
779254 • 900 ACE

779255 • 1200 4-TEC

- Ultra-convenient "all-in-one" oil change kit saves time and money.
- Includes XPS Synthetic Oil, oil filter, O-rings and washer.

MAINTENANCE PRODUCTS

OIL FILTER

420956124

\$17.49



- 900 ACE, 900 ACE Turbo, 600 ACE and 1203 engines.

UNIVERSAL PRE-MIXED COOLANT

779149 • 1 qt / 946 ml



- Antifreeze/coolant contains the correct dilution and the necessary additives to prevent corrosion and inhibit cavitation in powersport cooling systems.
- For vehicles that normally use a 2-year antifreeze/coolant (green).

EXTENDED LIFE PRE-MIXED COOLANT

779150 • 1 qt / 946 ml



- Antifreeze/coolant contains the correct dilution and the necessary additives to prevent corrosion and inhibit cavitation in BRP cooling systems.
- Long-life, 5-year formula specially formulated for BRP vehicles.
- Superior heat transfer.
- Ideal replacement for vehicles that normally use a 2-year antifreeze/coolant (green).
- 5 years (orange).

DOT 4 BRAKE FLUID

779151 • 12 fl. oz. / 355 ml



- Meets or exceeds all DOT3 and DOT4 brake fluid requirements.
- High-temperature formula resists fade, and also conditions seals and O-rings in braking system.

RACING BRAKE FLUID RS600

779152 • 12 fl. oz. / 355 ml



- Exceeds DOT4 brake fluid requirements for extreme conditions and competition use.
- Extreme, 579-degree boiling point temperature is ideal for high-demand competition conditions to combat brake fade.
- Will not harm seals or braking system components.
- Should be added only to a clean/unfilled system to avoid dilution and diminished performance.
- Low-moisture formula slows water vapor absorption through multiple heat cycles.
- Recommended for use in Ski-Doo and Can-Am racing applications.

HIGH PERFORMANCE SUSPENSION FLUID (FOR FOX® SHOCKS)

779153 • 1 qt / 946 ml



- A synthetic, fade-free formula for servicing FOX® shocks.
- Specially formulated for high-demand or racing application.
- Ultra high VI shock oil.
- Engineered viscosity for optimized performance with FOX® shocks valving.

WINTER HIGH PERFORMANCE SUSPENSION FLUID (FOR KYB® SHOCKS)

779154 • 1 qt / 946 ml



- A synthetic, fade-free formula for servicing Kayaba Shocks®.
- Ultra high VI shock oil.
- Engineered viscosity for optimized performance in cold weather conditions.

PREMIUM MINERAL CHAINCASE OIL

779155 • 8.45 fl. oz. / 250 ml



- Made with high-quality mineral oil stock and contains additives to help lubricate and protect chaincases from wear and corrosion.
- Offers excellent lubrication and complete protection for all Ski-Doo snowmobiles with a conventional chaincase.

SYNTHETIC CHAINCASE OIL**779156** • 12 fl. oz. / 355 ml

- Specially developed for high-performance Ski-Doo models, it represents the best in state-of-the-art chaincase lubrication.
- This multigrade full-synthetic formula flows well at cold temperatures and won't break down at high temperatures.
- Made with additives that protect internal components from wear and corrosion, and also conditions seals.
- Not for use in 2-speed snowmobile transmissions on Expedition, Skandic utility models.

SYNTHETIC GREASE SUSPENSION**779163** • 14 oz./ 400 g

- Designed to work specifically with the components found in Can-Am and Ski-Doo vehicles suspensions.
- It is highly stable and offers optimal lubrication at both extreme cold and high temperatures while protecting suspension components from dirt and moisture, as well as corrosion under extreme washout conditions.

SYNCHROMESH TRANSMISSION SYNTHETIC OIL**779170** • 24 fl. oz. / 710 ml

- Uses a unique combination of synthetic base stocks and additives that allow higher loads, superior shear stability and reduced oxidation compared to other synthetics and conventional API GL-5 gear oils.
- Its tremendous thermal stability and constant viscosity give exceptional wear protection and superior performance for excellent low-temperature characteristics and improved gear protection at higher temperatures.
- Recommended for use in all Ski-Doo and Lynx synchronmesh transmissions requiring 75W-140 API GL-5 gear oils.
- Offers added assurance during extended drain intervals.
- Exceeds API GL-5 specifications.

ANTI-CORROSIVE LUBRICANT**779166** • 12 oz./ 340 g

- Multipurpose lubricant that can also be used to prevent rust, corrosion and moisture intrusion.
- It contains extreme pressure additives that work as an all-around lubricant for just about anywhere lubrication is needed.

CARBON-FREE FUEL TREATMENT**779169** • 12 fl. oz. / 355 ml

- Combination of a fuel treatment and a fuel system cleaner that can be used periodically to restore lost starting or throttle performance, as well as maintain fuel system integrity and keep internal engine parts clean.
- It treats fuel for storage and addresses the moisture problems inherent in today's ethanol-blended fuels, keeping ferrous and soft metal parts clean and free of corrosion.
- Uses patented, state-of-the-art additives.
- Cleans valves, sticky rings and combustion chamber.

FUEL STABILIZER**779171** • 8 fl. oz. / 236 ml

- Ethanol-compatible and will stabilize fuel in your tank to keep it from breaking down and causing hard starting, throttle hesitation and poor run quality.
- Ethanol attracts moisture, and this product contains powerful anti-corrosion additives to protect fuel system components.
- Prevents problems associated with E10 fuels.


FUEL TREATMENT CARBURETOR CLEANER**779172** • 12 fl. oz. / 355 ml

- Complete fuel treatment specially formulated to prevent small engine problems caused by ethanol-blended fuels.
- It removes fuel system gum and varnish that may have accumulated during storage, stabilizes fuel against breakdown for 12 months or more, and adds corrosion protection from moisture for short- and long-term storage.
- It also helps restore throttle response and easy starting.
- It can be used periodically to maintain fuel system integrity, keep carburetor jets clean, and also combat moisture problems caused by ethanol-blended fuels to keep ferrous and soft metal parts clean and free of corrosion.

STORAGE OIL**779173** • 12 oz./ 350 g

- High-performance fogging oil designed to protect internal engine parts from rust and corrosion.
- It coats engine internals throughout the whole storage period and is burned away through combustion when engine is started.
- Protects engines during non-use or storage.
- Burns complete upon start up.

CARE PRODUCTS

| | | |
|---|-------------------------------|---------|
| ALL-PURPOSE CLEANER AND DEGREASER | 779328 • 22 fl. oz. / 650 ml | \$11.99 |
| | 779329 • 2 qt / 1.89 L | \$18.99 |
|  <ul style="list-style-type: none"> • Ready-to-use formula. • Cleans toughest dirt and grime. • Phosphate-free eco-friendly formula. • Low foam easy-rinse formula. | | |
| MATTE FINISH WATERLESS CLEANER | 779330 • 22 fl. oz. / 650 ml | \$11.99 |
| | | |
|  <ul style="list-style-type: none"> • Easy waterless use. • Perfect for matte, flat and denim surfaces. • Contains no wax or silicone. • Leaves no unwanted streaks or marks. | | |
| MULTI-SURFACE & GLASS CLEANER | 779331 • 22 fl. oz. / 650 ml | \$7.99 |
| | | |
|  <ul style="list-style-type: none"> • Easy waterless spray and wipe use. • Polymer formula cleans and protects. • Contains no wax or silicone. • Leaves no unwanted streaks or marks. | | |
| BLACK PLASTIC & RUBBER RESTORER | 779335 • 7.6 fl. oz. / 225 ml | \$10.99 |
| | | |
|  <ul style="list-style-type: none"> • Restores plastic, rubber and vinyl. • Long-lasting formula. • Protects against UV rays. | | |
| QUICK DETAILER GLOSS ENHANCING | 779332 • 4 fl. oz. / 118 ml | \$8.99 |
| | 779333 • 16 fl. oz. / 473 ml | \$11.99 |
|  <ul style="list-style-type: none"> • Quick detail spray wax. • Leaves a high-gloss finish at every wipe. • Nanotechnology polymer formula. • Repels dirt. • No water needed. | | |
| OFF-ROAD FOAMING WASH | 779337 • 16 fl. oz. / 473 ml | \$8.99 |
| | 779338 • 2 qt / 1.89 L | \$17.99 |
|  <ul style="list-style-type: none"> • Concentrated formula for off-road vehicles, it produces a thick foam to lift dirt and prevent scratching. • The pH neutral formula is safe for wax and paint sealants. • Works in pressure washers or by hand. | | |
| MUD & DUST OFF-ROAD WASH | 779340 • 33 fl. oz. / 946 ml | \$13.99 |
| | 779341 • 2 qt / 1.89 L | \$19.99 |
|  <ul style="list-style-type: none"> • Specially formulated for off-road vehicles, it breaks the bond holding grime and dirt to your vehicle's finish. • The formula is biodegradable, eco-friendly with no phosphates or corrosive chemicals and is low foam for easy, quick rinsing. • Effective on oil, grease and other stubborn grime. • Safe for use on all surfaces. | | |



APPAREL

// APPAREL

159 TECHNOLOGY GUIDE

164 HELMETS

167 GOGGLES

168 RIDING GEAR

174 MITTS & GLOVES

176 BOOTS & SOCKS

177 HEADWEAR & BALACLAVAS

179 BASE LAYERS

181 MID LAYERS

182 MEN'S SPORTSWEAR

185 LADIES' SPORTSWEAR

187 KIDS & TEEN WEAR

190 TEKVEST

190 BAGS

191 LIFESTYLE & GIFTS

192 SIZING CHART

TECHNOLOGY GUIDE

// SPECIAL EDITION OXYGEN HELMET

> See complete details on page 164.



**HEATED CHAMBER TO KEEP
THE SUN VISOR FOG FREE**

**UNOBSTRUCTED PANORAMIC FIELD
OF VISION FOR INCREDIBLE MASK-LESS
RIDING EXPERIENCE**

AMBER SUN VISOR

NCS SYSTEM: REDUCES OUTSIDE NOISE

**HEATED VISOR WITH REMOTE CONTROL
OPERATION AND HEAT LEVEL INDICATOR LIGHTS**

NEW

**ADDED PREMIUM COMFORT
EXCLUSIVE MATERIAL LINING**



NEW

**CHIN CURTAIN WITH VENTILATION
FOR VERSATILE PROTECTION**

BATTERY-LESS REAR LED LIGHT

E LinQ REAR MAGNET CONNECTOR

NEW

**REMOVABLE BACK CURTAIN
FOR REDUCED AIR INTRUSION**

**LIGHTWEIGHT M-FORGE® COMPOSITE SHELL
BETTER IMPACT PROTECTION IN COLD
CONDITIONS THAN CARBON FIBER**

1,800 g ± 50 g for smaller shell (XS-L)
1,900 g ± 50 g for larger shell (XL-3XL)

// THE ABSOLUTE 0 JACKET TECHNOLOGIES

DESIGNED FOR THE HARSHTEST COLDEST RIDING CONDITIONS

The new and improved Absolute 0 jacket is the warmest jacket in our lineup, meant for the harshest of conditions.

This weatherproof jacket, will ensure absolute comfort and warmth no matter the weather at hand.

> See complete details on pages 174.



REMOVABLE AND ADJUSTABLE COLLAR

To seal air entry.

PRIMALOFT®

The highest performance insulation, ultimate warmth to weight.

SYMPATEX® MEMBRANE

100% waterproof windproof, and highly breathable.

RADIANT CORE

Thermal reflective technology, for added heat conversion.

100% SEAMS AND LOGOS SEALED

WATER-RESISTANT YKK ZIPPERS AT POCKETS

CENTER FRONT QUADRUPLE INSULATED FLAPS

For heat retention and wind protection

E LinQ CONNECTOR SYSTEM

To connect to your heated visor shield and tucks in nicely when disconnected.

AVAILABLE COLORS



Black with graphics



Black



Heather Grey

// THE HELIUM JACKET TECHNOLOGIES

DESIGNED TO ADAPT TO NATURE'S TOUGHEST CHALLENGES SO YOU CAN HAVE THE MOST COMFORTABLE RIDE

The Helium jacket is specially designed for our rider's toughest challenges. The helium jacket and layering system is conceptualized to adapt to the rider and weathers toughest challenges.

> See complete details on pages 169-170.



ADJUSTABLE NON REMOVABLE HOOD

SYMPATEX® MEMBRANE

Two layer membrane; for ultimate comfort, performance and better mobility. 100% waterproof windproof, and highly breathable.

OFFSET FRONT ZIPPER

For optimal comfort at chin.

TWO SIDE POCKETS PLACED HIGH

For avalanche backpack strap.

100% SEAMS AND LOGOS SEALED

LIGHTWEIGHT,

while still providing protection to the elements.

WATER-RESISTANT YKK ZIPPERS

AVAILABLE COLORS



Army Green



Blue Teal



Orange



Coral



SYMPATEX® MEMBRANE

Discover the performance of Sympatex membrane.

**PTFE-FREE
AND PFC-FREE
MEMBRANES
AND LAMINATES**

**100% WINDPROOF
AND WATERPROOF
PROTECTION**

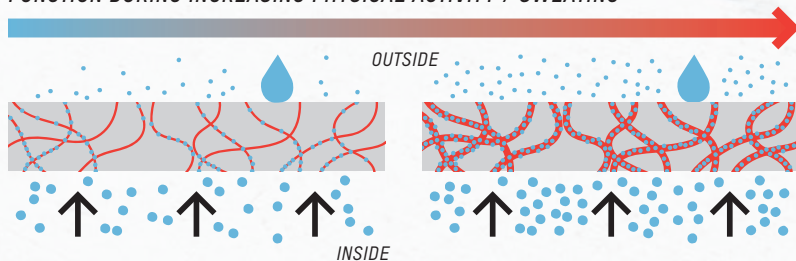
LIFETIME WARRANTY

**100% RECYCLABLE
MEMBRANE & RECYCLABLE
AND RECYCLED LAMINATES**

DYNAMIC BREATHABILITY

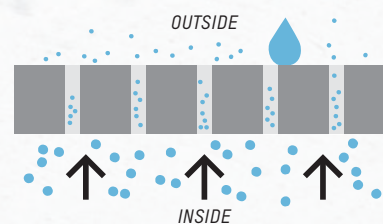
In addition to being windproof and having superior waterproof performance, Sympatex adjusts to your body's temperature by letting more moisture pass through as needed—dynamic breathability—something a porous PTFE membrane cannot do. Sympatex also doesn't clog, or stretch out like PTFE. It's time to move it up a level with Sympatex.

COMPACT SYMPATEX MEMBRANE FUNCTION DURING INCREASING PHYSICAL ACTIVITY / SWEATING



 Water droplets  Water vapour molecules  Hydrophilic polyether  Hydrophobic polyester

MICROPOROUS MEMBRANE (PTFE) PHYSICAL PRINCIPAL



 Pore  Including PTFE



M-FORGE® COMPOSITE TECHNOLOGY

Delivers helmets with superior performance and lightweight.



**UP TO 40%
LIGHTER
THAN OTHER
EQUIVALENT
MATERIALS**

Less strain on the rider's neck for a more comfortable riding experience.



**EXCELLENT
IMPACT
PERFORMANCE**



**BEST-IN-CLASS
LOW ENERGY
REPEAT IMPACT
RESISTANCE**



**ABSORBS
MORE ENERGY**
than comparable materials resulting in an outstanding reduction of rebound speed after impact.



WEATHERABILITY



ECO-FRIENDLY

M-FORGE® COMPOSITE is a patented technology and registered trademark of MAT GROUP™.

LEARN MORE AT WWW.M-FORGE.COM

#MForgeCompositeRevolution

HELMETS

OXYGEN HELMETS

NEW OXYGEN SE HELMET



929027 • XS, S, M, L, XL, 2XL, 3XL

Army Green [77], Lava Red [17]

\$664.99



- 4-year limited warranty.
- Special Edition.
- Lightweight M-FORGE® Composite for better impact resistance in extreme conditions – 20% lighter than the BV2S helmet and 16% lighter than the Modular helmet.
- Sun visor heated chamber.
- Amplified heated visor with pivot contact system.
- Offered with retractable amber sun visor for best vision in snow conditions.
- Prescription eyeglasses friendly.
- Adjustable humidity extractor vents.
- Unobstructed panoramic field of vision for an incredible mask-less riding experience.
- Durable anti-fog and anti-scratch coatings.
- NCS System: Reduces noise up to 2 times more than the BV2S helmet and up to 3 times more than the Modular helmet.
- Robust detents allow precise opening adjustments for airflow.
- Optional front LED utility light.
- Lightweight battery-less rear LED light for added rider safety.
- E LinQ rear magnet connector.
- Unique remote control with visor heat indicators.
- Ready to receive communication system.
- Operate all features with gloved hands.
- 2 shell sizes for better fit and comfort.
- Ratcheting quick-release chin strap.
- Recyclable helmet shell for minimal environmental impact.
- Aerodynamic shape to reduce neck fatigue.
- New chin curtain with ventilation for versatile protection.
- New removable back curtain for reduced air intrusion.
- Added premium comfort exclusive material lining.
- 1850 g ± for large shell.
- D.O.T. approved.

OXYGEN HELMET



929019 • XS, S, M, L, XL, 2XL, 3XL

White [01], Black [90], Matte Black [93]

\$624.99



- 4-year limited warranty.
- Now available in XS and Matte Black color.
- Lightweight M-FORGE® Composite shell for better impact resistance in extreme conditions – 20% lighter than the BV2S helmet and 16% lighter than the Modular helmet.
- Sun visor heated chamber.
- Amplified heated visor with pivot contact system.
- Offered with retractable amber sun visor for best vision in snow conditions.
- Prescription eyeglasses friendly.
- Adjustable humidity extractor vents.
- Unobstructed panoramic field of vision for an incredible mask-less riding experience.
- Durable anti-fog and anti-scratch coatings.
- NCS System: Reduces noise up to 2 times more than the BV2S helmet and up to 3 times more than the Modular helmet.
- Robust detents allow precise opening adjustments for airflow.
- Optional front LED utility light.
- Lightweight battery-less rear LED light for added rider safety.
- E LinQ rear magnet connector.
- Unique remote control with visor heat indicators.
- Ready to receive communication system.
- Operate all features with gloved hands.
- 2 shell sizes for better fit and comfort.
- Ratcheting quick-release chin strap.
- Recyclable helmet shell for minimal environmental impact.
- Aerodynamic shape to reduce neck fatigue.
- 1850 g ± for large shell.
- D.O.T. approved.

LED UTILITY LIGHT

[Not illustrated]

929006 • One size

Black [90]

\$39.99

- Optional part.

OXYGEN NCS REMOVAL PADS

[Not illustrated]

929023 • One size

Black [90]

\$9.99

- OXYGEN helmet noise cancelling system (NCS) replacement pads.

OXYGEN HEAD LINER (MY21+)

[Not illustrated]

929024 • XS

Black [90]

\$39.99

OXYGEN CHEEK PADS SET (MY21+)

[Not illustrated]

929025 • XS

Black [90]

\$29.99

OXYGEN CHEEK PADS EPS

[Not illustrated]

929026 • S [Fits XS/S]

Black [90]

\$34.99

NEW HELMET SERVICE PAD

448695 • One size

Black [90]




\$19.99

- 100% Plastic.



| | | | |
|--|---|--------------------|----------------|
| NEW OXYGEN SE HEADLINER | 929032 • XS, S, M, L, XL, 2XL, 3XL | Charcoal Grey [07] | \$39.99 |
|  | <ul style="list-style-type: none"> • 50% Foam, 40% Fabric, 10% Plastic. • Replacement Headliner for OXYGEN SE helmet. | | |
| NEW OXYGEN SE CHIN CURTAIN | 929029 • L (Fits XS/S/M/L), 2XL (Fits XL/2XL/3XL) | Black [90] | \$39.99 |
|  | <ul style="list-style-type: none"> • 75% Foam, 25% Plastic. • Replacement chin curtain for OXYGEN SE helmet. | | |
| NEW OXYGEN SE CHEEK PADS SET | 929031 • XS, S, M, L, XL, 2XL, 3XL | Charcoal Grey [07] | \$29.99 |
|  | <ul style="list-style-type: none"> • 50% Foam, 40% Fabric, 10% Plastic. • Replacement Cheek Pad set for OXYGEN SE helmet. | | |
| NEW OXYGEN SE CUSTOMIZATION KIT <i>DEALERS ONLY (Not illustrated)</i> | 929033 • One size | Charcoal Grey [07] | \$69.99 |
| <ul style="list-style-type: none"> • 50% Foam, 40% Fabric, 10% Plastic. • Dealer Customization kit for OXYGEN SE helmet. • Kit includes: 4 set of NCS removal pads, 3 sets of cheek pads, 2 x XS (44mm), 2 x L (38mm) 2 x 3XL (32mm). | | | |
| NEW OXYGEN INTERNAL CHIN COVER | 929034 • One size | Black [90] | \$7.99 |
|  | <ul style="list-style-type: none"> • 99% Plastic, 1% Metal • Replacement Chin curtain for OXYGEN helmet | | |
| NEW OXYGEN DEALER CUSTOMIZATION KIT <i>DEALERS ONLY (Not illustrated)</i> | 929030 • One size | Clear [00] | \$59.99 |
| <ul style="list-style-type: none"> • 50% Foam, 40% Fabric, 10% Plastic. • Dealer Customization kit for OXYGEN helmet. • Kit includes: 4 set of NCS removal pads, 3 sets of cheek pads, 2 x XS (44mm), 2 x L (38mm) 2 x 3XL (32mm). | | | |

MODULAR 3 HELMETS

| | | | | |
|---|---|---------------------------------------|--------------------------|-----------------|
| MODULAR 3 SKI-DOO HELMET | DOT | 448628 • S, M, L, XL, 2XL, 3XL | Black with graphics [94] | \$339.99 |
|  | <ul style="list-style-type: none"> • 4-year limited warranty. • Built-in Clear Vision Technology with optically-correct dual lens visor. • Ready to receive communication system. • Adjustable sunshield lowers or raises at the touch of a button. • Front push-button release integrated into jaw section. • Breath Evac fog-resistant mask system. • Quick-release chin strap. • Spacious design allows room for eyeglasses. • D.O.T. approved. | | | |
| MODULAR 3 HELMET | DOT | 447963 • S, M, L, XL, 2XL, 3XL | White [01], Black [90] | \$299.99 |
|  | <ul style="list-style-type: none"> • 4-year limited warranty. • Built-in Clear Vision Technology with optically-correct dual lens visor. • Ready to receive communication system. • Adjustable sunshield lowers or raises at the touch of a button. • Front push-button release integrated into jaw section. • Breath Evac fog-resistant mask system. • Quick-release chin strap. • Spacious design allows room for eyeglasses. • D.O.T. approved. | | | |
| MODULAR 3 ELECTRIC SE HELMET | DOT | 447964 • S, M, L, XL, 2XL, 3XL | Black [90] | \$389.99 |
|  | <ul style="list-style-type: none"> • 4-year limited warranty. • Built-in Clear Vision Technology with optically-correct dual lens visor. • Ready to receive communication system. • Adjustable sunshield lowers or raises at the touch of a button. • Front push-button release integrated into jaw section. • Breath Evac fog-resistant mask system. • Quick-release chin strap. • Spacious design allows room for eyeglasses. • D.O.T. approved. | | | |

BV2S HELMET

BV2S HELMET

DOT

447404 • S, M, L, XL, 2XL, 3XL

Black (90)

\$459.99



- 4-year limited warranty.
- Dual lens visor featuring Clear Vision Technology with 180° peripheral vision.
- Lever-activated sunshield.
- BV2S fog-resistant mask system with soft surgical rubber seal and easy adjust knob.

- Front push-button release for jaw piece.
- Removable and washable inner liner.
- Integrated backlight (batteries included).
- Quick-release chin strap.
- Shell: Polycarbonate Composite.
- D.O.T. approved

EX-2 MOTION, XC-4, XP-X AND CROSS HELMETS

SKI-DOO EX-2 MOTION ELECTRIC HELMET

DOT

448629 • XS, S, M, L, XL, 2XL

Red (30)

\$299.99



- 4-year limited warranty.
- Removable aerodynamic peak.
- Lockable, multi-position and fog-free heated shield.
- Interchangeable retractable sun visor.


- Ultra-comfortable and washable lining.
- Advanced plastic composite shell.
- Oversized chin deflector for cold weather protection.
- Adjustable air vents and exhausts.
- D.O.T. approved.

NEW SKI-DOO XC-4 ELEVATION HELMET RPM PEAK

448691 • One size

Charcoal Grey (07),
Hi-Vis Yellow (26), Light Blue (81),

\$29.99



- 100% Plastic.
- Replacement Visor for XC-4 helmet (2022).

NEW XP-X HELMET RPM PEAK

448692 • One size

Army Green (77),
Charcoal Grey (07), Lava Red (17)

\$24.99



- 100% Plastic.
- Replacement Peak for XP-X Helmet.

NEW XP-X PEAK HELMET



DOT ECE22.05

448767 • XS, S, M, L, XL, 2XL

Army Green (77),
Charcoal Grey (07), Lava Red (17)

\$299.99



- 4-year limited warranty.
- M-Forge Composite.
- AEGIS antimicrobial treatment prevents odor and bacteria.
- Aerodynamic visor.
- Removable and washable premium high comfort liner.
- 8 vents provide improved airflow.

- Micrometric chin strap attachment - Easy one-hand opening, even with gloves (not approved for racing applications).
- D.O.T. and E.C.E. certified.
- 1210 g ± 50 g for small shell (Sizes: XS, S & M).
- 1265 g ± 50 g for large shell (Sizes: L, XL & 2XL).

NEW SKI-DOO XC-4 ELEVATION HELMET

DOT ECE22.05

448632 • XS, S, M, L, XL, 2XL

Charcoal Grey (07),
Hi-Vis Yellow (26), Light Blue (81)

\$169.99



- 80% Polycarbonate, 20% ABS.
- 4-year limited warranty.
- Weight: ±1420 g for size Large.
- Shell construction is super light polycarbonate with impact absorbing liner.
- Fully adjustable visor system.

- Front and rear hi-max air vent system to maximize cooling effect.
- Removable, washable and replaceable moisture-wicking liner.
- Winter breath deflector.
- Might weight double-D chin strap.
- D.O.T. and E.C.E. certified.

NEW MAGNETIC FACE SHIELD

447819 • One size

Black (90), Hi-Vis Yellow (26)

\$24.99



- 95% Nylon, 5% TPU.
- Works with XP-X or XC4.



// PLEASE REFER TO THE SKI-DOO 2022 YELLOW BOOK FOR THE COMPLETE LIST OF HELMET REPLACEMENT PARTS.

GOGGLES

TRENCH GOGGLES

NEW SKI-DOO TRENCH GOGGLES

448689 • One size

Black [90], Charcoal Grey [07],
Coral [13], Red [30]

\$59.99



The Ski-Doo Trench goggle features a distortion free double lens that's anti-scratch and anti-fog.

- 60% Plastic, 25% Fabric, 15% Foam .
- Thermo-formed 3 layer face foam for great comfort and fit.
- No-slip silicone strap keeps goggles in place.
- Injection-molded cylindrical lens provides distortion free vision and enhanced impact resistance.
- Vibrant lens tint with light silver mirror that increases visual acuity in extremely flat and low light conditions.
- Removable nose guard for protection against cold and debris.

NEW TRENCH GOGGLES RPM SINGLE LENS (UV)

(Not illustrated)

448697 • One size

Clear [00]

\$22.99

- 100% Plastic.
- Clear single pane replacement lens for Ski-Doo Trench Goggles.

NEW TRENCH GOGGLES RPM DUAL LENS (UV)

(Not illustrated)

448702 • One size

Pink [36]

\$22.99

- 100% Plastic.
- Pink tinted dual pane replacement lens for Ski-Doo Trench Goggles.

NEW TRENCH GOGGLES RPM NOSE GUARD

448708 • One size

Black [90]

\$5.99



- 100% Plastic.
- Replacement Nose Guard for Ski-Doo Trench Goggles.

EDGE GOGGLES

NEW SKI-DOO EDGE GOGGLES

448699 • One size

Charcoal Grey [07],
Hi-Vis Yellow [26], Lava Red [17]

\$119.99



- 60% Plastic, 25% Fabric, 15% Foam.
- The Ski-Doo Edge goggle features Injection-molded PC cylindrical lens.
- Anti-scratch, anti-fog performance while provides distortion free vision and enhanced impact resistance.
- Thermo-formed 3 layers face foam offers best fitting.
- No-slip silicone strap keeps goggles in place.
- Removable nose guard for extra deflection against roost and debris.
- Bonus lens included: A vibrant lens tint with light silver mirror that increase visual acuity in extremely flat and low light conditions.
- Hi-Vis Yellow and Charcoal Grey: Grey based lens tint with mirror coating designed to reduce overall brightness while preserving 100 percent normal colour recognition.
- Lava Red: Amber based lens tint with mirror coating designed to filters out blue light for enhanced shadow contrast in moderately flat light conditions.

NEW SKI-DOO EDGE GOGGLES RPM NOSE GUARD

448703 • One size

Black [90]

\$5.99



- 100% Plastic.
- Replacement Nose Guard for Ski-Doo 2022 Edge Goggles.

NEW SKI-DOO EDGE GOGGLES CHROMED RPM LENS (UV)

(Not illustrated)

448672 • One size

Blue [80], Chrome [99], Gold [11],
Hi-Vis Yellow [26], Lava Red [17],
Red [30]

\$59.99

- 100% Plastic.
- Replacement lens for Ski-Doo Edge Goggles.
- Chrome finish.
- Dual pane anti-fog lens also treated to repel water.
- Storage pouch that doubles as a cleaning cloth.

NEW SKI-DOO EDGE GOGGLES RPM LENS (UV)

(Not illustrated)

448688 • One size

Pink [36]

\$39.99

- 90% Plastic, 5% Super Tacky Foam, 5% Magnet
- Replacement lens for Ski-Doo Edge Goggles.
- Tinted finish.
- Dual pane anti-fog lens also treated to repel water.
- Storage pouch that doubles as a cleaning cloth.

RIDING GEAR

DEEP SNOW

MEN'S

NEW HELIUM JACKET

SympaTex®

440919 • XS, S, M, L, XL, 2XL, 3XL

Army Green [77], Blue Teal [19],
Orange [12]

\$389.99

442448 • MT, LT, XLT, 2XLT

\$409.99



- Sympatex 2-Ply Laminated Polyester.
- Lifetime warranty with the Sympatex membrane.
- 100% sealed seams and logos.
- 100% windproof, waterproof and highly breathable Sympatex membrane.
- Water-resistant YKK zippers.
- Powder skirt.
- Adjustable non removeable hood.
- Offset front zipper for optimal comfort at chin.
- Backpack friendly underarm venting.
- Reflective details for optimized visibility.
- Two side pockets placed high for avalanche backpack strap
- Inner wrist gaiters with thumb hole

WARMTH

● ○ ○ ○ ○

WATERPROOFNESS/WINDPROOFNESS

● ● ● ● ●

BREATHABILITY

● ● ● ● ●

NEW HELIUM HIGHPANTS

SympaTex®

441667 • S, M, L, XL, 2XL, 3XL

Black [90], Charcoal Grey [07]

\$374.99

442449 • LT, XLT, 2XLT

\$399.99



- Outershell: 100% Sympatex 2-Ply laminated Polyester.
- Reinforcement: 100% Nylon Cordura.
- Lifetime warranty with the Sympatex membrane.
- 100% seams and logos sealed.
- 100% windproof, waterproof and highly breathable Sympatex membrane.
- Stretch fabric at waist.
- 2 thigh pockets and 1 bib pocket.
- Mesh at back bib panel.
- Fleece at seat.
- Shaped, reinforced and padded knees and shins.
- Extra long removable knee pads.
- Storm gaiters with boot to lace snap connector.
- Reinforcement at inner legs for abrasion resistance.
- 2-way full-length water-resistant side zippers.
- Reflective details.

WARMTH

● ○ ○ ○ ○

WATERPROOFNESS/WINDPROOFNESS

● ● ● ● ●

BREATHABILITY

● ● ● ● ●

NEW REVY ONE-PIECE SUIT

440913 • XS, S, M, L, XL, 2XL, 3XL

Army Green [77], Blue Teal [19]

\$459.99



- 100% waterproof, breathable and windproof.
- 100% seams and logos sealed.
- 360° reflective details for maximum visibility.
- Reinforced fabric at knees, inner legs and back seat.
- Adjustable collar, wrists, waist and inner suspender system.
- Detachable hood.
- 1 deep chest pocket, 1 cargo size pocket at thigh and 2 hand pockets.
- Underarm venting.
- Water-resistant YKK zippers
- Side leg opening.
- Inner wrist gaiters with thumb hole.
- Leg storm gaiter.

WARMTH

● ○ ○ ○ ○

WATERPROOFNESS/WINDPROOFNESS

● ● ● ● ●

BREATHABILITY

● ● ● ● ○

DEEP SNOW

LADIES'

NEW HELIUM JACKET

SympaTex®

440892 • XS, S, M, L, XL, 2XL, 3XL

Coral (13)

\$379.99



- Sympatex 2-Ply laminated Polyester.
- Lifetime warranty with the Sympatex membrane.
- 100% sealed seams and logos.
- 100% windproof, waterproof and highly breathable Sympatex membrane.
- Water-resistant YKK zippers.

- Powder skirt.
- Adjustable non removable hood.
- Offset front zipper for optimal comfort at chin.
- Backpack friendly underarm venting.
- Reflective details for optimized visibility.
- Two side pockets placed high for avalanche backpack strap.
- Inner wrist gaiters with thumb hole.

WARMTH



WATERPROOFNESS/WINDPROOFNESS



BREATHABILITY

**NEW** HELIUM HIGHPANTS

SympaTex®

441668 • XS, S, M, L, XL, 2XL

Black (90)

\$374.99



- Outershell 100% Sympatex 2-Ply laminated Polyester.
- Reinforcement 100% Nylon Cordura.
- Lifetime warranty with the Sympatex membrane.
- 100% seams and logos sealed.
- 100% windproof, waterproof and highly breathable Sympatex membrane.
- Stretch fabric at waist.
- 2 thigh pockets.

- Mesh at back bib panel.
- Fleece at seat.
- Shaped, reinforced and padded knees and shins.
- Extra long removable knee pads.
- Storm gaiters with boot to lace snap connector.
- Reinforcement at inner legs for abrasion resistance.
- 2-way full-length water-resistant side zippers.
- Reflective details.
- Drop seat design.

WARMTH



WATERPROOFNESS/WINDPROOFNESS



BREATHABILITY



CROSSOVER

MEN'S

NEW MCODE JACKET WITH INSULATION

440897 • S, M, L, XL, 2XL, 3XL

Army Green (77), Black (90), Blue Teal (19)

\$339.99



- 3-in-1 construction that combines a shell and a zipped-in puffy jacket with 200g of Thermal Loft insulation.
- 100% waterproof, breathable and windproof.
- 100% seams and logos sealed.
- 360° reflective details for maximum visibility.

- 2-way zipper to improve comfort in sitting position.
- E LinQ connect: Inner wiring and D-ring attach for helmet cable.
- Zipper puller on Army Green version: Red.
- Zipper puller on Blue Teal version: Orange.
- Zipper puller on Black version: Yellow.

WARMTH



WATERPROOFNESS/WINDPROOFNESS




BREATHABILITY

**NEW** REVY INSULATED ONE PIECE SUIT

440914 • XS, S, M, L, XL, 2XL, 3XL

Heather Grey (27)

\$489.99



- Nylon, Polyester.
- 100% waterproof, breathable and windproof.
- 100g of Thermal Loft insulation all over.
- 100% seams and logos sealed.
- 360° reflective details for maximum visibility.
- Reinforced fabric at knees and inner legs.
- Removable and adjustable suspenders.

- Polar fleece at back seat.
- 1 deep chest pocket, 1 cargo size pocket at thigh and 2 hand pockets.
- Inner wrist gaiters with thumb hole.
- Adjustable waistband.
- Leg storm gaiter.
- Underarm venting.
- Drop seat design.

WARMTH



WATERPROOFNESS/WINDPROOFNESS



BREATHABILITY



NEW MCODE JACKET WITH INSULATION

440915 • XS, S, M, L, XL, 2XL

Army Green [77], Blue Teal [19]

\$339.99



- 3-in-1 construction that combines a shell and a zipped-in puffy jacket with 200g of Thermal Loft insulation.
- 100% waterproof, breathable and windproof.
- 100% seams and logos sealed
- 360° reflective details for maximum visibility.

- 2-way zipper to improve comfort in sitting position.
- E LinQ connect: Inner wiring and D-ring attach for helmet cable.
- Zipper puller on Blue Teal version: Coral.
- Zipper puller on Army Green version: Dark plum.

WARMTH
●●●●○

WATERPROOFNESS/WINDPROOFNESS
●●●●○

BREATHABILITY
●●●●○

NEW REVY INSULATED ONE PIECE SUIT

440912 • XS, S, M, L, XL

Light Blue [81]

\$489.99



- Nylon, Polyester.
- 100% waterproof, breathable and windproof.
- 100g of Thermal Loft insulation all over.
- 100% seams and logos sealed.
- 360° reflective details for maximum visibility.
- Reinforced fabric at knees and inner legs.
- Removable and adjustable suspenders.

- Polar fleece at back seat.
- 1 deep chest pocket, 1 cargo size pocket at thigh and 2 hand pockets.
- Inner wrist gaiters with thumb hole.
- Adjustable waistband.
- Leg storm gaiter.
- Underarm venting.
- Drop seat design.

WARMTH
●●●●○

WATERPROOFNESS/WINDPROOFNESS
●●●●○

BREATHABILITY
●●●●○

TRAIL PERFORMANCE**NEW X-TEAM JACKET**

440894 • XS, S, M, MT, L, LT, XL, XLT, 2XL

Black [90], Heather Grey [27], Hi-Vis Yellow [26], Red [30]

\$334.99

440900 • 2XLT, 3XL, 3XLT, 4XL, 5XL

Black [90], Heather Grey [27], Hi-Vis Yellow [26]

\$359.99



- Nylon, Polyester.
- 100% waterproof, breathable and windproof.
- Insulation: 200g PrimaLoft Black.
- Radiant Core technology to keep you warm.
- 100% seams and logos sealed.
- Double center front flap insulated for heat retention and wind protection.
- Polar fleece at front body and top arms for added warmth
- Reflective Ski-Doo logos for maximum visibility.

- E LinQ connect: Inner wiring and D-ring attach for helmet cable.
- Additional removable collar to seal air entry.
- Customizable zipper puller: choices of two options by jacket.
- Powder skirt.
- Shaped sleeves.
- Reflective details on sleeves and at back.
- Inner wrist gaiter with thumb hole.
- Water-resistant YKK zippers.

WARMTH
●●●●○

WATERPROOFNESS/WINDPROOFNESS
●●●●○

BREATHABILITY
●●●●○

NEW X-TEAM HIGHPANTS

441660 • XS, SS, S, MS, M, LS, L, XLS, XL, 2XL

Black [90], Heather Grey [27]

\$304.99

441661 • MT, LT, XLT, 2XLT, 3XL, 3XLT, 4XL, 4XLT, 5XL

Black [90]

\$319.99



- Nylon, Polyester.
- Insulation: 200g PrimaLoft Black.
- Highly windproof, waterproof and breathable.
- 100% seams and logos sealed.
- Articulated, padded and shaped knees.
- Adjustable waist.

- Full-length side zippers.
- Reinforced seat, knees and inner legs.
- Water-resistant YKK zippers at pockets.
- Storm gaiters.
- Polar fleece-lined seat for added warmth.

WARMTH
●●●●○

WATERPROOFNESS/WINDPROOFNESS
●●●●○

BREATHABILITY
●●●●○

WARM-UP COAT

440880 • One size

Black [90]

\$309.99



- Insulated pre-race overcoat.
- Nylon.
- Insulation: 200g Thermal Loft.
- 100% windproof and waterproof.





- Hood fits over a Ski-Doo snocross helmet.
- Large handwarmer pockets with fleece lining.

WARMTH
●●●●○


WATERPROOFNESS/WINDPROOFNESS
●●●●○

BREATHABILITY
●●●●○

TRAIL PERFORMANCE

| | | | | |
|---------|--|--|---|-----------------|
| MEN'S | NEW SKI-DOO RACING JACKET | 440898 • XS, S, M, L, XL, 2XL, 3XL | Orange [12] | \$179.99 |
| |  <ul style="list-style-type: none"> • Softshell-like fabric with windproof, water repellent and breathability properties. • 2 large pockets at front. • Watertight YKK zippers throughout. | <ul style="list-style-type: none"> • Two front and one rear zippered vent. • Room at upper back for identification. • Longer back hem. • Adjustable hem and sleeve hem. | WARMTH ●○○○○○ WATERPROOFNESS/WINDPROOFNESS ●●○○○○ BREATHABILITY ●●○○○○ | |
| | NEW SKI-DOO RACING PANTS | 441655 • XS, S, M, L, XL, 2XL, 3XL | Autumn Red [14] | \$199.99 |
| |  <ul style="list-style-type: none"> • Polyester, Nylon and Kevlar. • Water-repellent, windproof, flexible and optimally breathable fabric. • Reinforcement fabric at inseam and high wear areas. | <ul style="list-style-type: none"> • Higher back and lower front shape for optimal comfort. • Pre-shaped knees. • Extra grip stripes added to seating area. • Key loop at crotch and at waist. | WARMTH ●○○○○○ WATERPROOFNESS/WINDPROOFNESS ●●○○○○ BREATHABILITY ●●○○○○ | |
| LADIES' | NEW X-TEAM JACKET | 440895 • XS, S, M, L, XL, 2XL, 3XL | Black [90], Coral [13], Heather Grey [27], Light Blue [81] | \$334.99 |
| |  <ul style="list-style-type: none"> • Nylon, Polyester. • 100% waterproof, breathable and windproof. • Insulation: 200g PrimaLoft Black. • Radiant Core technology to keep you warm. • 100% seams and logos sealed. • Double center front flap insulated for heat retention and wind protection. • Polar fleece at front body and top arms for added warmth. • Reflective Ski-Doo logos for maximum visibility. | <ul style="list-style-type: none"> • E LinQ connect: Inner wiring and D-ring attach for helmet cable. • Additional removable collar to seal air entry. • Customizable zipper puller: choices of two options by jacket. • Powder skirt. • Shaped sleeves. • Reflective details on sleeves and at back. • Inner wrist gaiter with thumb hole. • Water-resistant YKK zippers. | WARMTH ●●●●○ WATERPROOFNESS/WINDPROOFNESS ●●●●○ BREATHABILITY ●●●●○ | |
| | NEW X-TEAM HIGHPANTS | 441659 • XS, SS, S, MS, M, LS, L, XLS, XL, 2XL, 3XL | Black [90] | \$304.99 |
| |  <ul style="list-style-type: none"> • Nylon, Polyester. • Insulation: 200g PrimaLoft Black. • Highly windproof, waterproof and breathable. • 100% seams and logos sealed. • Articulated, padded and shaped knees. • Adjustable waist. | <ul style="list-style-type: none"> • Full-length side zippers. • Reinforced seat, knees and inner legs. • Water-resistant YKK zippers at pockets. • Storm gaiters. • Polar fleece-lined seat for added warmth. • Drop seat design. | WARMTH ●●●●○ WATERPROOFNESS/WINDPROOFNESS ●●●●○ BREATHABILITY ●●●●○ | |

TRAIL

| | | | | |
|-------|---|---|---|-----------------|
| MEN'S | NEW LEGACY JACKET | 440896 • S, M, L, XL, 2XL, 3XL | Army Green [77], Black [90] | \$399.99 |
| |  <ul style="list-style-type: none"> • Nylon, Polyester. • 100% waterproof, breathable and windproof. • Insulation: 200g PrimaLoft Black + 100g PrimaLoft Silver in removable liner. • 100% seams and logos sealed. • Triple center front insulated flaps for heat retention and wind protection. • 360° reflective details for maximum visibility. | <ul style="list-style-type: none"> • Radiant core technology to keep you warm. • Additional removable collar to seal air entry. • 2-way front zipper. • E LinQ connect: Inner wiring and D-ring attach for helmet cable. • Powder skirt. • Water-resistant YKK zippers. • Shaped sleeves. • Fleece at collar. | WARMTH ●●●●●○ WATERPROOFNESS/WINDPROOFNESS ●●●●○ BREATHABILITY ●●●●○ | |

NEW HOLESHOT JACKET**440899** • S, M, MT, L, LT, XL, XLT, 2XL, 3XLBlack **[90]**, Black with graphics **[94]**, Heather Grey **[27]****\$219.99**

- Nylon, Polyester.
- 100% windproof, waterproof and breathable.
- Insulation: 200g Thermal Loft.
- Radiant core technology to keep you warm.
- Polar fleece at front body and top arms.
- Critical seams and logos sealed.
- Reflective details on back and sleeves for optimized visibility.
- E LinQ connect: Inner wiring and D-ring attach for helmet cable.
- Durable YKK zippers.
- Micro fleece inner cuffs.
- Zipper puller on Black with graphics version: Red.
- Zipper puller on Black version: Black.
- Zipper puller on Heather grey version: Yellow.
- Replacement zipper puller: Black.

WARMTH
●●●●○

WATERPROOFNESS/WINDPROOFNESS
●●●●○

BREATHABILITY
●●●●○

VOYAGER HIGHPANTS**441666** • S, M, L, XL, 2XL, 3XLBlack **[90]****\$319.99**

- 200g Primaloft Silver insulation.
- Highly windproof, waterproof and breathable.
- 100% seams and logos sealed.
- Preshaped and padded knees.
- Polar fleece at seat and crotch for extra warmth.
- Side zipper with double flaps.
- Elastic at back.
- Storm gaiter.
- Reinforcement at inner legs, seat and knees for abrasion resistance.
- Reflective details.

WARMTH
●●●●○

WATERPROOFNESS/WINDPROOFNESS
●●●●○

BREATHABILITY
●●●●○

NEW TRAIL PANTS**441670** • XS, S, M, MT, L, LT, XL, XLT, 2XL, 3XLBlack **[90]**, Black with graphics **[94]****\$194.99**

- Nylon, Polyester.
- 100% waterproof, breathable and windproof.
- Insulation: 200g Thermal Loft.
- Critical seams and logos sealed.
- Reinforcement at seat and inner leg.
- Pre-shaped knees and seat.
- Storm gaiters with boot to lace snap connector.
- 2-way ¾ length side zippers with flap.
- 2 zippered hip pockets.
- Elastic waist at back.
- Adjustable suspenders.

WARMTH
●●●●○

WATERPROOFNESS/WINDPROOFNESS
●●●●○

BREATHABILITY
●●●●○

NEW HOLESHOT JACKET**440893** • XS, S, M, L, XL, 2XL, 3XLBlack **[90]**, Coral **[13]**, Light Blue **[81]****\$219.99**

- Nylon, Polyester.
- 100% windproof, waterproof and breathable.
- Insulation: 200g Thermal Loft.
- Radiant core technology to keep you warm.
- Polar fleece at front body and top arms.
- Critical seams and logos sealed.
- Reflective details on back and sleeves for optimized visibility.
- E LinQ connect: Inner wiring and D-ring attach for helmet cable.
- Durable YKK zippers.
- Micro fleece inner cuffs.
- Zipper puller on Black version: Black.
- Zipper puller on Coral version: Coral.
- Zipper puller on Light Blue version: Blue.

WARMTH
●●●●○

WATERPROOFNESS/WINDPROOFNESS
●●●●○

BREATHABILITY
●●●●○

VOYAGER HIGHPANTS**441665** • XS, S, M, L, XL, 2XL, 3XLBlack **[90]****\$319.99**

- 200g Primaloft Silver insulation.
- Highly windproof, waterproof and breathable.
- 100% seams and logos sealed.
- Preshaped and padded knees.
- Polar fleece at seat and crotch for extra warmth.
- Side zipper with double flaps.
- Elastic at back.
- Storm gaiter.
- Reinforcement at inner legs, seat and knees for abrasion resistance.
- Reflective details.
- Drop seat design.

WARMTH
●●●●○

WATERPROOFNESS/WINDPROOFNESS
●●●●○

BREATHABILITY
●●●●○

NEW TRAIL PANTS**441669** • XS, S, M, L, XL, 2XL, 3XLBlack **[90]**, Heather Grey **[27]****\$194.99**

- Nylon, Polyester.
- 100% waterproof, breathable and windproof.
- Insulation: 200g Thermal Loft.
- Critical seams and logos sealed.
- Reinforcement at seat and inner leg.
- Pre-shaped knees and seat.
- Storm gaiters with boot to lace snap connector.
- 2-way ¾ length side zippers with flap.
- 2 zippered hip pockets.
- Elastic waist at back.
- Adjustable suspenders.

WARMTH
●●●●○

WATERPROOFNESS/WINDPROOFNESS
●●●●○

BREATHABILITY
●●●●○

NEW ABSOLUTE 0 JACKET

SympaTex®

440902 • XS, S, M, L, XL, 2XL, 3XL

Black (90), Heather Grey (27)

\$519.99



- Sympatex 2-Ply Laminated Polyester.
- Primaloft Gold insulation: Body 200g + removable liner 100g.
- Lifetime warranty with the Sympatex membrane.
- 100% windproof, waterproof and highly breathable membrane.
- 100% seams and logos sealed.
- Center front quadruple insulated flaps for heat retention and wind protection.
- Removable and adjustable collar to seal air entry.
- Underarm venting.
- Shaped sleeves.
- Powder skirt.
- Water-resistant YKK zippers at pockets.
- Reflective details on arms and back.
- E LinQ connect: Inner wiring and D-ring attach for helmet cable.
- Collar, hem and wrists adjustment.
- Removable hood.
- Customizable zipper puller: Choice of red or black.
- Radiant Core technology to keep you warm.
- Inner wrist gaiters with thumb hole.
- Customizable zipper pullers: Choice of black or blue on the black colorway and coral or black on the heather grey version.

WARMTH
●●●●●●

WATERPROOFNESS/WINDPROOFNESS
●●●●●●

BREATHABILITY
●●●●●●

NEW ABSOLUTE 0 HIGHPANTS

SympaTex®

441663 • XS, SS, S, MS, M, LS, L, XLS, XL, 2XL, 3XL

Black (90)

\$449.99



- Sympatex 2-Ply Laminated Polyester.
- Primaloft Gold insulation: 200g.
- Lifetime warranty with the Sympatex membrane.
- 100% windproof, waterproof and highly breathable Sympatex membrane.
- 100% seams and logos sealed.
- 2-way full-length side zippers with double flaps.
- Polar fleece-lined seat for added warmth.
- Adjustable waist.
- Preshaped and padded knees.
- Reinforced crotch and seat.
- Storm gaiters.

WARMTH
●●●●●●

WATERPROOFNESS/WINDPROOFNESS
●●●●●●

BREATHABILITY
●●●●●●

MITTS & GLOVES

NEW ABSOLUTE 0 GLOVES

446317 • XS, S, M, L, XL, 2XL, 3XL

Black (90)

\$139.99



- Nylon, Leather.
- Top hand: 200 g PrimaLoft Gold, Palm: 133g PrimaLoft grip control.
- Ethical goose down insulation.
- Waterproof, windproof and breathable glove insert.
- Naturally moisture-wicking and antimicrobial wool blend lining.
- Box fingertips to avoid air infiltration.
- Leather palm and fingers with grip reinforcement.
- Touch screen index finger.
- Built-in wipe on thumb.
- Long gauntlet.
- Reflective details.

WARMTH
●●●●●○

DEXTERITY
●●●●○

NEW ABSOLUTE 0 MITTS

446318 • XS, S, M, L, XL, 2XL

Black (90)

\$139.99









- Nylon, Leather.
- Top hand: 200 g PrimaLoft Gold, Palm: 133g PrimaLoft grip control.
- Ethical goose down insulation.
- Waterproof, windproof and breathable mitt insert.
- Naturally moisture-wicking and antimicrobial wool blend lining.
- Leather palm and fingers with grip reinforcement.
- Long gauntlet.
- Reflective details.

WARMTH
●●●●●●




DEXTERITY
●○○○○○

MITTS & GLOVES



| | | | | |
|--------|---|--|---|--|
| MEN'S | NEW X-TEAM NYLON GLOVES | 446322 • XS, S, M, L, XL, 2XL, 3XL | Black (90), Charcoal Grey (07) | \$89.99 |
| |  | <ul style="list-style-type: none"> • Top hand: 200 g PrimaLoft Gold • Palm: 133 g PrimaLoft grip control. • Waterproof, windproof and breathable glove insert. • New moisture-wicking and antimicrobial wool blend lining. | <ul style="list-style-type: none"> • Wider and longer cuff. • Box fingertips to avoid air infiltration. • Grip control technology for a better grip in palm. • Touch screen index finger. • Improved visor/goggle wiper. | WARMTH ●●●○○ DEXTERITY ●●●●○ |
| | NEW X-TEAM LEATHER GLOVES | 446328 • S, M, L, XL, 2XL, 3XL | Black (90), Red (30) | \$119.99 |
| |  | <ul style="list-style-type: none"> • Top hand: 200 g PrimaLoft Gold, Palm: 133g PrimaLoft grip control. • Waterproof, windproof and breathable glove insert. • Naturally moisture-wicking and antimicrobial wool blend lining. | <ul style="list-style-type: none"> • Box fingertips to avoid air infiltration. • Grip control technology for a better grip in palm. • Touch screen index finger. • Improved visor/goggle wiper. | WARMTH ●●●●○ DEXTERITY ●●●●○ |
| | MOUNTAIN GLOVES | 446222 • S, M, L, XL, 2XL, 3XL | Black (90) | \$59.99 |
| |  | <ul style="list-style-type: none"> • Nylon, Leather. • mcFIT technology for a better grip. • Mild-weather glove with lining. | <ul style="list-style-type: none"> • Waterproof, windproof and breathable glove insert. | WARMTH ●○○○○ DEXTERITY ●●●●● |
| | GRIP GLOVES | 446234 • S, M, L, XL, 2XL, 3XL | Black (90) | \$74.99 |
| |  | <ul style="list-style-type: none"> • Leather, Nylon, Chloroprene Rubber, Polyester. • Insulation: 100g PrimaLoft Gold top hand. • mcFIT+ technology for a better grip and added tactility and dexterity. • Box fingertips to avoid air infiltration. | <ul style="list-style-type: none"> • Leather palm with grip reinforcement. • Visor wiper. • Waterproof, windproof and breathable glove insert. • Antibacterial, stay-dry moisture management lining. • Reflective details. | WARMTH ●●○○○○ DEXTERITY ●●●●● |
| | X-TEAM CREW GLOVES | 446297 • S, M, L, XL, 2XL, 3XL | Black (90) | \$49.99 |
| |  | <ul style="list-style-type: none"> • Nylon, Polyester, Polyurethane and Spandex. • Soft, durable, flexible and breathable. | <ul style="list-style-type: none"> • Stretch wrist for easy in and out. | WARMTH ●○○○○ DEXTERITY ●●●●● |
| UNISEX | NEW WOOLLY GLOVES | 446327 • XS, S, M, L, XL, 2XL | Army Green (77), Black (90), Coral (13) | \$89.99 |
| |  | <ul style="list-style-type: none"> • Nylon, Leather. • Top hand: 200 g PrimaLoft Gold • Palm: 133 g PrimaLoft Gold. • Waterproof, windproof and breathable glove insert. | <ul style="list-style-type: none"> • Naturally moisture-wicking and antimicrobial wool blend lining. • Leather palm and fingers with grip reinforcement. • Touch screen index finger. • Improved visor/goggle wiper. | WARMTH ●●●○○ DEXTERITY ●●●○○ |

BOOTS & SOCKS






BOOTS

| | | | | |
|---------|--|--|--|---------------------------------------|
| UNISEX | NEW TEC+ BOOTS | 444253 • 5, 6, 7, 8, 9, 10, 11, 12, 13 | Black (90) | \$229.99 |
| |  | <ul style="list-style-type: none"> • Improved comfort and flex. • Removable insole. • Unisex, smaller sizes added for ladies. • Kevlar reinforced laces. • Moisture-wicking inner liner material. • 600 g PrimaLoft ECO FOOTWEAR insulation for maximum comfort. | <ul style="list-style-type: none"> • Leather outer layer incorporates HydroGuard¹ waterproof membrane. • Tapered rear shape for better achilles and ankle support. • Abrasion and impact resistant ice breaker toe piece. • Aggressive, durable anti-slip outsole for running board traction. | WARMTH ●●●●○ RIGIDITY ●●●●○ |
| | TEC+ REC BOOTS | 444240 • 5, 6, 7, 8, 9, 10, 11, 12, 13 | Black (90) | \$169.99 |
| MEN'S |  | <ul style="list-style-type: none"> • Tough abrasion resistant leather outer. • Breathable waterproof membrane. • Limit of comfort temperature range: -40°F to -58°F or -40°C to -50°C*. | <ul style="list-style-type: none"> • Rugged ultra-grip outsole design. • Removable/inner liner. | WARMTH ●●●●●○ RIGIDITY ●●●●○ |
| | TEC+ REC BOOTS | 444241 • 6, 7, 8, 9, 10 | Black (90) | \$169.99 |
| LADIES' |  | <ul style="list-style-type: none"> • Tough abrasion resistant leather outer. • Breathable waterproof membrane. • Limit of comfort temperature range: -40°F to -58°F or -40°C to -50°C*. | <ul style="list-style-type: none"> • Rugged ultra-grip outsole design. • Removable/inner liner. | WARMTH ●●●●●○ RIGIDITY ●●●●○ |


SOCKS


| | | | | |
|--------|---|---|--|---------|
| UNISEX | ACTIVE/RACE SOCKS | 444229 • S, M, L | Blue (80), Black (90), Sunburst Yellow (96) | \$29.99 |
| |  | <ul style="list-style-type: none"> • Nylon, Merino Wool, Polypropylene, Elastane. • Engineer-knitted with Isolift¹ yarn designed to keep skin dry, with built-in polypropylene fibers that trap warm air and slow the dispersion of body heat. | <ul style="list-style-type: none"> • Reinforced toe and heel, plus added protection above the boot line. • Special padding for pressure reduction and buffered protection. | |
| | THERMAL SOCKS | 444230 • S, M, L | Raspberry (39), Black (90), Sunburst Yellow (96) | \$29.99 |
| |  | <ul style="list-style-type: none"> • Polyester Thermocool¹, Nylon, Polypropylene, Wool. • Same thickness as competing thermal socks, but lighter, warmer and better moisture-wicking performance. | <ul style="list-style-type: none"> • Thermolite¹ hollow-core fibers deliver new generation of warmth-comfort fusion. | |

HEADWEAR & BALACLAVAS


| | | | | |
|---------|--|---------------------------|------------------------------|----------------|
| MEN'S | NEW SUBLIMATED BALACLAVA | 448679 • One size | Hi-Vis Yellow (26), Red (30) | \$24.99 |
| |  <ul style="list-style-type: none"> • 91% Polyester, 9% Spandex. • Stretch, antibacterial fabric with brushed inner surface. • Moisture-wicking anti-odor treatment. • Flatlocked seams prevent skin chafing. | | | |
| LADIES' | NEW SUBLIMATED BALACLAVA | 448701 • One size | Blue (80) | \$24.99 |
| |  <ul style="list-style-type: none"> • 91% Polyester, 9% Spandex. • Stretch, antibacterial fabric with brushed inner surface. • Moisture-wicking anti-odor treatment. • Flatlocked seams prevent skin chafing. | | | |
| UNISEX | TECHNICAL BALACLAVA | 445950 • One size | Black (90) | \$29.99 |
| |  <ul style="list-style-type: none"> • Microfleece: 92% Polyester, 8% Spandex. • Strategically placed mesh for breathability. • Windproof neck bib. • Lower at back of neck for increased motion range. • Flatlocked seams prevent skin chafing. | | | |
| | BASIC BALACLAVA | 447449 • One size | Black (90) | \$19.99 |
| |  <ul style="list-style-type: none"> • 80% Nylon, 20% Spandex. • Flatlocked seams prevent skin chafing. | | | |
| | MICROFLEECE BALACLAVA | 447565 • One size | Black (90) | \$24.99 |
| |  <ul style="list-style-type: none"> • Microfleece: 100% Polyester. • Stretch, antibacterial warming fleece fabric with brushed inner surface. • Flatlocked seams prevent skin chafing. | | | |
| | ULTIMATE TRAIL BALACLAVA | 447736 • S/M, L/XL | Black (90) | \$34.99 |
| |  <ul style="list-style-type: none"> • 60% Polyester, 30% Nylon, 10% Spandex. • Perfect when used with the OXYGEN, BV2S or Modular 3 helmets. • Keeps you warm while providing breathable and windproof performance. • Waterproof, windproof and breathable fabric at neck. • Moisture-wicking fabric. • Elastic channel at sides for contoured fit. | | | |
| | MOUNTAIN BALACLAVA | 448234 • One size | Black (90) | \$34.99 |
| |  <ul style="list-style-type: none"> • 65% Nylon, 20% Polyester, 10% Spandex, 5% Synthetic Rubber. • Stretch, quick-dry fabric with brushed inner surface. • Neoprene face guard for effective moisture exchange to promote breathing in extreme cold with removable rubber part in pocket. • Flatlocked seams prevent skin chafing. • Good fit with open face helmets. | | | |


UNISEX

| | | | |
|--|--------------------------|-------------------|----------------|
| NEW NECK GAITOR | 447841 • One size | Black [90] | \$19.99 |
|  <ul style="list-style-type: none"> • 100% polyester. • Spandex binding and elastic at back for a better fit. • Anti-pilling fleece. | | | |


| | | | |
|--|--------------------------|-------------------|----------------|
| TECHNICAL NECK GAITOR | 447636 • One size | Black [90] | \$29.99 |
|  <ul style="list-style-type: none"> • 89% Polyester, 8% Spandex, 3% Synthetic Rubber. • Keeps you warm while providing breathable, windproof and waterproof performance. • Moisture-wicking fabric. • Laser-cut breather holes. • Ergonomic patterning with microfleece at side and back panel for more stretchability. • Elastic adjustment at back. | | | |


LADIES'


| | | | |
|---|--------------------------|--|----------------|
| HEADBAND | 447703 • One size | Black [90] , Heather Grey [27] | \$19.99 |
|  <ul style="list-style-type: none"> • 100% Acrylic. • Headband with fleece lining. | | | |


| | | | |
|--|--------------------------|--|----------------|
| MUSKOKA HAT | 447645 • One size | Black [90] , Coral [13] , Grey [09] | \$24.99 |
|  <ul style="list-style-type: none"> • 100% Acrylic. • Micro-fleece lining. • Knit pompom. | | | |

UNISEX

| | | | |
|--|--------------------------|---|----------------|
| NEW SKI-DOO SHORT BEANIE | 447869 • One size | Army Green [77] , Black [90] , Heather Grey [27] , Red [30] | \$24.99 |
|  <ul style="list-style-type: none"> • 100% Acrylic. • Short beanie with rollover cuff. • Fisherman look. | | | |

| | | | |
|---|--------------------------|--|----------------|
| NEW REVERSIBLE BEANIE | 448677 • One size | Black [90] , Coral [13] , Heather Grey [27] , Light Blue [81] , Orange [12] , Red [30] , Sunburst Yellow [96] | \$24.99 |
|  <ul style="list-style-type: none"> • 95% Acrylic, 4% Nylon, 1% Spandex. • 2 in 1 reversible hat with knit in logos. | | | |

| | | | |
|--|--------------------------|-------------------|----------------|
| COMPACT THIN BEANIE | 447704 • One size | Black [90] | \$19.99 |
|  <ul style="list-style-type: none"> • 100% stretch polyester. • Light beanie. | | | |

| | | | |
|--|--------------------------|--|----------------|
| SKI-DOO X HAT | 447777 • One size | Black [90] , Heather Grey [27] | \$24.99 |
|  <ul style="list-style-type: none"> • 100% Acrylic. • Beanie with knit in X logo and Ski-Doo patch. | | | |

HEADWEAR & BALACLAVAS

UNISEX

LANDING HAT



- 95% Acrylic, 4% Nylon, 1% Spandex.
- Beanie with the Ski-Doo logo.

454298 • One size

Black (90), Coral (13),
Heather Grey (27), Orange (12)

\$24.99

NEW FLEX FIT X-TEAM CAP



- 97% Cotton, 3% Spandex (Black), 100% Cotton (Heather Grey).
- Fitted Cap.
- Ski-Doo signature embroidered on peak.
- X logo patch at front.

448698 • S/M, L/XL, 2XL

Black (90), Heather Grey (27)

\$29.99

NEW FREESTYLE CAP



- 60% Polyester, 40% Cotton (Black, Navy), 50% Polyester, 50% Cotton (Heather Charcoal).
- Plastic adjustment at back.
- Flat peak.
- Ski-Doo embroidery at front.

448681 • One size

Black (90), Heather Charcoal (29), Navy (89)

\$24.99

NEW SIGNATURE CAP



- 100% Cotton (All colors except Heather Charcoal), 60% Cotton, 40% Polyester (Heather Charcoal).
- Plastic adjustment at back.
- Ski-Doo embroidery logo at front.

448682 • One size

Black (90), Coral (13), Heather Charcoal (29), Heather Grey (27), Sunburst Yellow (96), White (01)

\$19.99

NEW X-TEAM CAP



- 100% Cotton.
- Plastic adjustment at back.
- Ski-Doo signature embroidered.
- X logo patch at front.

448685 • One size

Black (90), Navy (89), Red (30)

\$24.99

MEN'S

BASE LAYERS

THERMAL BASE LAYERS

MEN'S

NEW THERMAL BASE LAYER (TOP)






- 95% Polyester, 5% Spandex
- Made of high-filament polyester enhanced by slight brushing to provide softness and warmth.

454376 • S, M, L, XL, 2XL, 3XL





Black (90), Charcoal Grey (07)

\$59.99

- Mesh paneled under arms for better ventilation and accelerated drying.
- Antimicrobial.






| | | | | |
|---------|---|--|--------------------------------|---------|
| MEN'S | NEW THERMAL BASE LAYER (BOTTOM) | 454374 • S, M, L, XL, 2XL, 3XL | Black [90] | \$49.99 |
| |  | <ul style="list-style-type: none"> • 95% Polyester, 5% Spandex (Brushed) • Made of high-filament polyester enhanced by slight brushing to provide softness and warmth. • Antimicrobial. | | |
| LADIES' | NEW THERMAL BASE LAYER (TOP) | 454375 • XS, S, M, L, XL, 2XL, 3XL | Black [90], Charcoal Grey [07] | \$59.99 |
| |  | <ul style="list-style-type: none"> • 95% Polyester, 5% Spandex • Made of high-filament polyester enhanced by slight brushing to provide softness and warmth. • Mesh paneled under arms for better ventilation and accelerated drying. • Antimicrobial. | | |
| LADIES' | NEW THERMAL BASE LAYER (BOTTOM) | 454373 • XS, S, M, L, XL, 2XL, 3XL | Black [90] | \$49.99 |
| |  | <ul style="list-style-type: none"> • 95% Polyester, 5% Spandex • Made of high-filament polyester enhanced by slight brushing to provide softness and warmth. • Antimicrobial. | | |

MERINO BASE LAYERS


| | | | | |
|---------|---|---|------------|---------|
| MEN'S | NEW MERINO BLEND BASE LAYER (TOP) | 454377 • S, M, L, XL, 2XL, 3XL | Black [90] | \$99.99 |
| |  | <ul style="list-style-type: none"> • 70% Merino Wool, 30% Nylon • Permanent anti-odor performance. • Moisture wicking. • Body temperature regulator. | | |
| MEN'S | NEW MERINO BLEND BASE LAYER (BOTTOM) | 454378 • S, M, L, XL, 2XL, 3XL | Black [90] | \$99.99 |
| |  | <ul style="list-style-type: none"> • 70% Merino Wool, 30% Nylon • Permanent anti-odor performance. • Moisture wicking. • Body temperature regulator. • Elastic waist band. | | |
| LADIES' | NEW MERINO BASE LAYER (TOP) | 454379 • XS, S, M, L, XL, 2XL, 3XL | Black [90] | \$99.99 |
| |  | <ul style="list-style-type: none"> • 70% Merino Wool, 30% Nylon • Permanent anti-odor performance. • Moisture wicking. • Body temperature regulator. | | |
| LADIES' | NEW MERINO BASE LAYER (BOTTOM) | 454380 • XS, S, M, L, XL, 2XL, 3XL | Black [90] | \$99.99 |
| |  | <ul style="list-style-type: none"> • 70% Merino Wool, 30% Nylon • Permanent anti-odor performance. • Moisture wicking. • Body temperature regulator. • Elastic waist band. | | |


MID LAYERS

TECH+



| | | | | |
|---------|---|--|--|----------|
| MEN'S | NEW SKI-DOO WINDPROOF JACKET | 454492 • S, M, L, XL, 2XL, 3XL | Black (90) | \$99.99 |
| |  | <ul style="list-style-type: none"> • Polyester and Spandex • Lightweight, windproof, water-resistant and quick-dry jacket. • Brushed fabric interior for exceptional comfort. • 2 exterior hand pockets. • Reflective logos on front and back. | | |
| | NEW PACKABLE JACKET | 440916 • S, M, L, XL, 2XL, 3XL | Army Green (77), Black (90), Red (30), Silver (08) | \$139.99 |
| |  | <ul style="list-style-type: none"> • Lining: 100% Nylon. • Insulation: 100% Polyester. • Use as a light jacket for cool dry weather or as a very warm mid layer. • Drawcord hem adjustment in pockets. • Down-like insulation with high compression. • Shaped sleeves. | | |
| | NEW MID-LAYER FLEECE | 454387 • S, M, L, XL, 2XL, 3XL | Blue Teal (19), Heather Grey (27) | \$89.99 |
| |  | <ul style="list-style-type: none"> • 96% Polyester, 4% Spandex • Heavyweight fleece for maximum warmth. • Zippered hip and chest pockets. | | |
| | TECH MID LAYER FLEECE | 454188 • S, M, L, XL, 2XL | Black (90), Blue (80), Heather Grey (27) | \$89.99 |
| LADIES' |  | <ul style="list-style-type: none"> • 100% Polyester with antimicrobial. • Heavyweight fleece for maximum warmth. • Zippered hips and chest pockets. | | |
| | NEW PACKABLE JACKET | 440917 • XS, S, M, L, XL, 2XL, 3XL | Black (90), Blue Teal (19), Red (30), Silver (08) | \$139.99 |
| |  | <ul style="list-style-type: none"> • Lining: 100% Nylon. • Insulation: 100% Polyester. • Use as a light jacket for cool dry weather or as a very warm mid layer. • Drawcord hem adjustment in pockets. • Down-like insulation with high compression. • Shaped sleeves. | | |

MID-LAYERS

| | | | | |
|-------|---|--|--|---------|
| MEN'S | NEW X-TEAM MICRO-FLEECE | 454389 • S, M, L, XL, 2XL, 3XL | Black (90), Charcoal Grey (07), Red (30) | \$69.99 |
| |  | <ul style="list-style-type: none"> • 100% Polyester micro polar • Mid weight microfleece excellent for warmth as a second layer. • Moisture-wicking fabric. • Zippered hand pockets. | | |

| | | | | |
|---------|--|------------------------------------|--|---------|
| MEN'S | NEW SNO-X FLEECE ZIP-UP | 454403 • S, M, L, XL, 2XL, 3XL | Army Green (77), Black (90), Blue Teal (19), Heather Grey (27) | \$89.99 |
| |  <ul style="list-style-type: none"> • 96% Polyester, 4% Spandex • Heavyweight fleece for maximum warmth. | | | |
| LADIES' | NEW X-TEAM MICRO-FLEECE | 454388 • XS, S, M, L, XL, 2XL, 3XL | Black (90), Heather Grey (27) | \$69.99 |
| |  <ul style="list-style-type: none"> • 100% Polyester micro polar • Midweight microfleece excellent for warmth as a second layer. • Moisture-wicking fabric. • Zippered hand pockets. | | | |
| | NEW SNO-X FLEECE ZIP-UP | 454405 • XS, S, M, L, XL, 2XL, 3XL | Army Green (77), Black (90), Blue Teal (19), Heather Grey (27) | \$89.99 |
| |  <ul style="list-style-type: none"> • 96% Polyester, 4% Spandex • Heavyweight fleece for maximum warmth. | | | |
| | WINDPROOF ZIP-UP | 454285 • XS, S, M, L, XL, 2XL, 3XL | Black (90) | \$99.99 |
| |  <ul style="list-style-type: none"> • 96% Polyester, 4% Spandex • Windproof, water-resistant membrane. • 2 zippered hip pockets. • Cuff feature thumb holes. • Logo on shoulder. • Reflective details on back. | | | |

MEN'S SPORTSWEAR

| | | | |
|---|--|--|----------|
| NEW SOFTSHELL JACKET | 454412 • S, M, L, XL, 2XL, 3XL | Black with graphics (94), Dark Navy (16) | \$139.99 |
|  <ul style="list-style-type: none"> • 100% Polyester. • Lightweight softshell construction. • Windproof, water-resistant membrane. • Breathable wicking technology for all outdoor activities. • Backed by micro-fleece for a soft feel. • Insulation: 340 gsm micro polar fleece. | <ul style="list-style-type: none"> • Two hand pockets and two chest pockets. • Sleeve hem velcro adjustment. | | |
| NEW CABIN OVERSHIRT | 454385 • S, M, L, XL, 2XL, 3XL | Blue (80) | \$89.99 |
|  <ul style="list-style-type: none"> • 100% Cotton. • Plaid flannel overshirt. • Front opening with snap buttons. • Two chest pockets and two hand pockets. • Pencil insert. • Sherpa lining. | | | |

MEN'S SPORTSWEAR

NEW PULLOVER HOODIE SKI-DOO

454386 • S, M, L, XL, 2XL, 3XL

Black (90), Blue Teal (19),
Heather Grey (27)

\$54.99



- 60% Cotton, 40% Polyester.
- One side brushed fleece.
- Handwarmer kangaroo pocket.

NEW SKI-DOO ZIP-UP HOODIE

454390 • S, M, L, XL, 2XL, 3XL

Army Green (77), Black (90),
Heather Grey (27)

\$64.99



- 60% Cotton, 40% Polyester.
- Semi-fitted hooded sweatshirt.
- Handwarmer kangaroo pockets.
- Ski-Doo print at center chest.

NEW SIGNATURE SWEATSHIRT

454396 • S, M, L, XL, 2XL, 3XL

Army Green (77), Black (90),
Heather Grey (27)

\$44.99



- 60% Cotton, 40% Polyester.
- Relaxed fit.
- Dropped, set-in sleeves.
- Rib on collar, cuffs and hem.
- Printed logo at center chest

NEW CLUB HOUSE SWEATER

454383 • S, M, L, XL, 2XL

Heather Grey (27)

\$99.99



- 40% Acrylic, 55% Polyester, 5% Wool.
- An heritage look and a rich blend of wool and synthetic materials are all your need to be cozy on the trails.
- ¼ zipper.

NEW HERITAGE SWEATER

454517 • S, M, L, XL, 2XL

Navy (89)

\$99.99



- 67% Polyester, 19% Viscose, 14% Wool.
- Heritage look and a rich blend of wool and synthetic materials.
- ¼ opening with buttons.
- Jacquard design at back.

NEW SKI-DOO TURTLENECK

454381 • S, M, L, XL, 2XL, 3XL

Black (90), Heather Grey (27)

\$39.99



- 90% Polyester, 10% Spandex.
- Stretch fabric.
- Moisture wicking, anti-microbial treatment and anti-pilling.

NEW SKI-DOO FLANNEL SHIRT

454395 • S, M, L, XL, 2XL, 3XL

Black [90]

\$49.99



- 100% Cotton.
- Two pockets at chest.
- Pencil insert.

NEW SKI-DOO BOX LOGO T-SHIRT

454407 • S, M, L, XL, 2XL, 3XL

Black [90], Blue [80],
Heather Grey [27]

\$24.99



- 100% Cotton.
- Crew neck t-shirt.
- Short sleeves.

NEW SKI-DOO SIGNATURE T-SHIRT

454421 • S, M, L, XL, 2XL, 3XL

Army Green [77], Black [90],
Heather Grey [27], Navy [89],
Red [30], White [01]

\$24.99



- 100% Cotton (All colors, except Heather Grey),
60% Cotton/40% Polyester (Heather Grey).
- Crew neck t-shirt.
- Short sleeves.

NEW SKI-DOO BASEBALL TEE

454449 • S, M, L, XL, 2XL, 3XL

Black [90], Navy [89]

\$29.99



- 60% Cotton, 40% Polyester.
- Vintage sporty style, baseball look.
- Long contrasting raglan sleeves and collar.

NEW GRAPHIC SKI-DOO T-SHIRT

454450 • S, M, L, XL, 2XL, 3XL

Heather Grey [27], White [01]

\$24.99



- 100% Cotton (White),
60% Cotton/40% Polyester (Heather Grey).
- Crew neck t-shirt.
- Short sleeves.

NEW SUMMIT LONG SLEEVE TEE

454401 • S, M, L, XL, 2XL, 3XL

Black [90], White [01]

\$29.99



- 100% Cotton.
- Print at front.
- Long sleeves.

NEW X-TEAM T-SHIRT

454399 • 454399 •

Black [90], Navy [89],
Sunburst Yellow [96]

\$24.99



- 100% Cotton.
- Print at front with sponsors.
- Crew neck.
- Short Sleeves.

MEN'S SPORTSWEAR

NEW ONE TRACK MIND T-SHIRT

454400 • S, M, L, XL, 2XL, 3XL

Black (90), Blue (80)

\$24.99



- 100% Cotton.
- Print at front.
- Short sleeves.
- Crew neck t-shirt.

SKI-DOO PIT SHIRT

454281 • S, M, L, XL, 2XL, 3XL

Black (90)

\$64.99



- 60% Cotton, 40% Polyester.
- Short sleeves.
- Chest pocket.
- Back pleats for ease of movement.
- Back loop to hang shirt.
- Ski-Doo X logo on chest.
- Sponsors logos on chest.
- X Logo on back.

NEW X-RACE JERSEY

454393 • S, M, L, XL, 2XL

Black (90), Orange (12)

\$49.99



- 100% Polyester.
- V-neck jersey.
- Antibacterial, moisture-wicking fabric.
- Underarm mesh.
- Sublimated print.

NEW HIGHMARK JERSEY

454394 • S, M, L, XL, 2XL

Army Green (77), Red (30)

\$49.99



- 100% Polyester.
- V-neck jersey.
- Antibacterial, moisture-wicking fabric.
- Underarm mesh.
- Sublimated print.

LADIES' SPORTSWEAR

NEW LADIES' POLAR FLEECE

454446 • XS, S, M, L, XL, 2XL, 3XL

Black (90), Heather Grey (27),
Light Blue (81)

\$69.99



- 100% Polyester
- Polar fleece fabric.
- Brushed on the inside for a super-soft feel.
- Embossed binding at bottom hem.
- Quarter-zip with zipper guard.

NEW LADIES' CABIN OVERSHIRT

454382 • XS, S, M, L, XL, 2XL

Burgundy (35)

\$79.99



- 100% Cotton.
- Plaid flannel overshirt.
- Front opening with press buttons.
- Two chest pockets.
- Sherpa lining.
- Pencil insert.

NEW LADIES' PULLOVER HOODIE

454414 • XS, S, M, L, XL, 2XL, 3XL

Blue (80), Coral (13),
Heather Grey (27)**\$54.99**

- 60% Cotton, 40% Polyester.
- Semi-fitted hooded sweatshirt.
- Hood with drawcord.
- Kangaroo hand pocket.
- Rib on cuffs and hem.
- Logo center chest.

NEW LADIES' SKI-DOO ZIP-UP HOODIE

454404 • XS, S, M, L, XL, 2XL, 3XL

Black (90), Blue (80),
Heather Grey (27)**\$54.99**

- 60% Cotton, 40% Polyester.
- Semi-fitted hooded sweatshirt with drawcord.
- Full zip.
- Split, inset kangaroo hand pocket.
- Rib on cuffs and hem.

NEW LADIES' SKI-DOO TURTLENECK

454472 • XS, S, M, L, XL, 2XL, 3XL

Black (90), Heather Grey (27)

\$39.99

- 90% Polyester, 10% Spandex.
- Stretch fabric.
- Moisture wicking, anti-microbial treatment and anti-pilling.

MUSKOKA SUPER SOFT SHIRT

454320 • XS, S, M, L, XL, 2XL

Black (90), Heather Grey (27)

\$49.99

- 80% Polyester, 20% Spandex.
- Feminine-fit.
- Heavyweight super soft fabric for maximum heat.

NEW LADIES' SKI-DOO SIGNATURE T-SHIRT

454422 • XS, S, M, L, XL, 2XL, 3XL

Black (90), Coral (13),
Heather Grey (27), White (01)**\$24.99**

- 95% Cotton, 5% Spandex jersey.
- Short sleeves.
- V-neck t-shirt.

NEW LADIES' LONG SLEEVES SIGNATURE TEE

454420 • XS, S, M, L, XL, 2XL

Black (90), Blue Teal (19),
Heather Grey (27)**\$29.99**

- 95% Cotton, 5% Spandex jersey.
- V-neck t-shirt.

NEW LADIES' BASEBALL TEE

454397 • XS, S, M, L, XL, 2XL, 3XL

Black (90), Blue Teal (19)

\$29.99

- 60% Cotton, 35% Polyester, 5% Spandex.
- Vintage sporty style, baseball look.
- Long contrasting raglan sleeves and collar.

NEW LADIES' HIGHLAND T-SHIRT

454398 • XS, S, M, L, XL, 2XL

Heather Grey (27), White (01)

\$24.99

- 60% Cotton, 35% Polyester, 5% spandex jersey.
- Crew neck.
- Short sleeves.
- Graphic at front.

LADIES'S SPORTSWEAR

NEW LADIES' X-RACE JERSEY

454392 • S, M, L, XL, 2XL

Blue (80), Heather Grey (27)

\$49.99



- 100% Polyester.
- Semi-fitted V-neck jersey.
- Antibacterial, moisture-wicking fabric.
- Sublimated print.

KIDS & TEEN WEAR

NEW TEENS' X-TEAM JACKET

440891 • 7, 8, 10, 12, 14, 16

Black with graphics (94),
Coral (13), Heather Grey (27)

\$184.99



- Nylon, Polyester.
- 100% waterproof, breathable and windproof.
- Insulation: 200g PrimaLoft Black.
- Radiant Core technology to keep you warm.
- 100% seams and logos sealed.
- Double center front flap insulated for heat retention and wind protection.
- Polar fleece at front body and top arms for added warmth.
- Reflective Ski-Doo logos for maximum visibility.
- Additional removable collar to seal air entry.
- Zipper puller on Coral version: Charcoal Grey.
- Zipper puller on Black with graphics version: Black.
- Zipper puller on Heather Grey version: Charcoal Grey.

WARMTH



WATERPROOFNESS/WINDPROOFNESS



BREATHABILITY



TEENS' X-TEAM HIGHPANTS

441605 • 7, 8, 10, 12, 14, 16

Black (90)

\$119.99



- Highly windproof, waterproof and breathable.
- Thermal Loft 200 g insulation.
- 100% seams and logos sealed.
- Articulated, padded and shaped knees.
- Adjustable waist.
- Full-length side zippers.
- Growing-leg system for lengthening legs by 4" (10 cm) as child gets taller.
- Reinforced seat, knees and inner legs.
- Water-resistant YKK zippers at pockets.
- Storm gaiters.
- Polar fleece-lined seat for added warmth.

WARMTH



WATERPROOFNESS/WINDPROOFNESS



BREATHABILITY



TEENS' X-TEAM FLEECE

454258 • 7-8, 10-12, 14-16

Charcoal Grey (07)

\$59.99



- 100% Polyester.
- Midweight polar fleece.
- Handwarmer pockets.
- X-Team logo print on chest.
- Ski-Doo print on sleeve.

NEW YOUTH X-TEAM JERSEY








454406 • 3-4, 5-6, 7-8, 10-12, 14-16

Blue (80)


\$34.99



- 100% Polyester
- V-neck jersey.
- Antibacterial, moisture-wicking fabric.
- Underarm mesh.
- Sublimated print.

| | | | | |
|-------|---|---|---|-----------------|
| TEEN | NEW TEENS' SKI-DOO T-SHIRT | 454415 • 7-8, 10-12, 14-16 | Heather Grey (27), Navy (89) | \$19.99 |
| |  <ul style="list-style-type: none"> • 100% Cotton (Navy), 60% Cotton/40% Polyester (Heather Grey). • Printed Logo front chest. • Crewneck t-shirt. • Short sleeves. | | | |
| KIDS' | NEW KIDS' X-TEAM JACKET | 440920 • 7, 8, 10, 12, 14, 16 | Black with graphics (94), Coral (13), Heather Grey (27) | \$129.99 |
| |  <ul style="list-style-type: none"> • Nylon, Polyester. • 100% waterproof, breathable and windproof. • Insulation: 200g PrimaLoft Black. • Radiant Core technology to keep you warm. • 100% seams and logos sealed. • Double center front flap insulated for heat retention and wind protection. • Polar fleece at front body and top arms for added warmth. • Reflective Ski-Doo logos for maximum visibility. • Additional removable collar to seal air entry. • Zipper puller on Coral version: Charcoal Grey. • Zipper puller on Black with graphics version: Black. • Zipper puller on Heather Grey version: Charcoal Grey. | <p>WARMTH</p> <p>●●●●○</p> <p>WATERPROOFNESS/WINDPROOFNESS</p> <p>●●●●○</p> <p>BREATHABILITY</p> <p>●●●●○</p> | | |
| | KIDS' X-TEAM HIGHPANTS | 441580 • 2, 3, 4, 5, 6 | Black (90) | \$109.99 |
| |  <ul style="list-style-type: none"> • Highly windproof, waterproof and breathable. • Thermal Loft 200 g insulation. • 100% seams and logos sealed. • Articulated, padded and shaped knees. • Adjustable waist. • Full-length side zippers. • Growing-leg system for lengthening legs by 4" (10 cm) as child gets taller. • Velcrot adjustable suspender system and waist. • Fleece-lined full front and back bib. • Reinforced seat, knees and inner legs. • Water-resistant YKK zippers at pockets. • Storm gaiters. • Polar fleece-lined seat for added warmth. | <p>WARMTH</p> <p>●●●●○</p> <p>WATERPROOFNESS/WINDPROOFNESS</p> <p>●●●●○</p> <p>BREATHABILITY</p> <p>●●●●○</p> | | |
| | KIDS' X-TEAM FLEECE | 454284 • 3-4, 5-6 | Charcoal Grey (07) | \$44.99 |
| |  <ul style="list-style-type: none"> • 100% Polyester. • Midweight polar fleece. • Handwarmer pockets. • X-Team logo print on chest. • Ski-Doo print on sleeve. | | | |
| | NEW KIDS' SKI-DOO T-SHIRT | 454419 • 3-4, 5-6 | Black (90), Navy (89) | \$19.99 |
| |  <ul style="list-style-type: none"> • 100% Cotton • Printed logo at front chest. • Crewneck t-shirt. • Short sleeves. | | | |
| TEEN | X-TEAM GLOVES | 446289 • 6-8, 10-12, 14-16 | Black (90) | \$39.99 |
| |  <ul style="list-style-type: none"> • Nylon, Polyurethane, Polyester • Top hand: 240 g Thermal Loft • Palm: 100 g Thermal Loft insulation. • Waterproof and breathable membrane. • 4-way stretch fleece cuff. • Drawstring closure. • Adjustable hook and loop web strap. • Brushed polyester lining with Microban anti-microbial product protection. • Reflective details. | <p>WARMTH</p> <p>●●●●○</p> <p>DEXTERITY</p> <p>●●●●○</p> | | |
| | TEENS' X-TEAM MITTS | 446303 • 6-8, 10-12, 14-16 | Black (90) | \$39.99 |
| |  <ul style="list-style-type: none"> • Nylon, Polyurethane, Stretch Polyester • Insulation: Top hand: 240g Thermal Loft, Palm: 140g Thermal Loft. • Waterproof and breathable membrane. • Drawstring closure. • Adjustable hook and loop web strap with slip keep. • Micropolyester lining with Microban anti-microbial product protection. • Heat pack pocket built into inner mitt lining. • Reflective details. | <p>WARMTH</p> <p>●●●●○</p> <p>DEXTERITY</p> <p>●○○○○</p> | | |

KIDS'


| | | | |
|---|--|---|---------|
| KIDS' X-TEAM MITTS | 446302 • 2, 4, 6 | Black (90) | \$34.99 |
|  | <ul style="list-style-type: none">• Nylon, Polyurethane• Insulation: Top hand: 233g (100g Thermal Loft + 133g PrimaLoft), Palm: 100g Thermal Loft.• Waterproof and breathable membrane.• Micropolyester lining with Microban anti-microbial product protection. | <ul style="list-style-type: none">• Heat pack pocket built into inner mitt lining.• Gusset protector to avoid snow entry at zipper.• Reflective details. <div>WARMTH<div><div></div><div></div><div></div><div></div><div></div></div>DEXTERITY<div><div></div><div></div><div></div><div></div><div></div></div></div> | |

KIDS' THERMAL SOCKS

444151 • S/M, L/XL

Charcoal Grey (07), Yellow (10)

\$14.99



- 35% Merino Wool, 35% Acrylic, 28% Polyamide Nylon, 2% Elastane.
- Dependable comfort sourced from the durability of Polyamide Nylon and the warmth of Merino Wool.


- Itch-free and shrink treated to retain their size and shape for years.

BASIC BALACLAVA

445685 • S/M, L/XL

Black (90)

\$15.99




- 80% Nylon, 20% Spandex
- Designed for warmth, dryness and comfort.
- Flatlocked seams to prevent skin chafing.

NEW STORM HAT

448678 • One size

Black (90), Coral (13)

\$19.99




- 100% Acrylic
- Knitted hat with micro fleece lining.

NEW KIDS' STORM HAT

448686 • One size

Black (90), Coral (13)

\$19.99




- 100% Acrylic
- Knitted hat with micro fleece lining.

NEW YOUTH SKI-DOO CAP

447809 • One size

Heather Charcoal (29)


\$19.99



- 60% Cotton, 40% Polyester
- Plastic adjustment at back.
- Flat peak.
- Ski-Doo 3D embroidery at front.





TEKVEST

UNISEX

| | | | |
|---|--------------------------|-----------|----------|
| SKI-D00 TRAILMASTER TEKVEST | 469308 • XS, S, M, L, XL | | \$499.99 |
| | 469309 • 2XL, 3XL | Grey [09] | \$529.99 |
|  <ul style="list-style-type: none"> • XS (100-130 lbs / 45-60 kg), S (130-150 lbs / 60-70 kg), M (150-185 lbs / 70-85 kg), L (185-210 lbs / 85-95 kg), XL (210-240 lbs / 95-110 kg), 2XL (240-270 lbs / 110-125 kg), 3XL (270-300 lbs / 125-140 kg) • Polyester, Polyethylene, Vinyl Acetate laminated, Polypropylene, Nylon • Zip-up fleece collar. • 2 body-heated pockets are roomy enough to hold up to 4 smart phones/battery boosters in a vertical position. A perfect spot for a small wallet, a trail map or special medication. • Insulated on the outside with a reflective aluminium layer. • Quick attach points included for optional shoulder pads. | | | |

BAGS

UNISEX

| | | | |
|--------------------------------------|---|------------|----------|
| NEW SKI-D00 STAND-UP ROLLER GEAR BAG | 469319 • One size | Black [90] | \$259.99 |
| |  <ul style="list-style-type: none"> • Your ultimate gear bag. • Structural skeleton ensures stand-up stability when loaded or unloaded. • Waterproof cover included for extra protection against the elements. • Compartmentalized design places helmets, goggles, boots and your gear in dedicated zones. • 140-liter capacity. • Heavy duty 900D polyester material. | | |
| NEW SKI-D00 90 L GEAR BAG | 469321 • One size | Black [90] | \$79.99 |
| |  <ul style="list-style-type: none"> • Large main compartment with easy access to all gear. • Large separated boot pocket. • Zippered accessory pocket. • Easy grab handles for transport. • Detachable shoulder strap. • Heavy-duty reinforced base. • 90-liter capacity. • 900 D polyester. | | |
| NEW SKI-D00 DUFFLE BACKPACK | 469322 • One size | Black [90] | \$99.99 |
| |  <ul style="list-style-type: none"> • Duffle bag with shoulder strap, can transform into a backpack. • Adjustable shoulder and chest straps. • Handy bottle holder. • Foam padding on straps for comfort. • 45-liter capacity. • 900 D polyester. | | |
| NEW SKI-D00 LAPTOP BACKPACK | 469323 • One size | Black [90] | \$89.99 |
| |  <ul style="list-style-type: none"> • Laptop/Tablet pocket holds up to 15" laptop. • Fleece lined sunglasses pocket. • Adjustable shoulder and chest straps. • Organization pocket with key clip. • Foam padding on straps and back for comfort. • Easy grab zipper pulls. • Carry-on slider. • Water bottle side pouch. • 900 D polyester. | | |

LIFESTYLE & GIFTS

WINTER FUN

NEW 3-SKI SNOW SLED

B103900000

\$119.99



- Ski-Doo 3-Ski Snow Sled for single rider.
- Sturdy design features a strong tubular aluminum frame, high-density polyethylene hood and transparent windshield.
- Handlebars and 3 grooved skis enhance steering and maneuverability.
- Brake system and non-slipping seat offer a controlled ride.
- Suspension spring system ensures a steady and comfortable slide.

- Ski-Doo Renegade X-RS UV resistant decals.
- Tow leash to help transport uphill.
- Easy assembly.
- For ages 6 and up.
- Dimensions: 52" L x 20" W x 14" H.
- Weight: 5 lb.
- Maximum weight capacity: 250 lb.

NEW MINI SNOW SLED

B106800000

\$59.99



- Mini Ski-Doo Snow Sled for single rider.
- High-density durable plastic construction.
- Compact, lightweight and easy to carry uphill.
- Centered handle for enhanced steering and control.
- Textured seat for extra grip.
- Safe feet-first design to easily slow down or stop using feet.

- For ages 6 and up.
- Dimensions: 22" L x 13 1/2" W x 15" H.
- Weight: 3.5 lb.
- Maximum weight capacity: 165 lb.

NEW FOAM SLED (55" X 21 1/2")

B106830000/B106840000

\$44.99



- Ski-Doo Foam Sled for up to two riders.
- Lightweight and easy to carry uphill.
- Revolutionary patented polymer foam bonding construction.
- EPS core absorbs shocks and integrates 4 molded handles.
- Water-resistant XPE top skin with colorful graphic designs.
- 3D padded textured grip deck.

- High-density polyethylene slick bottom for ultimate glide and speed.
- Parabolic rails for great stability and maneuverability.
- For ages 6 and up.
- Dimensions: 55" L x 21 1/2" W.

SIZING CHART

HOW TO MEASURE

- For best results, have someone else take measurements.
- Measure body in underwear.
- Tape must be snug but not tight.
- If measurements fall between two sizes, order the larger size.

HEIGHT: Without shoes, standing with heels and back against a wall.

HEAD: Around your head, from the center of the forehead, above the ears and over the natural bump at the back of the head.

ARM LENGTH: Let the hands hang down on the side in a slightly bent position. Measure from the center of the back of your neck, along the length of your arm, to the wrist.

CHEST / BUST: Measure under your arms, around the fullest part of your chest.

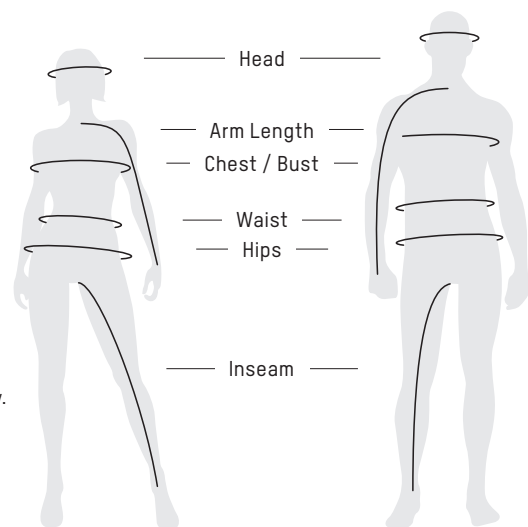
WAIST: Measure around your natural waistline, keeping one finger between the tape and body.

HIPS: Across the fullest part of the seat.

INSEAM: Without shoes, from crotch to the floor.

GLOVES: Measure palm width.

BOOTS: Foot length from heel to toe.



// WHAT CODE REPRESENTS YOUR SIZE?

1. Find your size.

2. The corresponding code is **THE CODE** you use to complete the part number on your order.

Example: 440227__90

Size: M = Code "06"

therefore 4402270690

| SIZE | CODE | SIZE | CODE | SIZE | CODE | SIZE | CODE | SIZE | CODE | SIZE | CODE |
|----------|------|------|------|------|------|------|------|------|------|-------|------|
| One Size | 00 | XL | 12 | 4XLT | 19 | 6 | 25 | 13 | 33 | 7-8 | 54 |
| XS | 02 | XLT | 13 | 5XL | 88 | 7 | 27 | 14 | 34 | 10-12 | 49 |
| S | 04 | 2XL | 14 | 1 | 20 | 8 | 28 | 16 | 35 | 14-16 | 50 |
| M | 06 | 2XLT | 15 | 2 | 21 | 9 | 29 | 18 | 78 | S/M | 72 |
| MT | 07 | 3XL | 16 | 3 | 22 | 10 | 30 | 3-4 | 79 | M/L | 91 |
| L | 09 | 3XLT | 17 | 4 | 23 | 11 | 31 | 5-6 | 52 | L/XL | 73 |
| LT | 10 | 4XL | 18 | 5 | 24 | 12 | 32 | 6-8 | 48 | | |

OUTER, MID & BASE LAYERS + SPORTSWEAR

MEN'S - REGULAR 5'7" - 6'0"

| | XS | S | M | L | XL | 2XL | 3XL | 4XL | 5XL |
|-------------|-------|-------|-------|-------|-------|-------|-------|-------|-------|
| Chest | 33-35 | 35-38 | 38-41 | 41-45 | 45-49 | 49-53 | 53-57 | 57-61 | 61-65 |
| Waist | 27-29 | 29-32 | 32-35 | 35-39 | 39-43 | 43-48 | 48-52 | 52-57 | 57-62 |
| Hips [Seat] | 33-35 | 35-38 | 38-41 | 41-45 | 45-49 | 49-53 | 53-57 | 57-61 | 61-65 |
| Arm Length | 30 | 31 | 32 | 33 | 34 | 35 | 35 | 36 | 36 |
| Inseam | 31 | 31½ | 32 | 32 | 32 | 32 | 32 | 32 | 32 |

LADIES' - REGULAR 5'3" - 5'8"

| | XS | S | M | L | XL | 2XL | 3XL | 4XL | 5XL |
|-------------|-------|-------|-------|-------|-------|-------|-------|-------|-------|
| Chest | 32-35 | 35-37 | 37-40 | 40-43 | 43-47 | 47-51 | 51-55 | 55-59 | 59-63 |
| Waist | 26-29 | 29-31 | 31-34 | 34-37 | 37-42 | 42-46 | 46-51 | 51-55 | 55-60 |
| Hips [Seat] | 35-38 | 38-40 | 40-43 | 43-46 | 46-50 | 50-54 | 54-58 | 58-62 | 62-66 |
| Arm Length | 29 | 30 | 30 | 31 | 31 | 32 | 32 | 33 | 33 |
| Inseam | 30 | 30 | 30 | 30 | 30 | 30 | 30 | 30 | 30 |

TALL 6'1" - 6'4"

| | MT | LT | XLT | 2XLT | 3XLT | 4XLT |
|-------------|-------|-------|-------|-------|-------|-------|
| Chest | 38-41 | 41-45 | 45-49 | 49-53 | 53-57 | 57-61 |
| Waist | 32-35 | 35-39 | 39-43 | 43-48 | 48-52 | 52-57 |
| Hips [Seat] | 38-41 | 41-45 | 45-49 | 49-53 | 53-57 | 57-61 |
| Arm Length | 33½ | 34½ | 35½ | 36½ | 36½ | 37½ |
| Inseam | 34 | 34 | 34 | 34 | 34 | 34 |

TALL 5'9" - 6'0"

| | MT | LT | XLT |
|-------------|-------|-------|-------|
| Chest | 36-39 | 39-42 | 42-46 |
| Waist | 30-33 | 33-36 | 36-40 |
| Hips [Seat] | 39-42 | 42-45 | 45-49 |
| Arm Length | 32 | 32½ | 33 |
| Inseam | 32 | 32 | 32 |

JUNIOR

| | 2 | 3 | 4 | 5 | 6 | 7 | 8 | 10 | 12 | 14 | 16 | 18 |
|-------------|-------|------|------|------|-------|------|------|------|-------|------|------|------|
| Height | 2'11" | 3'2" | 3'5" | 3'8" | 3'11" | 4'2" | 4'5" | 4'8" | 4'11" | 5'2" | 5'5" | 5'8" |
| Chest | 21 | 22 | 23 | 24 | 25 | 26 | 27 | 28½ | 30 | 31½ | 33 | 35 |
| Waist | 20 | 20½ | 21 | 21½ | 22 | 22½ | 23 | 24 | 25 | 26 | 27 | 29½ |
| Hips [Seat] | 21 | 22 | 23 | 24 | 25 | 26 | 27 | 28½ | 30 | 31½ | 33 | 36½ |
| Arm Length | 15½ | 17 | 18½ | 20 | 21½ | 23 | 24½ | 28½ | 30 | 31½ | 33 | 33½ |
| Inseam | 13½ | 15½ | 17½ | 19½ | 21 | 22¾ | 24½ | 26½ | 28 | 29½ | 31 | 31½ |

BOOTS

| MEN'S | 5 | 6 | 7 | 8 | 9 | 10 | 11 | 12 | 13 | LADIES' | 6 | 7 | 8 | 9 | 10 | KIDS' | 1 | 2 | 3 | 4 | 5 | 6 |
|----------------------|----|----|------|------|------|-----|------|-----|------|---------|------|----|----|------|------|-------|------|------|------|------|----|----|
| EU-Unisex Shoes Size | 37 | 38 | 39.5 | 41 | 42 | 43 | 44.5 | 46 | 47 | | 35.5 | 37 | 38 | 39.5 | 41 | | 32 | 33 | 34 | 35.5 | 37 | 38 |
| Foot (in.) | 9 | 9½ | 9½ | 10 | 10½ | 10½ | 11 | 11½ | 11½ | | 8½ | 9 | 9½ | 9½ | 10 | | 7½ | 8 | 8½ | 8½ | 9 | 9½ |
| Foot (cm) | 23 | 24 | 24.5 | 25.5 | 26.5 | 27 | 28 | 29 | 29.5 | | 22 | 23 | 24 | 24.5 | 25.5 | | 19.5 | 20.5 | 21.5 | 22 | 23 | 24 |

GLOVES & MITTS

| MEN'S | | | | | | | | LADIES' | | | | | | KIDS' | | | |
|------------|-----|----|----|----|------|-----|-----|---------|----|---|----|----|------|--------------------------|------|-------|-------|
| | XS | S | M | L | XL | 2XL | 3XL | XS | S | M | L | XL | 2XL | | 2 | 4 | 6 |
| Palm (in.) | 3 | 3¼ | 3½ | 4 | 4½ | 5 | 5½ | 2½ | 2¾ | 3 | 3½ | 4 | 4½ | Hand circumference (in.) | 4¾-5 | 5-5¾ | 5¾-5¾ |
| Palm (cm) | 7.5 | 8 | 9 | 10 | 11.5 | 13 | 14 | 6 | 7 | 8 | 9 | 10 | 11.5 | Hand length (in.) | 4-4½ | 4½-4¾ | 4¾-5 |

HELMETS

| MEN'S & LADIES' | XS | S | M | L | XL | 2XL | 3XL | JUNIOR | S | M | L |
|-----------------|---------|--------|---------|--------|--------|---------|--------|--------|---------|--------|---------|
| Head (in.) | 20½-21¼ | 21½-22 | 22½-23¼ | 23½-24 | 24-24½ | 24½-25½ | 25½-26 | | 19¼-19¾ | 20-20½ | 20½-21¼ |
| Head (cm) | 53-54 | 55-56 | 57-58 | 59-60 | 61-62 | 63-64 | 65-66 | | 49-50 | 51-52 | 53-54 |

SOCKS

| | S | M | L | S/M | L/XL |
|---------|-----|-------|-------|------|--------|
| Men's | — | 6-9½ | 10-13 | Kids | 9½-12½ |
| Ladies' | 4-8 | 8½-12 | — | | 13-3 |

// NOTES

EXPLORE AN ENTIRE WORLD OF ADVENTURE WITH ALL OF OUR BRP PRODUCTS. **BRP.COM**



ski-doo LYNX SEA-DOO can-am ROTAX ALUMACRAFT Manitou Evinrude



// SKI-DOO.COM

